



E.M.C.D.D.A.

## **EMCDDA SCIENTIFIC REPORT**

# **European Network to Develop Policy Relevant Models and Socio-Economic Analyses of Drug Use, Consequences and Interventions**

## **Final report: Part 6 – Costs and Cost effectiveness of Interventions**

**EMCDDA / 2002**



**EMCDDA SCIENTIFIC REPORT**

**European Network to Develop Policy Relevant  
Models and Socio-Economic Analyses of Drug Use,  
Consequences and Interventions**

**Final Report: Part 6 –  
Costs and Cost Effectiveness of Interventions**

EMCDDA / P1/ TSER Network/ 2002

**This report (Part 6 – Costs and Cost-effectiveness) was prepared by:  
Hans Jager and Wien Limburg, RIVM**

**Work Group members Costs and Cost-effectiveness:**

**Hans Jager, Maarten Postma, Lucas Wiessing (work group coordinators); Wien Limburg, Erik van Ameijden, Fernando Antoñanzas, Catherine Comiskey, Gloria Crispino O'Connell, Gerald Foster, David Goldberg, Gordon Hay, Matthew Hickman, Claude Jeanrenaud, Pierre Kopp, Mirjam Kretzschmar, Marita van de Laar, Harold Pollack, Thierry Poynard, Lucilla Ravà, Carla Rossi, Gernot Tragler, Robert Welte, Ardine de Wit, John Wong.**

---

**Full Network Details:**

**Project Partners (project and work group coordinators):**

**Lucas Wiessing, EMCDDA (project coordinator), Gordon Hay, Univ. Glasgow, Carla Rossi, Lucilla Ravà, Univ. Rome 'Tor Vergata', Martin Frischer, Heath Heatlie, Univ. Keele, Hans Jager, Wien Limburg, RIVM, Christine Godfrey, Univ. York, Chloé Carpentier, Monika Blum, Kajsa Mickelsson, Richard Hartnoll, EMCDDA**

**The important input of all network participants and invited experts is fully acknowledged. For a list of network participants per working group and email contacts see Final Report Part 1, Annex A.**

**Other Network Participants and Invited Experts:**

**Rita Augustin, Ana Maria Bargagli, Massimiliano Bultrini, Marcel Buster, Maria Fe Caces, Maria Grazia Calvani, John Carnavale, Yoon Choi, Antonia Domingo-Salvany, Ken Field, Maria Gannon, Peter Hanisch, Toon van der Heijden, Simon Heisterkamp, Neil Hunt, Petra Kümmler, Nacer Lalam, Fabio Mariani, Linda Nicholls, Alojz Nociar, Deborah Olzewski, Alessandra Nardi, Laetitia Paoli, Päivi Partanen, Paulo Penna, Jorge Ribeiro, Francis Sartor, Janusz Sieroslowski, Ronald Simeone, Filip Smit, Juan Tecco, Alberto Teixeira, Jaap Toet, Giovanni Trovato, Alfred Uhl, Julián Vicente, Katalin Veress, Denise Walckiers, Tomas Zabransky, Terry Zobeck, Brigitta Zuiderma-van Gerwen.**

**Project funded by the European Commission, DG Research, Targeted Socio-Economic Resarch (TSER). Project n<sup>o</sup>: ERB 4141 PL 980030, Contract n<sup>o</sup>: SOE2-CT98-3075**

**Starting date: 1st December 1998**

**Duration: 36 months**

**Date of issue of this report: 31<sup>st</sup> January 2002**

**© European Monitoring Centre for Drugs and Drug Addiction, 2002**

**Quotation is authorised providing the source is acknowledged.**

European Monitoring Centre for Drugs and Drug Addiction

Rua da Cruz de Santa Apolónia 23-25

PT - 1149-045 Lisboa

Portugal

Tel: + 351 21 811 30 00

Fax: + 351 21 813 17 11

e-mail: [info@emcdda.org](mailto:info@emcdda.org)

<http://www.emcdda.org>

## Contents

### Final Report Part 6: Costs and Cost-effectiveness

Executive summary.....	3
1. Scientific overview .....	7
1.1 Summary.....	7
1.2 Overview of activities .....	7
1.3 Overview of results .....	8
1.4 Monograph.....	10
1.4.1 Design .....	11
1.4.2 Contents .....	11
1.4.3 Limitations and perspective of monograph.....	15
2. Exploitation and dissemination of results .....	16
3. Contact details .....	18

Annex 1 Report Workshop: The impact and costs of HCV, HBV and HIV infection in injecting drug users in the European Union

Annex 2 Wiessing LG, Hartnoll R, Houweling H, Jager JC, Downs AM, Hamers F: Impact and Control of AIDS, HIV, and Hepatitis B and C Among Injecting Drug Users in Europe: An Exploratory Overview. Also in: inaugural meeting report. National Institute of Drug Abuse, National Institutes of Health, US Department of Health and Human Services: 1999, 23-35

Annex 3 Jager JC, Achterberg PW, Wiessing L, Hartnoll R, Postma MJ: Infectious diseases and drug abuse: conceptual modelling of consequences and interventions. Poster presentation. European Conference Perspectives on Infectious Disease Research, Dresden, February 1-3, 1999

Annex 4 Postma MJ, Wiessing LG, Jager JC: Pharmaco-economics of Drug Addiction; Estimating the costs of HCV, HBV and HIV infection among injecting drug users in EU-countries.

### For general overview or results of other working groups see:

Final Report Part 2	Work group 1a – National Level Prevalence Estimation
Final Report Part 3	Work group 1b – Local Level Prevalence Estimation
Final Report Part 4	Work group 2a – Modelling Time trends and Incidence
Final Report Part 5	Work group 2b – Modelling Geographic Spread with Geographic Information Systems (GIS)
Final Report Part 6	Work group 3a – Modelling Costs and Cost-effectiveness of Interventions
Final Report Part 7	Work group 3b – Modelling Drug Markets and Policy options

## Executive summary

### *Aims*

The global aims of the present project concern:

- (1) the estimation of costs for society of problem drug use, and
- (2) the assessment of the cost-effectiveness of different forms of intervention using models.

The main questions explored by the project are:

- what is the cost-of-illness related to some infectious diseases (HepB/C and HIV) among IDUs?
- what is the influence of epidemiological developments on resulting health care costs for these diseases (cure/care/prevention)?
- what information is needed to ultimately construct cost-effectiveness scenarios for different interventions?

During the project the emphasis shifted to HCV specifically in view of the relatively little knowledge about this disease.

### *Results*

The results of the workgroup's activities are presented in Annex 1 to 4, and in section 1.4 *Monograph* of the present report.

Annex 1. Report Workshop: The impact and costs of HCV, HBV and HIV infection in injecting drug users in the European Union. Its main conclusions include:

- basic epidemiological research trying to elucidate the dynamics of the spread of HCV in IDUs is still inconclusive and motivates further epidemiological study. Data needs and methodological problems concerning the epidemiology of HCV have been identified;
- a general overview of the spread of HIV/AIDS, HBV and HCV among IDUs in Europe shows that HIV, HBV and HCV constitute a major health burden for IDUs in Europe and are still not under control. Harm reduction has become an acceptable option in most EU countries, but coverage can be improved;
- modelling approaches for transmission of HCV and related data needs have been defined. Modelling of the spread of HBV and subsequent economic evaluation of potential interventions (vaccination, screening) have already been elaborated. This work provides the format for the evaluation of interventions with respect to HCV;
- further economic research should be devoted to prevalence-based estimation of costs, and the extension of the estimation of health care costs to social costs of drug addiction.

Annex 2. Wiessing LG, Hartnoll R, Houweling H, Jager JC, Downs AM, Hamers F: Impact and Control of AIDS, HIV, and Hepatitis B and C Among Injecting Drug Users in Europe: An Exploratory Overview. It presents amongst others:

- estimates of historical HIV incidence derived by back-calculation from AIDS cases followed by recent data on seroprevalence of HIV, HBV, and HCV;
- a general impression of implementation and possible effects of harm-reduction measures in countries of the EU;

- Table 2. Prevalence of antibodies against hepatitis B and hepatitis C among injecting drug users in EU countries, EMCDDA 1998

	Hepatitis B			Hepatitis C		
	Year	Data	Percent anti-HBV +	Year	Data	Percent anti-HCV +
Austria (1)	1996	Vienna: Hospital, low threshold treatment	(50-56)	1996	Vienna: Hospital, low threshold treatment	(72-79)
Belgium	-	-	-	-	-	-
Denmark (2)	1995	Estimate	21	1995	Estimate	50
Finland (3)	1997	Helsinki: Needle exchange, self-reports	(34)	1997	Helsinki: Needle exchange, self-reports	(53)
France (4)	-	-	-	1995	Survey treatment centres, self-reports	53-70
Germany (5)	1996	Dortmund: Treatment	(48)	1996	Dortmund: Treatment	(63)
Greece (6)	-	-	-	1997	Methadone/drug free treatment	50-94
Ireland (7)	-	-	-	1992/93	Dublin: Treatment	(84)
Italy (8)	1997	Treatment	40	1997	Treatment	67
Luxembourg (9)	1997	Treatment, self-reports	22	1997	Treatment, self-reports	19
Netherlands (10)	1994/96	Rotterdam/Heerlen/Maas tricht: Treatment	(59-63)	1994/96	Rotterdam/Heerlen/Maas tricht: Treatment	(74-84)
Portugal (11)	-	-	-	1996	Treatment, self-reports	74
Spain (12)	1996	Treatment	59	1996	Treatment	83
Sweden	1997	Study 9 prisons, saliva (13)	55	1994	Stockholm: Study prison/treatment (14)	(92)
United Kingdom	1996	Unlinked Anonymous, England and Wales (15)	22	1994	Survey treatment centres (16)	48-77

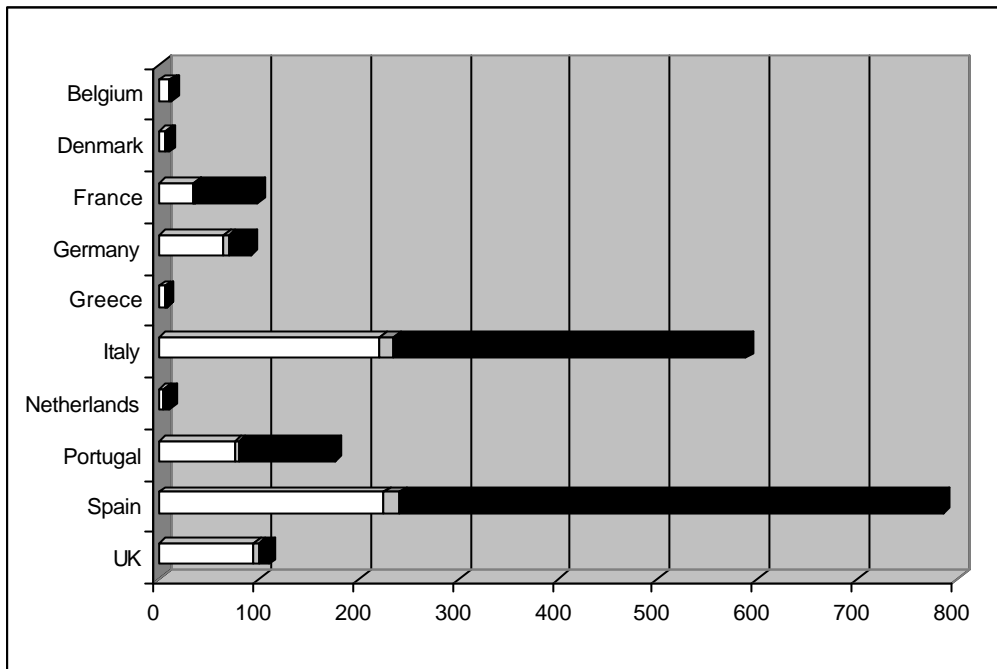
Annex 3. Jager JC, Achterberg PW, Wiessing L, Hartnoll R, Postma MJ: Infectious diseases and drug abuse: conceptual modelling of consequences and interventions.

Poster presentation. It presents amongst others:

- a conceptual model covering the field of infectious diseases and drug abuse. Its five basic components are drug use, drug use-related policy, determinants of drug use and effects, individual effects of drug use and the social burden of drug use.

Annex 4. Postma MJ, Wiessing LG, Jager JC: Pharmaco-economics of Drug Addiction; Estimating the costs of HCV, HBV and HIV infection among IDUs in EU-countries. It presents amongst others:

- estimated costs for drug-addiction related HCV, HBV and HIV amounting to EUR1.89 billion in the baseline with HCV taking account of approximately 40% of these costs;
- the distribution of these costs over the ten countries considered: Spain and Italy make up 72% of total EU-costs ( $\pm$  EUR1.4 billion) with relatively large shares for drug-related HIV costs. Estimated drug-related costs in the UK and Germany are primarily caused by hepatitis;
- estimated lifetime costs of HIV-infection for the ten EU countries. These vary from EUR42,500 for the UK to EUR90,800 for France;
- Figure 3: Costs of HCV (white), HBV (grey) and HIV (black) in €(millions) for ten EU-countries.



#### 1.4 Monograph

Jager JC, Wiessing LG, Limburg LCM, et al. Impact and costs of Hepatitis C in injecting drug users. (Lisbon: EMCDDA, 2002).

The monograph is very much an elaboration and extension of the work as reported on in the annexes. It presents amongst others:

- a conceptual model of the drugs problem, which is an elaboration of the model presented in Annex 3. The model structures the complexity of the drugs problem and the interrelationships between the subject matter of the parts of the book.

##### Part 1

- information on the latest developments in the diagnostic and treatment modalities of HepC and more specifically in IDUs. In the last few years major advances in the treatment of HepC have been made. IDUs, however, seem as yet to profit little from them;
- epidemiological data on the spread of HepC in IDUs in Europe and European data on coverage of prevention responses;

##### Part 2

- the results of a mathematical model for HepC transmission dynamics and of a model of the population of IDUs in the European Union;

##### Part 3

- estimates of the health care costs related to injecting drug use-related HepC, (HIV and HepB) calculated by means of an incidence/prevalence model;
- outcome of a comparison of no antiviral treatment to antiviral treatment in IDUs with histologically moderate HepC. Initial combination therapy in this group should reduce the risk of cirrhosis, prolong life and be cost-effective.

##### Part 4

- estimates of indirect costs by means of the market approach and human capital approach and of the social costs of injecting drug use in particular in France by means of the cost-of-illness method and in Switzerland by means of a newly developed valuation method;

##### Part 5



- policy options for the prevention and management of HepC in IDUs and estimates of the cost-effectiveness of treatment and prevention, in particular methadone maintenance program;
- models that enable the relative weighing of various drug control programs thereby providing a tool for the division of scarce resources among these programs.

***What still needs to be done***

Models used for the analysis of transmission and prevention of HCV in IDUs or for estimates of drug abuse-related costs need to be build and elaborated.

Methods to estimate the costs need to be further developed.

Building models is an iterative process, better data enables better models, which in turn enable more adequate estimates. Better data need to be obtained on

- HepC disease stages, and their determinants and riskfactors in IDUs;
- HepC-related health care utilization by IDUs;
- HepC prevention strategies, in particular their efficacy, efficiency and costs.

*SCIENTIFIC REPORT***1. Scientific overview****1.1 Summary**

The global objectives of the present project concern

- (3) the estimation of costs for society of problem drug use, and
- (4) the assessment of the cost-effectiveness of different forms of intervention using models.

Within the framework set by these objectives the work in the first period of the project started to explore the following questions (see project CT98EP06 funded by EMCDDA):

- What is the cost-of-illness related to some infectious diseases (Hepatitis B/C and HIV) among IDUs?
- What is the influence of epidemiological developments on resulting health care costs for these diseases (cure/care/prevention)?
- What information is needed to ultimately construct cost-effectiveness scenarios for different interventions?

Further objectives of the project are networking and stimulation of cooperative research of experts.

It should be noted that the emphasis of the work performed shifted from the impact and costs of drug injecting related diseases to the impact and costs of infections with HCV in view of the relatively little knowledge about HCV.

**1.2 Overview of activities**

- A Working Group was formed and extended (see Section 3 below).
- A Working Group meeting was held 24th – 25th June 1999 at the National Institute of Public Health and the Environment (RIVM), Bilthoven, the Netherlands. The project has been structured around three subgroups on Epidemiological and Social Impact, Mathematical Modelling, and Economic Impact.
- Subsequent to the Workshop activities focussed on extension and elaboration of the work concerning
  - further development of new method (model for indirect cost estimation - MICE) to standardize the estimation of indirect costs of drug use and interventions in different European countries;
  - the literature search on impact and costs related to HCV infections;
  - a systematic review of the literature on economic evaluation of hepatitis B vaccination strategies (De Wit & Welte, 1999);
  - modelling the spread of HBV and analysing the cost-effectiveness of national HBV vaccination (De Wit et al, 2000a; De Wit et al, 2000b; Struijs et al, 2000);

- elaboration and international discussion (participation in several conferences, see Section 2 below) of the methods developed to estimate (social) costs of HIV, HBV and HCV infections related to drug addiction (Antonanzas, 2000).
- During a meeting November 13<sup>th</sup> 2000 at the National Institute of Health and the Environment (RIVM) it was decided to publish an EMCDDA Monograph that would present an overview of the state of the art in research, modelling and policy making with regard to HepC in IDUs.

### 1.3 Overview of results

The major results as yet achieved by the Working Group are presented in the following annexes to this report:

Annex 1: Report Workshop: The impact and costs of HCV, HBV and HIV infection in injecting drug users in the European Union;

Annex 2: Wiessing LG, Hartnoll R, Houweling H, Jager JC, Downs AM, Hamers F: Impact and Control of AIDS, HIV, and Hepatitis B and C Among Injecting Drug Users in Europe: An Exploratory Overview. Also in: inaugural meeting report. National Institute of Drug Abuse, National Institutes of Health, US Department of Health and Human Services: 1999, 23-35;

Annex 3: Jager JC, Achterberg PW, Wiessing L, Hartnoll R, Postma MJ: Infectious diseases and drug abuse: conceptual modelling of consequences and interventions. Poster presentation. European Conference Perspectives on Infectious Disease Research, Dresden, February 1-3, 1999;

Annex 4: Postma MJ, Wiessing LG, Jager JC: Pharmaco-economics of Drug Addiction; Estimating the costs of HCV, HBV and HIV infection among injecting drug users in EU-countries.

#### Annex 1

Report Workshop: The impact and costs of HCV, HBV and HIV infection in injecting drug users in the European Union. It presents

- the results of a Workshop (June 1999) on the impact and costs of HCV, HBV and HIV in IDUs (section 3);
- details concerning Workshop, Working Group, project related projects and project related publications and contributions to conferences (Appendices A-D).

The report has been extended to include

- the outcomes of a literature search concerning impact and costs related to HCV infections (section 4, Appendix E).

Its main conclusions are:

- Basic epidemiological research trying to elucidate the dynamics of the spread of HCV in IDUs is still inconclusive and motivates further epidemiological study. Data needs and methodological problems concerning the epidemiology of HCV have been identified together with necessary actions to solve these needs and problems by extension of surveillance, initiation of cohort studies, and development of backcalculation (e.g. from cirrhosis to incidence and prevalence of HCV) (section 3.2.1, section 3.2.3 and section 3.5.1).
- A general overview of the spread of HIV/AIDS, HBV and HCV among IDUs in Europe shows that HIV, HBV and HCV constitute a major health burden for IDUs in Europe and are still not under control. Harm reduction has become an

acceptable option in most EU countries, but coverage can be improved (section 3.2.2; see also Annex 2).

- Modelling approaches for transmission of HCV and related data needs have been defined (section 3.3.1, section 3.3.2, section 3.3.3). Modelling of the spread of HBV and subsequent economic evaluation of potential interventions (vaccination, screening) have already been elaborated. This work provides the format for the evaluation of interventions with respect to HCV (section 3.4.1).
- A preliminary cost estimate for incidence-based drug-addiction-related costs for infectious diseases (HIV, HBV, HCV) has been provided. Estimated drug-addiction-related costs of HIV/AIDS, HBV and HCV amount to 1871 million EUR for the EU as a whole. HIV takes account of the major part of these costs (71%), followed by HCV (24%) and HBV (5%; section 3.4.2; see also Annex 5).
- Further economic research should be devoted to prevalence-based estimation of costs, and the extension of the estimation of health care costs to social costs of drug addiction.

The workshop report has been extended to include a literature review on 'Impact and costs of HCV in intravenous drug users'.

- The literature review is an inventory of the basic knowledge on the impact and costs of HCV in IDUs. The majority of the articles addresses the clinical and epidemiological aspects of the HCV in IDUs. Very little research has been done on the development of the disease in IDUs and even less so on the costs of HCV in IDUs.

#### Annex 2

Wiessing LG, Hartnoll R, Houweling H, Jager JC, Downs AM, Hamers F: Impact and Control of AIDS, HIV, and Hepatitis B and C Among Injecting Drug Users in Europe: An Exploratory Overview. It presents

- a general overview of the spread of HIV/AIDS, HBV, and HCV among IDUs in Europe by describing recent data collected by two European monitoring centres: EMCDDA and CESES;
- relevant modelling data that were obtained in the framework of the European Union Concerted Action on Multinational AIDS Scenarios (BMH1-CT94-1723), co-ordinated by the Netherlands National Institute of Public Health and the Environment (RIVM). Because of the differences in geographic coverage of the available data and estimates, the main emphasis of this paper is on countries of the EU. Information on reported AIDS cases is available from CESES also for Central and Eastern Europe (and Asian countries of the former Soviet Union). As results came from different studies and monitoring activities, a thematic structure was chosen for this overview;
- a description of patterns of the spread of AIDS among IDUs;
- estimates of historical HIV incidence derived by back-calculation from AIDS cases followed by recent data on seroprevalence of HIV, HBV, and HCV;
- a general impression of implementation and possible effects of harm-reduction measures in countries of the EU.

#### Annex 3

Jager JC, Achterberg PW, Wiessing L, Hartnoll R, Postma MJ: Infectious diseases and drug abuse: conceptual modelling of consequences and interventions. Poster presentation. It presents

- a conceptual model which departs from five basic components, i.e. drug use, policy related to drug use, determinants of drug use and effects, individual effects of drug use and the social burden of drug use;
- an elaboration of the conceptual model with concrete examples of interrelated issues in terms of policies and interventions, undesired health effects, adverse social and legal events and use and costs of health care services and social and legal institutions.

The model serves as a basis for chapter 1 of the Monograph (see Section 1.4.2 below).

#### Annex 4

Postma MJ, Wiessing LG, Jager JC: Pharmaco-economics of Drug Addiction; Estimating the costs of HCV, HBV and HIV infection among injecting drug users in EU-countries. It presents

- a preliminary estimate of the costs of drug-addiction related HCV, HBV and HIV in countries of the European Union. These costs reflect a relevant share of total costs for drug addiction. The results were obtained by the incidence-based approach;
- the distribution of these costs over the ten countries considered: Spain and Italy make up 72% of total EU-costs (approximately EUR1.4 billion). Both countries show relatively large shares for drug-related HIV costs. Estimated drug-related costs in the UK and Germany are primarily caused by hepatitis
- estimated costs for drug-addiction related HCV, HBV and HIV amounting to EUR1.89 billion in the baseline with HCV taking account of approximately 40% of these costs;
- the results of one-way sensitivity analysis. Variation in the discount rate induces the smallest changes in total costs. Estimated costs range from EUR1630 to EUR2159 (minus 14% and plus 16% of the baseline, respectively). Multi-way sensitivity analysis indicates estimated costs up to EUR2570 million;
- estimated lifetime costs of HIV-infection for the six countries with detailed information available (France, Greece, Italy, Netherlands, Spain and UK) and the average applied to the other four countries (Belgium, Denmark, Germany and Portugal). These vary from EUR42,500 for the UK to EUR90,800 for France.

November 13<sup>th</sup> 2000 a meeting took place at the National Institute of Health and the Environment (RIVM) to discuss the planning of further work. Present at this meeting were Lucas Wiessing, the area-coordinator, and several Dutch members of the Working Group. It was then decided to publish an EMCDDA Monograph that would present an overview of the state of the art in research, modelling and policy making with regard to Hepatitis C in IDUs. It would bring together the expertise of the members of the Working Group and if needed relevant others. In the fifth 6-month period activities primarily focussed on the design, planning and organisation of the monograph. Major activities in the last 6-month period related to keeping in touch with the authors about their contributions, writing various chapters of the monograph, and organising the review process.

### **1.4 Monograph**

The monograph is tentatively entitled “Impact and Costs of Hepatitis C in Injecting Drug Users in the European Union”.

### 1.4.1 Design

#### Focus

- natural history, treatment and prevention of Hepatitis C;
- epidemiological impact of Hepatitis C in IDUs in European Union;
- health care costs;
- cost-effectiveness of treatment and prevention of Hepatitis C in IDUs in European Union;
- current policy options;
- extension to social costs of drug abuse;
- quantitative results rather than methods.

Considerable attention will be paid to the natural history, treatment, prevention and epidemiology of Hepatitis C in IDUs. This information is indispensable for the modelling of injecting drug use and of transmission of Hepatitis C in IDUs as well as for the determination of the direct, indirect and social costs of Hepatitis C in IDUs. Results of these modelling activities will be an important input for the formulation of policy options and recommendations regarding the prevention and management of Hepatitis C in IDUs. Although, little is as yet known about the quality of life of patients with Hepatitis C, let alone IDUs with Hepatitis C, efforts will be made to explore this new field of research. Another major focus will be the policy options for the prevention and management of Hepatitis C in IDUs. Specific attention will be paid to the cost-effectiveness of treatment and interventions, in particular to the cost-effectiveness of needle exchange programs and methadone maintenance programs.

#### Target

- to inform policymakers on the present state of knowledge;
- to formulate and if possible answer policy relevant questions;
- to make recommendations regarding policy on Hepatitis C in IDUs.

The main target is to provide policymakers with up-to-date information thus to enable them to develop evidence-based policy and to come to informed decisions. This has important consequences for the style of the information presented.

During the latest period activities focussed on the realisation of the EMCDDA Monograph. In accordance with the design of the book seventeen authors (international experts) were invited to contribute a chapter to the book, all accepted the invitation though one withdrew just before the submission deadline; the review process, which involves a review by two experts and a text editor, has been started; the final draft of the monograph will be presented to the EMCDDA in the course of next year. The EMCDDA will finalise the publication of the monograph.

### 1.4.2 Contents

The Monograph focusses on the impact and costs of Hepatitis C in IDUs, their causation, and the ways in which to affect them with the ultimate aim to support policy-making at EU level.

Chapter 1 presents a detailed conceptual model for the drugs problem and concomitant health, social and legal issues. As such it formalizes the interrelationships between the different aspects of problem drug use and Hepatitis C.

Chapters 2 till 17 are divided into five parts, with each part focussing on specific aspects of the Hepatitis C among IDUs.

1. Conceptual model for drugs problem. J.C. Jager, L.C.M. Limburg and L. Wiessing  
This chapter sets out to structure the complexity of the drugs problem and to position the many interlinked phenomena regarding the subject matter of this monograph within the drugs field by constructing a conceptual model.

*Part I: Natural history, treatment, epidemiology and prevention.*

The primary focus of Part I is the biomedical background of the disease (the infectious agent causing the disease, natural history of the disease, disease stages and corresponding quality of life) and the effectiveness of interventions including health care (diagnostic and treatment modalities) and prevention activities. As a disease caused by a biotic agent, the Hepatitis C virus, it is an infectious disease. It is a drug-related disease, in that by using drugs the virus may be transmitted by blood contact. The blood contact takes place by needle sharing in injecting of drugs. Thus the spread of the virus and the spread of injecting drug use interact.

2. Natural history and treatment and prevention of Hepatitis C in injecting drug users – an overview. L.C.M. Limburg  
This chapter presents a brief overview of the natural history and disease stages of Hepatitis C, diagnostic and treatment modalities for IDUs, and prevention strategies targeted at IDUs.
3. Recent developments in Hepatitis C diagnostics and treatment. T. Poynard  
In the last few years there have been major developments in the diagnostics and treatment of Hepatitis C. A detailed account of the latest diagnostic and treatment modalities for Hepatitis C and their efficacy in the various stages of the disease will be given.
4. Quality of life and Hepatitis C. G. Foster  
Hepatitis C affects the quality of life of most patients, though in different degrees. Changes in quality of life in intravenous drug users seem to be larger than in other Hepatitis C patients. Because of its highly unpleasant side-effects, combination therapy with interferon and ribavirin may impair quality of life. Other factors that may contribute to the impairment of quality of life include knowledge of the infection, cytokine release and cerebral infection.
5. Epidemiology of Hepatitis C (and Hepatitis B and HIV) in injecting drug users in the European Union. L. Wiessing  
Epidemiological studies available in Europe on spread of Hepatitis C and other drug-related infections in IDUs and present data collected by the EMCDDA are reviewed. An attempt is made to describe the link between spread of Hepatitis C and spread of injecting drug use, and to compare spread of Hepatitis C with spread of HIV and Hepatitis B. European data on coverage of prevention responses is presented.

*Part II: Understanding the dynamics of injecting drug use and Hepatitis C epidemics.*

It focusses on the (potential) interdependencies of the occurrence of injecting drug use and the spread of the epidemic. These processes involve the interaction of life style, the composition of relevant populations and the transmission of a communicable disease (in terms of infectiousness, infectivity, susceptibility). The complexity of the

processes requires a mathematical modelling approach to analyse the current situation and to develop what-if scenarios concerning intervention strategies (medical treatment, prevention).

6. Modelling the transmission of Hepatitis C in injecting drug users. M. Kretzschmar  
The issues to be dealt with in developing a mathematical model for Hepatitis C transmission dynamics are discussed. The model takes into account the most important stages of infection and the heterogeneity in IDU behavior. The model is used to estimate the prevention effort needed to substantially reduce Hepatitis C transmission or even interrupt the virus circulation, and eventually to simulate the effects of various prevention and intervention strategies on the prevalence and incidence of Hepatitis C.
7. Modelling injecting drug use in the European Union. C. Rossi and N. Esposito  
The population of IDUs in the European Union is estimated on the basis of a dynamic model of the health consequences, using in particular AIDS en Hepatitis C incidence data.

*Part III: Direct health care costs of drug-related Hepatitis C infection.*

Part III concerns against the background of the consequences of drug use at individual level, the consequences at population level, viz. the health effects and use and cost of health care services.

8. Costing of Hepatitis C, HIV and Hepatitis B in injecting drug users. M.J. Postma  
A model is developed to estimate the health-care costs related to injecting drug use-related Hepatitis C, HIV and Hepatitis B. The model covers a multi-country area, such as the European Union. The model relates relevant cost estimates to incidence and/or prevalence estimates of drug use and infectious diseases among drug users. Aggregate estimates are related to macro-economic quantities, such as GDP and health-care budgets.
9. Costs of treatment of Hepatitis C. J.B. Wong, D.L. Sylvestre and U. Siebert  
By means of computer cohort simulation, no antiviral treatment is compared to antiviral therapy in IDUs with histologically moderate Hepatitis C or cirrhosis. In this group initial combination therapy should reduce the future risk of cirrhosis, prolong life, and be cost-effective.

*Part IV: Wider costs of drug use and drug-related Hepatitis C infection.*

Part IV is an extension of Part III and an exploration of other effects of drug use. Besides direct health care costs at the population level, it also considers the wider costs of drug use and drug-related costs of Hepatitis C infection.

10. Indirect costs of injecting drug use. R.A. Welte  
The indirect costs caused by injecting drug use are estimated from different perspectives, namely the perspective of IDUs, their employers, their family members and the society. The loss of paid and unpaid work is considered. Two approaches are used to value the productivity loss: 1. Market approach (paid work: friction cost method; unpaid work: substitution approach); and 2. Human capital approach. Results are presented in EURO per IDU for Germany and the Netherlands.
11. Model to compute the social costs of injecting drug use. F. Antonanzas and M. Velasco  
A review of studies that deal with the calculation of the social costs related to unhealthy behavior, in particular injecting drug use is presented. Different methods to estimate these costs are discussed. This review enables the proposal of a model for the social costs caused, in particular, by drug consumption and its related diseases.



12. Estimation of the social costs of illicit drug use in France. P. Kopp and N. Blanchard  
The social costs of illicit drug use in France are assessed by means of the cost-of-illness method. The costs involved are made up by costs due to loss of productivity and income, to imprisonment, law enforcement and the judicial and penal system, to medical care, and to premature death. In all, they constitute a considerable burden to French society and amount to approximately 0,16% of the French GNP in 1997, which is still relatively small compared to the costs of alcohol and tobacco consumption.
13. Assessment of the social costs of illicit drugs: production losses and reduced quality of life. C. Jeanrenaud  
This chapter proposes a methodology to measure the costs of illicit drug use. Such costs involve costs due to productivity losses as well as the consequences for the quality of life of drug addicts and the welfare of the community. On the basis of a critical appraisal of the human capital and willingness-to-pay approaches, a new valuation method is developed. Switzerland is used as an example to illustrate the new method.

*Part V: Policy options, cost-effectiveness and cost-benefit analyses of the prevention and treatment of Hepatitis C in injecting drug users.*

Part V is directed at the integration information from previous chapters. Relevant issues are policy options, cost-effectiveness and cost-benefit analyses of the prevention and treatment of Hepatitis C in IDUs.

14. Policy options for prevention and management of Hepatitis C in injecting drug users. L. Wiessing.  
Responses available for reducing transmission and consequences of Hepatitis C and other drug-related infections among IDUs, either by directly preventing transmission (needle exchange, information on hygiene, Hepatitis B vaccination), indirectly through reduction of injecting drug use (e.g. methadone maintenance) and through Hepatitis C treatment of infected persons are discussed. An important issue is how to reach IDU populations and/or hidden subgroups such as those who recently initiated injecting drug use (e.g. outreach work). It is attempted to compare the potential for increasing effectiveness of the different approaches (e.g. related to different existing coverage of methadone in European Union countries, or if possible related to data on hepatitis c treatment uptake among IDUs).
15. Cost-effectiveness of treatment and interventions for Hepatitis C in injecting drug users. G.A. de Wit  
An attempt is made to develop a cost-effectiveness model targeted at Hepatitis C in IDUs. Thereto, a dynamic model for the transmission of the disease in IDUs and a Markov-chain model will be employed. Important questions relate to the identification of the data needs of the model and of methodological needs for future research.
16. The impact and cost-effectiveness of methadone maintenance treatment in preventing HIV and Hepatitis C. H.A. Pollack and R. Heimer  
This chapter presents a simplified but pertinent epidemiological model to address the question of the ability of substance abuse treatment to reduce infectious disease spread. The model is used to explore the cost per averted infection of a representative methadone outpatient treatment regime in preventing HIV and Hepatitis C in IDUs. It appears that this treatment is highly cost-effective as a means to prevent HIV but less so for Hepatitis C, that treatment quality is more important to the success of

Hepatitis C than of HIV prevention, and that it is most cost-effective if applied to a large fraction of IDUs.

17. Modelling policy options to control drug abuse. G. Tragler

This chapter focusses on the question how to divide scarce resources among competing drug control programs such as treatment, prevention and law enforcement. A simple model of illicit drug use consumption is developed and compared to other models. They enable the relative weighing of various drug control programs.

### **1.4.3 Limitations and perspective of monograph**

The subjectmatter of the monograph lies within the boundaries of the conceptual model for the drugs field. But, not every issue within the model receives similar attention. Relatively less attention is given to aspects like social and legal action, social and legal environment, adverse social and legal events, use and costs of social and legal institutions. Further work should be directed to these subjects. The conceptual model, as presented in Chapter 1, represents the field of integration, which should be covered to underpin a fully-fledged strategy development of the actions against drug abuse and consequences.

## 2. Exploitation and dissemination of results

Several papers and contributions to conferences have been established in line with the present project.

### *Project related papers*

Antoñanzas F, Rodrigues R, Rovira J: Ideal and practical models for calculation the social costs of drug abuse. Proceedings II. Publications II. The 7<sup>th</sup> International Conference on System Science in Health Care, Budapest, Hungary May/June 2000, 353-358

Jager JC, Postma MJ, Achterberg PW: Towards multinational scenario analysis on health impacts of drug use. In: EMCDDA project: study of options to develop dynamic models of drug use and related problems using epidemiological data (CT.96.EP.05), Centre for Health Economics, University of York, York, 1997

Jager JC, Limburg LCM, Postma MJ, Van Ameijden EJC, Rossi C, Wiessing LG: Final Report: Project to analyse impact and costs of HCV, HBV and HIV infection in injecting drug users in the EU CT.98.EP.06; RIVM number 403505/02 (DRAFT), 1999

Jager JC, Limburg WCM: The Netherlands. In: HIV and AIDS. A global view, K. McElrath, editor. Westport, CT: Greenwood Press, 2001: 159-182

Jager JC, Postma MJ, Achterberg PW: Developing multinational scenario analyses of health impacts of drug use. In: Modelling drug use: methods to quantify and understand hidden processes, Shap F, Neaman R, editors. Lisbon: EMCDDA, 2001: 183-200

Kretzschmar M: Modelling infectious diseases and other health consequences: predicting future morbidity consequences and spread of HIV, HBV and HVC. In: EMCDDA project: study of options to develop models of drug use and related problems using epidemiological data (CT.96.EP.05), Centre for Health Economics, University of York, York, 1997

Limburg W. Impact and costs of HCV in Intravenous Drug Users; a literature review. In: Jager JC, Limburg LCM, Postma MJ, Ameijden EJC van, Rossi C, Wiessing LG. Project to analyse impact and costs of HCV, HBV and HIV infection in injecting drug users in the EU. EMCDDA Scientific Report CT.98.EP.06; RIVM report number 403505/02. Lisbon: EMCDDA, 2000.

Postma MJ, Tolley K, Jager JC: Modelling the health-care costs of drug-use-related disease. In: EMCDDA project: study of options to develop dynamic models of drug use and related problems using epidemiological data (CT.96.EP.05), Centre for Health Economics, University of York, York, 1997

Postma MJ, Jager JC, Zaaijer HL, Barbara JAJ, Poel CL van der, Barin F, Soldan K, Lelie TN, Jong-van den Berg LTW de, Ruitenberg EJ: Pharmaco-economics of transfusion safety. Submitted.

Postma MJ, Wiessing LG, Jager JC. Pharmaco-economics of drug addiction; estimating the costs of hepatitis C virus, hepatitis B virus and human immunodeficiency virus infection among injecting drug users in member states of the European Union. Bulletin on Drugs & Crime (In press)

Postma MJ, Tolley K, Jager JC. Modelling the health care costs of drug-use-related disease. In: Modelling drug use: methods to quantify and understand hidden processes, Shap F, Neaman R, editors. Lisbon: EMCDDA, 2001: 205-220

Rossi C: Measuring the extent of illicit drug use by means of dynamic models of data production processes. In: EMCDDA project: study of options to develop dynamic models of drug use and related problems using epidemiological data (CT.96.EP.05), Centre for Health Economics, University of York, York, 1997

Struijs JN, De Wit GA, Kretzschmar MEE, Smits LJM, Postma MJ, Van de Laar MJW, Jager JC: Kosten en effecten van algemene vaccinatie tegen hepatitis B. Infectieziekten Bulletin, 11(7), 109-114, 2000

Wiessing LG, Hartnoll R, Houweling H, Jager JC, Downs AM, Hamers F: Impact and control of AIDS, HIV, and hepatitis B and C among injecting drug users in Europe: an exploratory overview. In: Inaugural meeting report. National Institute of Drug Abuse, National Institutes of Health, US Department of Health and Human Services: 1999: 23-35

De Wit A, Welte R: Economic evaluation of hepatitis B vaccination strategies. RIVM report 403505 003, 1999

De Wit GA, Kretzschmar MEE, Smits LJM, Struijs JN, Postma MJ, Van de Laar MJW, Jager JC: Cost-effectiveness of hepatitis-B vaccination in the Netherlands – (intermediate report). In Dutch, RIVM rapport 403505004, 2000

De Wit GA, Kretzschmar MEE, Smits LJM, Struijs JN, Postma MJ, Jager JC, Van de Laar MJW: Cost-effectiveness of hepatitis-B vaccination in the Netherlands. Proceedings II. Publications II. The 7<sup>th</sup> International Conference on System Science in Health Care, Budapest, Hungary, May/June 2000: 359-363

*Project related abstracts and contributions to conferences*

Antoñanzas F, Rodrigues R, Rovira J: Ideal and practical models for calculation the social costs of drug abuse. The 7<sup>th</sup> International Conference on System Science in Health Care, Budapest, Hungary, May/June 2000

Jager JC, Achterberg PW, Wiessing L, Postma MJ (presenting author): Conceptual modelling of the drugs problem. EMCDDA Conference, 7-9 May 1998, Lisbon, Portugal.. Interim report Report of the Seminar 'Drug Use Research, Policy and Dynamic Modelling' EMCDDA, Lisbon, 7-9 May 1998 (Follow-up to the Review on Dynamic Models) CT.97.EP.10, Godfrey e.a., November 1998

Jager JC, Achterberg PW, Wiessing L, Hartnoll R, Postma MJ: Infectious diseases and drug abuse: conceptual modelling of consequences and interventions. Poster presentation. European Conference Perspectives on Infectious Disease Research , Dresden, February 1-3, 1999

Postma MJ, Wiessing L, Kretzschmar M, Hartnoll R, Jager JC: Costs of drug related infectious diseases in EU-member States (submitted Geneva 21-25 March 1999)

Postma MJ, Wiessing LG: 11th International Conference on the Reduction of Drug Related Harm, Jersey Channel Islands; 9-13 April, 2000

Postma MJ, Wiessing LG: Workshop on Dynamic Drug Policy; understanding and controlling drug epidemics, Vienna; 20-23 May, 2000

Wiessing L, Rossi C, Houweling H, Downs AM, Jager JC, Hartnoll R: Injecting drug use in Europe: estimating extent, viral infections and response (submitted Geneva 21-25 March 1999)

Wiessing LG: meeting on Guidelines for Assessing Social Costs of Substance Abuse, Canadian Center for Substance Abuse (CCAS), Banff, Canada, 30 May-7 June 2000

De Wit GA, Welte R: A systematic review of the economics of Hepatitis B vaccination. 16th Annual Meeting of the International Society of Technology Assessment in Health Care, The Hague, The Netherlands 18-21 June 2000

De Wit GA, Kretzschmar M, Smits LJM, Struijs JN, Postma MJ, Jager JC, Van de Laar MJW: Cost-effectiveness of hepatitis-B vaccination in the Netherlands. Proceedings II. Publications II. The 7<sup>th</sup> International Conference on System Science in Health Care, Budapest, Hungary May/June 2000: 359-363

### 3. Contact details

#### List of Participants

In the course of the project the list of participants have been extended to include the following persons:

Van Ameijden Dr EJC Erik	Trimbos Institute Directie	P.O.Box 725 3500 AS Utrecht the Netherlands	tel: +31 30 297 11 00 fax: +31 30 297 11 11 evameijden@trimbos.nl
Antoñanzas Prof F Fernando	Dept of Economics University of La Rioja	C/San Jose de Calansanz s/n 26004 Logroño Spain	tel: +34 (9) 41 299 382 fax: +34 (9) 41 299259 fernando.antonanzas@dee.unirioja.es
Comiskey Dr C Catherine	Mathematics Department National University of Ireland	Maynooth Co. Kildare Ireland	tel: +353 1 7083914 fax: +353 1 7083913 cc@maths.may.ie
Crispino O'Connell Ms G Gloria	Mathematics Department National University of Ireland	Maynooth Co. Kildare Ireland	tel: +353 1 7083991 fax: +353 1 7083913 crispino@maths.may.ie
G.R. Foster Dr GR Gerald	Department of Medicine Imperial College Faculty of Medicine St Mary's Hospital	Pread Street London W2 1PG UK	tel.: 0207 886 6400 fax : 0207 725 9369 g.foster@ic.ac.uk
Goldberg Dr D David	Scottish Centre for Infection and Environmental Health	Clifton House Clifton Place Glasgow	tel: +141 300 1100 fax: +141 300 1170 goldberg@scieh.tcom.co.uk
Hay Mr G Gordon	Centre for Drug Misuse Research University of Glasgow	11 The Square Glasgow G12 8QQ	tel: +141 330 5413 fax: +141 339 5881 gkua24@udcf.gla.ac.uk
Hickman Mr M Matthew	Centre for Research on Drugs and Health Behaviour Social Science and Medicine Imperial College	200 Seagrave Road London SW6 1RQ UK	tel: 0181 846 6567/6565 fax: 0181 846 6555 m.hickman@ic.ac.uk
Jager Dr JC Hans	Dept for Health Services Research National Institute of Public Health and the Environment (RIVM)	P.O.Box 1 3720 BA Bilthoven the Netherlands	tel: +31 30 2742516 fax: +31 30 2744466 hans.jager@rivm.nl
Jeanrenaud Prof C Claude	University of Neuchâtel	Pierre-à-Mazel 7 CH-2000 Neuchâtel Switzerland	tel: +41 32 718 14 00 fax: + 41 32 718 14 01 claud.jeanrenaud@unine.ch
Kopp Prof P Pierre	Université Paris 1 Panthéon-Sorbonne	106-112 Boulevard de l'Hôpital 75013 Paris FRANCE	tel: 00 33 1 4535 1908 pkopp@easynet.fr
Kretzschmar Ms Dr MEE Mirjam	Dept for Infectious Diseases Epidemiology National Institute of Public Health and the Environment (RIVM)	P.O. Box 1 3720 BA Bilthoven the Netherlands	tel: +31 30 2743749 fax: +31 30 2744409 mirjam.kretzschmar@rivm.nl
Van de Laar Mw Dr M Marita	Dept for Infectious Diseases Epidemiology National Institute of Public Health and the Environment (RIVM)	P.O. Box 1 3720 BA Bilthoven the Netherlands	tel: +31 30 2743506/3505 fax: +31 30 2744409 mjw.van.de.laar@rivm.nl
Limburg Ms LCM Wien	Dept for Health Services Research National Institute of Public Health and the Environment (RIVM)	P.O.Box 1 3720 BA Bilthoven the Netherlands	tel: +31 30 2743768 fax: +31 30 2744466 wien.limburg@rivm.nl
Pollack Prof H Harold	School of Public Health University of Michigan	109 Observatory Ann Arbor, MI 48109-2029 USA	tel: 734-936-1298 fax: 734-764-4338 haroldp@sph.umich.edu
Postma Dr MJ Maarten	Dept Social Pharmacy and Pharmacoepidemiology Groningen University Institute	Antonius Deusinglaan 2 9713 AW Groningen.. the Netherlands	tel: +31 50 3632607 fax: +31 50 3633311 m.postma.@farm.rug.nl

## PART 6 – COSTS AND COST EFFECTIVENESS - 19

	For Drug Exploration (GUIDE) University Groningen		
Poynard Prof T Thierry	Groupe Hospitalier Pitié-Salpêtrière Service d'Hépatogastroentérologie	47-83, boulevard de l'Hôpital 75651 Paris Cedex 13 France	tel: +33 1 42 16 10 02 fax: +33 1 42 16 14 25 tpoynard@teaser.fr
Rava Ms L/ PhD Lucilla	Dept of Mathematics University of Rome Tor Vergata	Via della Ricerca Scientifica 133 Rome Italy	tel: +39 06 72594704 fax: +39 06 72594699 lucilla@excalhq.it rava@axp.mat.uniroma2.it
Rossi Prof C Carla	Dept of Mathematics University of Rome Tor Vergata	Via della Ricerca Scientifica 133 Rome Italy	tel: +39 67259 4291/676 fax: +39 67259 4699 c.rossi@agora.stm.it
Tragler Dr G Gernot	Institute for Econometrics OR & Systems Theory University of Technology	Argentinierstrasse 8/1192 A-1040 Vienna Austria	tel: +43 1 58801 11927 / 20 fax: +43 1 58801 11999 tragler@e119ws1.tuwien.ac.at
Welte R/R.A. MSc MPH Robert	Dept for Health Services Research National Institute of Public Health and the Environment (RIVM)	P.O.Box 1 3720 BA Bilthoven the Netherlands	tel: +31 30 2743247 fax: +31 30 274 4466 robert.welte@rivm.nl
Wiessing Drs L Lucas	Epidemiology Dept European Monitoring Centre for Drugs and Drug Addiction (EMCDDA)	Rua da Cruz de Sta Apolonia 23/25 1100 Lisbon Portugal	tel: +351 1 811 3016 fax: +351 1 813 7943 lucas.wiessing@emcdda.org
De Wit Drs GA Ardine	Dept for Health Services Research National Institute of Public Health and the Environment	P.O.Box 1 3720 BA Bilthoven the Netherlands	tel: +31 30 2743206 fax: +31 30 274 4466 ardine.de.wit@rivm.nl
Wong JB/ MD John	New England Medical Center	750 Washington Street Box 302 Boston, MA 02111	tel: 617 636 5695 fax: 617 636 4838 jwong@lifespan.org
Zuidema - van Gerwen Mrs. BJM Brigitta	Centre of Public Health Forecasting RIVM	P.O. Box 1 3720 BA Bilthoven the Netherlands	tel: +31 30 2743074 fax: +31 30 2744450 bjm.zuidema@rivm.nl

**Workshop**  
**The Impact and Costs of HCV, HBV and HIV Infections in Injecting**  
**Drug Users in the European Union**

**Report**

**National Institute of Public Health and the Environment (RIVM)**  
**Bilthoven, the Netherlands**  
**June 24<sup>th</sup>-25<sup>th</sup> 1999**

**JC Jager & LCM Limburg**

Department for Health Services Research (CZO), National Institute of Public Health and the  
Environment (RIVM), the Netherlands

**MJ Postma**

University of Groningen, the Netherlands

**EJC van Ameijden**

Trimbos Institute, the Netherlands

**C Rossi**

University of Rome Tor Vergata, Italy

**LG Wiessing**

European Monitoring Centre for Drugs and Drug Addiction (EMCDDA), Portugal





## Contents

1 Summary	5
2 Background and Objectives	6
3 Methodology and Results	
3.1 Introduction	7
3.2 Epidemiological and Social Impact	
3.2.1 Epidemiology of HCV in UK - Matthew Hickman	8
3.2.2 Injecting drug use, viral infections and responses in Europe - Lucas Wiessing	11
3.2.3 Brief overview HCV infection epidemiology among drug users - Erik van Ameijden	12
3.3 Modelling	
3.3.1 Modelling epidemiological processes in IDU - Gordon Hay	17
3.3.2 Prediction of future costs using various modelling techniques - Gloria Crispino O'Connell	20
3.3.3 Modelling approaches for transmission of HCV in IDU - Mirjam Kretzschmar	21
3.4 Economic Impact	
3.4.1 Progression of disease model for Hepatitis B and methodology for cost-effectiveness analysis - Ardine de Wit	24
3.4.2 A framework for the social cost of drug abuse; illustrated for the costs of drug-related infectious diseases - Maarten Postma	26
3.4.3 Model for Indirect Cost Estimation (MICE) - Robert Welte & Reiner Leidl	29
3.4.4 Ideal and practical model to compute the social costs due to drug abuse - Fernando Antoñanzas, Roberto Rodriguez & Joan Rovira	30
3.5 Plans and Perspectives	
3.5.1 Subgroup Epidemiological & social impact	32
3.5.2 Subgroup Modelling impact	33
3.5.3 Subgroup Economic impact	35
4 Impact and costs of HCV in Intravenous Drug Users; a literature review - Wien Limburg	
4.1 Introduction	36
4.2 Literature search	36
4.3 General information on HCV	37
4.4 Epidemiology	39
4.5 Costs	41

5 Discussion and Conclusions	45
Appendix A Meeting of Working Group	47
Appendix B Address List of Members of Working Group of Project to Analyse Impact and Costs of Hepatitis B/C and HIV Infection in Injecting Drug Users in the EU	50
Appendix C Management Structure (Working Group)	52
Appendix D Related Projects, Project Related Papers and Reports, and Contributions to Conferences	53
Appendix E References on impact and costs of HCV in Intravenous Drug Users; a literature review (see section 4)	56

## 1 Summary

This workshop report presents

- the results of a Workshop (June 1999) on the impact and costs of HCV, HBV and HIV in injecting drug users (section 3),
- details concerning Workshop, Working Group, project related projects and project related publications and contributions to conferences (Appendices A-D).

The report has been extended to include

- the outcomes of a literature search concerning impact and costs related to HCV infections (section 4, Appendix E),

As a result of the workshop the emphasis has shifted to the impact and costs of infections with HCV in view of the relatively little knowledge about HCV. The following conclusions have been stated.

- Basic epidemiological research trying to elucidate the dynamics of the spread of HCV in IDUs is still inconclusive and motivates further epidemiological study. Data needs and methodological problems concerning the epidemiology of HCV have been identified together with necessary actions to solve these needs and problems by extension of surveillance, initiation of cohort studies, and development of backcalculation (e.g. from cirrhosis to incidence and prevalence of HCV) (section 3.2.1, section 3.2.3 and section 3.5.1).
- A general overview of the spread of HIV/AIDS, HBV and HCV among IDUs in Europe shows that HIV, HBV and HCV constitute a major health burden for IDUs in Europe and are still not under control. Harm reduction has become an acceptable option in most EU countries, but coverage can be improved (section 3.2.2, Annex 2).
- Modelling approaches for transmission of HCV and related data needs have been defined (section 3.3.1, section 3.3.2, section 3.3.3). Modelling of the spread of HBV and subsequent economic evaluation of potential interventions (vaccination, screening) have already been elaborated. This work provides the format for the evaluation of interventions with respect to HCV (section 3.4.1).
- A preliminary cost estimate for incidence-based drug-addiction-related costs for infectious diseases (HIV, HBV, HCV) has been provided. Estimated drug-addiction-related costs of HIV/AIDS, HBV and HCV amount to 1871 million EUR for the EU as a whole. HIV takes account of the major part of these costs (71%), followed by HCV (24%) and HBV (5%; section 3.4.2, Annex 5).
- Further economic research should be devoted to prevalence-based estimation of costs, and the extension of the estimation of health care costs to social costs of drug addiction.
- The literature review is an inventory of the basic knowledge on the impact and costs of HCV in IDUs. The majority of the articles addresses the clinical and epidemiological aspects of the HCV in IDUs. Apart from articles on the economic aspects of the treatment with Interferon, very few articles deal with economic aspects of HCV in IDUs per se (section 4).
- A conceptual model has been elaborated to cover the field of the drugs problem and inherent public health issues (see Annex 3). This model enables us to order current ideas, research questions, available data and data needs.

## 2 Background and Objectives

One important class of problems in the field of drug use concerns the adverse effects of infectious diseases on the health status of drug users, their treatment and their prevention. Especially, infection with HIV and Hepatitis B and C virus (HBV and HCV) is a serious problem in populations of intravenous drug users (IDU). As the transmission probability of HBV and HCV is higher than for HIV, the prevalence of HBV and HCV is usually much higher than HIV prevalence. This study is directed at the estimation of health care costs and relations of the underlying epidemiological processes to these costs.

The objectives of the project concern the questions

- What is the cost-of-illness related to HCV, HBV and HIV among IDU?
- What is the influence of epidemiological developments on resulting health care costs (cure/care/prevention)?
- What information is needed to ultimately construct cost-effectiveness scenarios for different interventions?

Further objectives were to construct an international network of experts (Working Group), to organise a meeting of the Working Group to discuss these questions and to develop relevant research.

Thus, the end products of the project are the assessment of an international Working Group and a study on the cost-of-illness of HBV, HCV and HIV in populations of injecting drug users. The study integrates health economics, epidemiology and modelling experience. Impact and costs related to HIV have already been widely investigated, while HBV seems to pose a lesser problem in IDUs than HCV. Therefore, the main emphasis of this report is on HCV, to a lesser extent on HBV, and only where necessary on HIV. The present document is the extended report of the Workshop organised in the framework of the "Project to analyse impact and costs of Hepatitis B/C and HIV infection in injecting drug users in the EU".

Section 3 presents results of the Workshop (June 1999). Section 4 presents the outcomes of a literature search concerning impact and costs related to HCV infections. Section 5 considers the results of the project and presents main conclusions.

Appendices A-D give details concerning the Workshop (June 1999), Working Group, project related projects and project related publications and contributions to conferences. Appendix E presents the references resulting from the literature search discussed in section 4.

The present project -emphasis on impact and costs related to infectious diseases in IDU- will be continued within the frame of a subgroup of the TSER project on Drug Use Modelling (see Appendix D). This subgroup (viz., the present Working Group) will develop cost-effectiveness scenarios concerning social costs of drug abuse. Therefore, the economists paid already attention to this aspect of problem drug use (see section 3.4.3, section 3.4.4 and Annex 4).

## **3 Methodology and Results**

### **3.1 Introduction**

Methodology to be used in the project comprises literature reviews, epidemiological modelling, scenario analysis and cost-effectiveness analysis. Literature searches are directed to the cost-of-illness associated with drug related HBV, HCV and HIV infections. Cost-of-illness comprises direct health care costs and indirect costs (productivity losses) of these infections and associated diseases. Besides, intangible costs in terms of quality of life losses could be explored as well. An overview of available health-indexes and the feasibility to describe and value consequences of HBV, HCV and HIV infection with these health-indexes will be made. The present work may be seen as a first step towards the estimation of Quality Adjusted Life Years (QALYs), a measure that allows for the expression of the impact of disease as a combination of reduction of both life-expectancy and quality of life.

One important area for research in the field of problem drug use is that of the cost-effectiveness of interventions in HBV, HCV and HIV prevention. A classification in terms of key variables and impact indicators is implicitly presented in Annex 4 to the Progress Report. This classification presents the basic information for subsequent cost-effectiveness scenarios. Cost-of-illness results will be linked with the outcomes of epidemiological modelling of the spread of HIV and Hepatitis viruses in populations of drug users. Basically this means an extension of the traditional cost-of-illness methods, that could be labelled dynamic cost-of-illness assessment. Using this method guarantees that specific characteristics of infectious diseases (a.o. dynamic character of transmission; relation of cost-effectiveness of prevention with the incidence of the disease, which can change under the influence of the relevant intervention/prevention; proper choice of time horizon) are accounted for in costing. For instance, this means that costing will not be performed for a one-year period, but a longer time frame has to be chosen to obtain realistic results.

This project gives results that can subsequently be used for constructing cost-effectiveness scenarios. Cost-effectiveness scenarios reflect the relative economic attractiveness of different interventions in health care and public health. Cost scenarios as such will not be the product of this project, but recommendations for their construction are provided. Some guidelines for cost-effectiveness in infectious diseases will be specified. The present Section presents summaries of the presentations and discussions of the June 1999 Workshop of the Working Group.

## 3.2 Epidemiological and Social Impact

### 3.2.1 Epidemiology of HCV in UK - Matthew Hickman

#### *Background*

The estimates of prevalence and consequences of HCV are dramatic. The WHO estimates that 3% worldwide or 170 million people are infected. These figures are often quoted. Further, in industrialised countries it is estimated that HCV accounts for 20% of cases of acute hepatitis, 70% of chronic hepatitis, 40% of end-stage cirrhosis, and 60% of hepatocellular carcinoma and 30% of liver transplants. Since 1991 the risk of acquiring HCV through blood products at least in industrialised countries have been very slim. There is no substantial evidence for sexual transmission; the risk is probably low. Therefore, IDUs represent a major risk and route of transmission. They are a key target for prevention, both primary and secondary.

The evidence on the risk and prevalence of HCV among IDU has been consistently gloomy. Many studies found prevalence to be in the range of 50 to 90% in the UK and other European countries, Australia, and US. Nick Crofts and his colleagues suggest that HCV has been of the order of 60 to 70% in Australian IDUs since 1971. David Goldberg and Avril Taylor's studies found prevalence to fall in Scotland - from 90% in 1990 to 70% in 1995, though the fall was non-significant. And a recent study of injectors in Scottish prisons tested between 1994 and 1996 found 50% were positive.

Studies in Ireland found prevalence of 60% among recent injectors presenting to treatment agencies between 1992 and 1997. Numerous studies in the States, e.g. Garfien in IDU recruited in 1988 and Hagan and colleagues with IDU recruited between 1994 and 1997, reporting prevalence of over 70%.

Incidence estimates are also high, that is 10 to 20 per 100 person years, e.g. 20 per 100 person years in US, and 12-16 per 100 person years in Australia with one extraordinary study suggesting that HCV incidence was 75.6 per 100 person years among IDU aged less than 20. In contrast, in several countries (notably UK and Australia) the evidence suggested that HIV prevalence had fallen and was continuing at low levels, and that HBV had fallen from estimates in the late 1980s. Naturally this led to questions over whether harm minimisation measures were working for HCV; what else could and should be done? These questions were the subject of several anguished editorials, not helped by studies from the US and Canada suggesting that NEX do not offer any protective benefit.

Also, it led to attention on sharing practices in particular on the risk of indirect sharing - like spoons and filters, and back and front loading - and whether these conferred extra risk to HCV transmission.

The efficiency of HCV transmission is higher than HIV. Evidence from needle stick studies suggests that HCV infectivity (at 2%) is perhaps 7 times higher than HIV but still ten times lower than HBV. However, with over 50% of IDU carriers the probability of being exposed to HCV is high, and may by itself explain the persistently high prevalence rates.

#### *Recent Study in England and Wales*

We report findings of our recent survey of drug injectors not in contact with treatment agencies. The study was intended principally to look at the level of sharing using an instrument developed here called the IRQ, but with a subsidiary aim of collecting saliva to measure the prevalence of

HIV, HBV and HCV. This study was combined with a further study carried out in the same study period that recruited IDUs from drug agencies for the Unlinked anonymous survey programme of HIV prevalence. The combined data included only those who had injected in the past four weeks. The surveys were carried out by Professor Gerry Stimson, Gillian Hunter, Ali Judd and Steve Jones at CRDHB, and Dr Noel Gill and Dr Vivian Hope at CDSC. Dr John Parry at Virus Reference Laboratory carried out the testing.

### ***Study Design***

The community survey was carried out between October 1997 and June 1998. Injectors were recruited in 7 cities in England, one in each Regional Health Authority, by indigenous interviewers selected and trained by the fieldwork co-ordinator.

Injectors were included if they had injected in the last four weeks, and had not been in contact with a specialist treatment agency or GP for treatment of their drug use in the last four weeks (they could be in contact with needle exchange).

Oral fluid specimens with informed consent were collected using the EpiScreen device, which has an estimated specificity of 99% and sensitivity for HCV of 77% and HBV of 93%.

The community sample collected 740 to 750 IDUs. And 2203 IDUs who had injected in the past four weeks and had given samples to the unlinked Programme were recruited through 47 drug agencies.

### ***Sample***

The sample characteristics are similar to most community recruited studies. There may be slightly higher numbers of IDUs who were never in treatment and more recent injectors.

The treatment sample was similar with respect to injecting career and age. Slightly more female IDUs were recruited in the community sample 29% versus 22% in the Programme sample, and less injectors of amphetamines.

### ***Overall Findings***

The HIV prevalence was low, that is less than 1% overall. It was slightly higher in London at 3%. No IDU found positive had been injecting for less than 5 years.

Overall infection with HBV was about 20%; in a similar study in 1992/3 it was 50%.

The HCV prevalence was lower than expected, that is 30% or 39.5% once adjusted for the sensitivity of the test.

### ***Univariate results***

Differences by some key characteristics have been established. Bearing in mind that the true prevalences are underestimated, they need to be multiplied by about 1.3.

There is a very strong relationship with injecting career; 7.4% in those injecting for less than 3 years, and over 60% in those injecting for 15 or more years. Not surprisingly, there is a similar relationship with age, with 6% of those under 20 infected with HCV compared to over 50% of those over 40.

There are no differences by sex in these combined data. In the community sample males did have a higher prevalence than females.

HCV prevalence was raised among those that had previously had a test, in residents of London, and those recruited from drug agencies. In the community sample alone, HCV prevalence was higher among those that had previously been treated (30% versus 15%).

The prevalence of having HCV was two to three times higher if infected also with HIV or HBV, though the adjusted odds were much lower, that is non-significant for HIV and just over 2 for HBV.

### ***Multi-variable results***

The odds ratios from the multi-variable model have been established. The strongest association is with injecting career, with the odds of HCV seven times higher in people with the longest careers compared to those injecting for less than 2 years. There is some association still with age, though most has been explained by years injecting. The odds of infection associated with other variables also have mostly diminished.

The odds ratio is raised for IDUs recruited in treatment, resident in London, that had a previous HIV test, and with evidence of previous HBV infection.

The findings for HBV are similar, with the strongest relationship with injecting career.

### ***Sharing***

Our data on sharing were surprising. The findings were higher than expected (especially compared to the old Government target of reducing sharing to 10% by 1998); 52% shared needles and syringes, and 74% shared injecting paraphernalia.

There was a median of two sharing partners, and only 16% reported frequently sharing needles. This may signify a difference in risk, i.e. that people are sharing with fewer people and less frequently, but it needs corroboration with other studies assessing sharing and risk behaviour in more detail.

There were no differences by population sub-groups, and also no association with HCV or HBV. This is not unexpected given that the study pertains to the last four weeks and not to the time the person was exposed, and may be not focusing on behaviour that puts IDU at “greater” risk.

### ***Conclusions***

Our study is one of the first (or will be once it is published) to suggest that HCV prevalence is less than 40% among IDU, in contrast to previous estimates of above 50%.

HCV prevalence among recent injectors (0 to 2 years) was low at 7% (or 9% if adjusted).

It is likely that the incidence is also lower than previous estimates of 10 to 20% per annum, i.e. at about 6 per 100 person years (if we assume that those injecting for 1 or 2 years were exposed half way during their career).

This evidence is contrary to the argument that HCV is inevitable as it is acquired early on in IDU career and possibly at initiation.

This is the first piece of evidence to suggest that harm reduction activities in England may be working for HCV (though they do not seem to be having the same impact in Scotland).

These results have some corroboration – as the study consisted of two independent surveys – but more is needed. For example, we do not know when the HCV incidence declined or whether it will continue, or whether harm reduction activities need to be extended.



Further studies are required of incidence and further improvements to measure risk behaviour to identify and target preventable factors. And studies comparing levels of harm reduction and HCV infection between cities and countries to suggest why there are different prevalence estimates.

### **3.2.2 Injecting drug use, viral infections and responses in Europe - Lucas Wiessing** (see also Annex 2 to the Progress Report)

#### ***Introduction***

This study aims to give a general overview of the spread of HIV/AIDS, HBV, and HCV among IDUs in Europe by describing recent data collected by two European monitoring centres: EMCDDA and CESES. Also presented are relevant modelling data that were obtained in the framework of the European Union Concerted Action on Multinational AIDS Scenarios (BMH1-CT94-1723), co-ordinated by the Netherlands National Institute of Public Health and the Environment (RIVM). Because of the differences in geographic coverage of the available data and estimates, the main emphasis of this paper is on countries of the EU (Annex 2: tables 1 and 2). Information on reported AIDS cases is available from CESES also for Central and Eastern Europe (and Asian countries of the former Soviet Union). As results came from different studies and monitoring activities, a thematic structure was chosen for this overview. After a description of patterns of the spread of AIDS among IDUs, estimates are presented of historical HIV incidence derived by back-calculation from AIDS cases followed by recent data on seroprevalence of HIV, HBV, and HCV. Finally, a general impression is given of implementation and possible effects of harm-reduction measures in countries of the EU.

#### ***Objectives***

To describe the current and historical spread of HIV/AIDS and the current spread of HBV and HCV among IDUs in Europe; to describe harm-reduction measures in countries of the European Union (EU).

#### ***Methods***

Data were collected on AIDS cases and current levels of infection of HIV, HBV and HCV, and on harm-reduction measures, through national HIV/AIDS reports to the European Centre for the Epidemiological Monitoring of AIDS (CESES) and through National Focal Points within the European Monitoring Centre for Drugs and Drug Addiction (EMCDDA)/Reitox network. Estimates of HIV prevalence and incidence from reported AIDS cases and analyses by birth cohort were obtained by back-calculation within EU project BMH1-CT94-1723.

#### ***Results***

New combination therapies have led to a sharp decline in AIDS incidence since 1996 in all EU countries but Portugal. Reported HIV seroprevalence data for 1995–96 show declining or stable prevalence in most EU countries. Back-calculation estimates from reported AIDS cases by country suggest that, up to 1994, HIV incidence was increasing in Portugal but already stable or declining in other EU countries. However, back-calculation estimates by birth-cohort show that new cohorts of young IDUs in the EU continue to be infected, even if at lower rates than in the

initial phase of the epidemic. Although Central and Eastern Europe have low levels of AIDS among IDUs, some countries have reported rapid increases in HIV prevalence. HBV and HCV prevalence is extremely high in many EU countries (antibodies-HBV 21 to 63 percent; antibodies-HCV 19 to 92 percent), with an estimated total of about 500,000 HCV infections among IDUs in the EU. Most countries in the EU have introduced harm-reduction measures (information, clean needles and syringes, condoms, counselling and testing, methadone substitution treatment) but in most cases only since the 1990s and not nation-wide. Levels of injection drug use have decreased in many but not all countries, and rates of injection drug use among heroin users in treatment differ widely at present.

### ***Conclusion***

HIV, HBV and HCV constitute a major health burden for IDUs in Europe and are still not under control. Harm reduction has become an acceptable option in most EU countries, but coverage can be improved.

### **3.2.3 Brief overview HCV infection epidemiology among drug users - Erik van Ameijden**

#### ***Epidemiology***

*Parenteral transmission.* Parenteral transmission of HCV is highly efficient. HCV prevalence and incidence rates are generally high among IDUs (prevalence >60%; incidence >10%). Early after the start of injecting onset (<3 years), prevalences as high as 50% have been reported. Also, HCV prevalences can be very high in low HIV prevalence populations.

The main risk factors for HCV prevalence are duration of injecting (cumulative exposure), frequency of injecting and cocaine injecting (indicators of exposure), imprisonment (may indicate transmission in prisons), being female and black, and injecting with someone > 5 yrs older (indicative for mixing). Some studies found that sharing of injecting paraphernalia (e.g. spoons) is a risk factor.

Given that most of injectors are HCV infected, not only the number of current but also the number of former injectors are crucial for HCV cost and impact estimates. Future trends in injecting have to be anticipated to make projections. For instance, in Amsterdam the number of current injectors has halved, and as declining trends are exponential a further decline is expected (Van Ameijden, submitted).

*Sexual transmission among IDUs.* The importance of sexual transmission compared to parenteral is probably small. For instance, low HCV-prevalences have been observed among heterosexual partners of HCV-infected IDUs. The finding among non-injecting drug users of HCV-prevalences between 6% and 11% (e.g. Esteban, 1989; Van Ameijden, 1993; Neaigus, 1999) may also be explained by denial of injecting behaviour. However, among non-injecting groups such as prostitutes, visitors of an STD-clinic, HCV-prevalences as high as 10% were observed, risk factors being duration of prostitution, number of sex partners, and STDs (e.g.

Nakashima, 1996; Salvaggio, 1993). Given that drug users are sexually active, especially female prostitutes, sexual transmission may be relevant.

*Other types of transmission.* Perinatal transmission occurs at a modest level; about 5%-10% of new-borns is HCV infected. Breastfeeding is not considered a significant factor. The number of HCV infected children is reduced as IDU women have low fertility rates. For example, one study showed that of 106 HCV-infected children, only 6% had an IDU mother (Bortolotti, 1998). Transmission via household contacts is possible, but the likelihood is small. Through blood donations, (ex)injecting drug users may contribute to transfusion associated transmission.

*Subtypes and transmission.* IDUs are more likely to be infected with subtype 1a (and possibly 3) than other risk groups, and less with subtype 1b (Garcia, 1998; Kleter, 1998; Beld, 1998). It is unclear whether there is an effect of subtype on transmission efficiency.

### ***Natural history of HCV***

A recent infection with HCV is not often symptomatic (e.g. jaundice). Viral clearance with seroreversion does not often occur (<10%; Seeff, 1998; Beld, 1998). In time, about 80% develops chronic persistent hepatitis. The majority (>50%) has progressive liver disease, i.e. hepatohistological lesions. There may also be extra-hepatic manifestations. (e.g. glomerulonephritis). Ultimately, it is believed that after 20 years, 20% has developed liver cirrhosis. Hepatocellular carcinoma may also occur. It has to be noted that these figures vary widely between studies (e.g. progression to cirrhosis: Poynard, 1997: 33% after 20 years; Datz, 1999: 20% after 17 years; Walsh, 1999: 2%).

Risk factors for progression of HCV infection include: old age, alcohol use, and male gender. Identified determinants in more recent studies are HIV induced immunosuppression (Thomas, 1996; Rockstroh, 1996; Beld, 1998), HAV infection (Vento, 1998), subtype 1b (Beld, 1998, Tanaka, 1998; Costes, 1999). It should be noted that other studies did not find an effect of subtype (Kleter, 1998; Poynard, 1997; Verbaan, 1998).

HCV infection also has a more general negative impact on health, such as quality life, depression, physical function (Singh, 1999). For drug users it is difficult to quantify such effects.

To estimate the cost and impact of HCV among drug users, the natural course of HCV infection is crucial. However, it is concluded that important information is lacking:

- Wide variability progression rates to cirrhosis
- Maximum follow-up about 20 years: hereafter, there may be a large increase in progression rates given that age is a risk factor for progression
- IDUs may differ in progression from other risk groups, as there is substantial pre-liverfailure mortality, they have other subtypes, have high alcohol consumption, etc. One study found less hepatopathy (biopsies) among IDUs than among transfusion-associated patients (Lopez-Morante, 1998).

### ***Primary prevention***

At this time, there are no indications that a vaccine will soon be available. The development is difficult as there are several HCV subtypes and a considerable mutation rate. Therefore, behavioural interventions are important. At first sight, prevention appears difficult, given that HCV prevalences among recent initiates into injecting are very high (>50% after 1-2 years injecting use), and that HCV incidence generally exceeds 10%/year in the absence of extensive preventive measures. Teaching drug users who have not (yet) injected safe injecting practices is not an option. In this respect, peer-based interventions appear most promising, e.g. targeting established injectors not to initiate others or in a safe way. Still, there are a few exemptions indicating that prevention is possible: in Geneva and Glasgow declining HCV-prevalences have been reported (Broers, 1998; Goldberg, 1998). However, prevention of injecting itself would be most efficient and may be feasible according to recent studies (Van Ameijden, 1995).

### ***Treatment***

In general, treatment of HCV infection is possible although results are not optimal. IFN monotherapy is in 25% effective if >12 months given (viral clearance). If there is a sustained response to IFN Tx for >1 year, then HCV is probably eradicated (Camma, 1998). Other studies show that IFN is cost-effective (Bisceglie, 1998) and that IFN has less effect in case of advanced disease and infection with subtype 1. The response for combination therapy with IFN and Ribavirin is higher, about 45%. New combination treatments are under development (e.g. corticosteroid priming, protease inhibitors). In late stage disease, survival after a livertransplant is high (90% after 1 year), but re-infection with HCV generally occurs (>90%).

The above studies are generally performed among non-IDU patients. Among IDUs, treatment outcomes may be poorer due to lower compliance with the treatment regimes. Furthermore, many background factors are unknown: the proportion of IDUs with known HCV serostatus, with regular ALT tests to determine liver function, access to treatment, and proportion actually receiving treatment.

### **References**

Van Ameijden EJC, Van den Hoek JAR, Mientjes GHC, Coutinho RA: A longitudinal study on the incidence and transmission patterns of HIV, HBV and HCV infection among drug users in Amsterdam. *Eur J Epidemiol*, 9, 255-262, 1993

Van Ameijden EJC, Walters JK, Van den Hoek JAR, Coutinho RA: Interventions among injecting drug users: do they work? (Review). *AIDS*, 9 (suppl A), s75-s84, 1995

Van Ameijden EJC, Coutinho RA: Large decline in injecting drug use in Amsterdam, 1986-1998: explanatory mechanisms and determinants of injecting transitions. Submitted

Beld M, Penning M, McMorro M, Gorgels J, Van den Hoek A, Goudsmit J: Different hepatitis C virus (HCV) RNA load profiles following seroconversion among injecting drug users without

correlation with HCV genotype and serum alanine aminotransferase levels. *J Clin Microbiol.* 36(4), 872-877, 1998

Beld M, Penning M, Lukashov V, McMorro M, Roos M, Pakker N, Van den Hoek A, Goudsmit J: Evidence that both HIV and HIV-induced immunodeficiency enhance HCV replication among HCV seroconverters. *Virology*, 244(2), 504-512, 1998

Bisceglie AM Di: Hepatitis C. *Lancet*, 351, 351-355, 1998

Bortolotti F, Resti M, Giacchino R, Crivellaro C, Azzari C, Gussetti N, Tasso L, Faggion S: Changing epidemiologic pattern of chronic hepatitis C virus infection in Italian children. *J Pediatr*, 133(3), 378-381, 1998

Broers B, Junet C, Bourquin M, Deglon JJ, Perrin L, Hirschel B: Prevalence and incidence rate of HIV, hepatitis B and C among drug users on methadone maintenance treatment in Geneva between 1988 and 1995. *AIDS*, 12(15), 2059-2066, 1998

Camma C, Di Marco V, Lo Iacono O, Almasio P, Giunta M, Fuschi P, Vaccaro A, Fabianco C, Magrin S, Di Stefano R, Bonura C, Pagliaro L, Craxi A: Long-term course of interferon-treated chronic hepatitis C. *J Hepatol*, 28(4), 531-537, 1998

Costes V, Durand L, Pageaux GP, Ducos J, Mondain AM, Picot MC, Domergue J, Larrey D, Baldet P: Hepatitis C virus genotypes and quantification of serum hepatitis C RNA in liver transplant recipients. Relationship with histologic outcome of recurrent hepatitis C. *Am J Clin Pathol*, 111(2), 252-258, 1999

Datz C, Cramp M, Haas T, Dietze O, Nitschko H, Froesner G, Muss N, Sandhofer F, Vogel W: The natural course of hepatitis C virus infection 18 years after an epidemic outbreak of non-A, non-B hepatitis in a plasmapheresis centre. *Gut*, 44(4), 563-567, 1999

Esteban JI, Viladomiu L, González A, Roget M, Genescà J, Esteban R, López-Talavera JC, Hernández JM, Vargas V, Buti M, Guardia J, Houghton M, Choo Q-L, Kuo G: Hepatitis C virus antibodies among risk groups in Spain. *Lancet*, 5, 294- 297, 1989

Garcia F, Roldan C, Garcia F Jr, Hernández J, Garcia-Valdecasas J, Bernal MC, Piedrola G, Maroto MC: Subtype distribution among intravenous drug users with chronic type C hepatitis in southern Spain. *Microbios*, 95(380), 15-24, 1998

Goldberg D, Cameron S, McMenamin J: Hepatitis C virus antibody prevalence among injecting drug users in Glasgow has fallen but remains high. *Commun Dis Public Health*, 1(2), 95-97, 1998

Kleter B, Brouwer JT, Nevens F, Van Doorn LJ, Elewaut A, Versieck J, Michielsen PP, Hautekeete ML, Chamuleau RA, Brenard R, Bourgeois N, Adler M, Quint WG, Bronkhorst CM, Heijntink RA, Hop WJ, Fevery J, Schalm SW: Hepatitis C virus genotypes: epidemiological

and clinical associations. Benelux study group on treatment of chronic Hepatitis C. *Liver*, 18(1), 951-959, 1998

Lopez-Morante A, Saez-Royuela F, Echevarria C, Llanos C, Martin-Lorente JL, Yuguero L, Ojeda C: Influence of the transmission route and disease duration in the histopathology of chronic hepatitis C: a study of 101 patients. *Eur J Gastroenterol Hepatol*, 10(1), 15-19, 1998

Nakashima K, Kashiwagi S, Hayashi J, Urabe K, Minami K, Maeda Y: Prevalence of hepatitis C virus infection among female prostitutes in Fukuoka, Japan. *J Gastroenterol*, 31(5), 664-668, 1996

Neaigus A, Friedman SR, Hagen DL, Miller M, Des Jarlais DC: Transitions to injecting and seroconversions for HIV, hepatitis B and hepatitis C among non-injecting heroin users. 12<sup>th</sup> World AIDS Conference, Geneva, 1998

Poynard T, Bedossa P, Opolon P: Natural history of liver fibrosis progression in patients with chronic hepatitis C. *Lancet*, 349, 825-832, 1997

Rockstroh JK, Spengler U, Sudhop T, Ewig S, Theisen A, Hammerstein U, Bierhoff E, Fischer HP, Oldenburg J, Brackmann HH, Sauerbruch T: Immunosuppression may lead to progression of hepatitis C virus-associated liver disease in hemophiliacs coinfecting with HIV. *Am Gastroenterol*, 91(12), 2563, 1996

Salvaggio A, Conti M, Albano A, Pianetti A, Muggiasca ML, Re M, Salvaggio L: *Eur J Epidemiol*. 9(3), 279-284, 1993

Seeff LB: Natural history of hepatitis C. *Hepatology*, 26(3 suppl 1), 21s-28s, 1997

Singh N, Gayowski T, Wagener MM, Marino R: Quality of life, functional status, and depression in male liver transplant recipients with recurrent viral hepatitis C. *Transplantation*. 67(1), 69-72, 1999

Tanaka H, Tsukuma H, Yamano H, Okubo Y, Inoue A, Kasahara A, Hayashi N: Hepatitis C virus 1b(II) infection and development of chronic hepatitis, liver cirrhosis and hepatocellular carcinoma: a case-control study in Japan. *J Epidemiol*, 8(4), 244-249, 1998

Thomas DL, Vlahov D, Solomon L, Cohn S, Taylor E, Garfein R, Nelson KE: Correlates of hepatitis C virus infections among injection drug users. *Medicine*, 74(4), 212-220, 1995

Thomas DL, Zenilman JM, Alter HJ, Shih JW, Galai N, Carella AV, Quinn TC: Sexual transmission of hepatitis C virus among patients attending sexually transmitted diseases clinics in Baltimore- an analysis of 309 sex partnerships. *J Infect Dis*, 171(4), 768-775, 1995

Thomas DL, Shih JW, Alter HJ, Vlahov D, Cohn S, Hoover DR, Cheung L, Nelson KE: Effect of human immunodeficiency virus on hepatitis C virus infection among injecting drug users. *J Infect Dis*, 174(4), 690-695, 1996

Vento S, Garofano T, Renzini C, Cainelli F, Casali F, Ghironzi G, Ferraro T, Concia E: Fulminant hepatitis associated with hepatitis A virus superinfection in patients with chronic hepatitis C. *N Engl J Med*, 338, 286-290, 1998

Verbaan H, Widell A, Bondeson L, Andersson K, Eriksson S: Factors associated with cirrhosis development in chronic hepatitis C patients from an area of low prevalence. *J Viral Hepat*, 5(1), 43-51, 1998

Walsh KM: Clinical outcomes after Hep C infection from contaminated anti-D immune globulin. Irish hepatology research group. *N Engl J Med*, 340(16), 1228-1233, 1999

### 3.3 Modelling

#### 3.3.1 Modelling epidemiological processes in IDU - Gordon Hay

Four main aspects of modelling epidemiological processes in IDU are considered; methods for estimating the prevalence of drug misuse, dynamic models of drug misuse prevalence, the spread of HIV via shared injecting equipment and the use of uncertainty and sensitivity analyses.

As a prerequisite for any modelling of drug misuse or its consequences, such as HIV or hepatitis prevalence, information is required on the number of people using or injecting drugs. The capture-recapture method is considered to be the most suitable method for estimating drug misuse prevalence at the local level, however a range of methods are being applied to obtain national prevalence estimates within an EMCDDA funded project. A related EMCDDA project which provides methodological guidelines for the use of capture-recapture methods provides a broad introduction to the methodology, but when examining health consequences such as the number of people infected with HCV, information is required on drug injecting rather than drug misuse. Unfortunately recent applications of the capture-recapture method within Europe have used the latter case definition, primarily as many contributing data sources cannot easily distinguish between drug misusers and drug injectors. Another main drawback of the capture-recapture methodology is that it usually only provides information on drug misuse prevalence, and although the Jolly-Seber method is an extension to the basic method which examines open populations, the 'openness' of that method is perhaps better considered as a nuisance parameter rather than a serious attempt to quantify drug misuse incidence. In addition to incidence and prevalence data, information on the number of people who previously injected drugs but have now ceased may be required to provide accurate models of the future impact or costs of hepatitis or HIV in the European Union.

General population surveys, although often considered less useful than more advanced statistical techniques such as capture-recapture, may be useful in providing this information and a good example of how such a survey can inform research into health consequences is the National Survey of Sexual Attitudes and Lifestyles (Johnson *et al.* 1992), carried out in England and Wales in 1990 and 1991. Giesecke *et al.* (1994) combined information from this survey with data from unlinked anonymous HIV prevalence testing to provide estimates of the number of people infected with HIV.

Clearly the number of drug injectors in a population is not static, and while injector population sizes are influenced by the number of people beginning to or ceasing to inject, Caulkins and Kaplan (1991) demonstrated the impact that AIDS could have on the number of injecting drug users in the United States. Two models are examined, one which only considers a behavioural change by potential injectors and one which includes HIV transmission dynamics. Both models show the dramatic impact that AIDS could have, although it is important to remember that these simple models ignore many of the more complex processes acting on injector populations.

The original model, as described in Kaplan (1989), examines the spread of HIV between drug injectors who share needles within shooting galleries. Thus two populations are considered within



a compartmental model,  $\pi(t)$  which is the proportion of injectors who are infected at time  $t$  and  $\beta(t)$  which is the proportion of needles / syringes infected at time. These proportions are abbreviated to  $\pi$  and  $\beta$  in the following set of differential equations.

$$\frac{db}{dt} = Igp(t) - Igb(t)\{1 - [1 - p(t)](1 - q)\}$$

$$\frac{dp}{dt} = [1 - p(t)]Ib(t)a - p(t)m$$

Five parameters are included in this model;  $I$  is the rate at which drug injectors are assumed to be sharing needles,  $a$  is the probability that an injector becomes infected after using an infected needle,  $g$  is ratio of injectors to needles,  $m$  is the rate at which injectors leave the population (presumably through death) after becoming infected and  $q$  describes the possibility that an injector cleans the needle. Again this model is simple, and the deterministic solution to the differential equations suggests that the vast majority of injectors will become infected with HIV. Although such rapid disease spread has not occurred in many parts of the work, thus suggesting that the initial models may be flawed, such models can be used to evaluate control strategies and this model was used to justify introducing legislation to legalise needle exchanges in Connecticut.

Although this simple model only includes five parameters, uncertainty and sensitivity analyses following Blower and Dowlatabadi (1994) can be carried out. Using parameter values derived from behavioural research in Glasgow the sensitivity analysis suggests that the rate at which injectors share will have a comparatively strong influence on the spread of the disease.

## References

Blower SM, Dowlatabadi H: Sensitivity and uncertainty analysis of complex models of disease transmission: An HIV model as example. *International Statistical Review*, 62, 229-243, 1994.

Caulkins JP, Kaplan EH: AIDS impact on the number of intravenous drug users. *Interfaces*, 21, 50-63, 1991

Johnson A, Wadsworth J, Wellings K, Bradshaw S, Field J: Sexual Lifestyles and HIV Risk. *Nature* 360:410-412 1992

Giesecke J, Noone A, Nicoll A, Johnson A, Hawkins A, Wadsworth J, Wellings K, Field J: An Estimate of the Prevalence of Human Immunodeficiency Virus Infection in England and Wales by Using a Direct Method. *Journal of the Royal Statistical Society A* 157:89-103, 1994.

### 3.3.2 Prediction of future costs using various modelling techniques – Gloria Crispino O’Connell

Despite advances in understanding the basic biology of HIV and HCV, medical, public health and financial planning continues to be plagued by uncertainties. There remain questions of an epidemiological nature to be answered. The questions to be addressed include, how many Irish injecting drug users are HCV or HIV seropositive now or will become positive; how many will develop chronic infection or AIDS and at what rate; and finally what planning and intervention is needed to curtail spread.

International and Irish studies highlight the uncertainties that exist and the need for refined estimates of prevalence based on age, sex and duration of drug use. Estimates of the incidence of HCV among IDUs vary greatly. Smyth, Keenan, Dorman and O'Connor (1995) in a study of attendees at the National Drug Treatment Centre found prevalence varied with sex and duration of drug use. Similar results have been reported by Crofts et al (1993) and by Loxley (1995). Crofts, in a study of Australian drug users they found a seroprevalence rate of 68%, Loxley in a study of young drug users found a seroprevalence rate of approximately 6%.

In Ireland a HCV study has been completed by Smyth et al (1995) at The Drug Treatment Board. The authors found an overall seroprevalence rate of 84% with indications that in spite of needle exchange programs drug users continue to share needles. In addition they found that seroprevalence varied with sex and duration of drug use. Dusheiko and Roberts (1995) identified that the discounted costs per year of life saved when HCV is treated with alpha interferon ranged from £2,142 to £17,128.

In Ireland a total of 102,236 tests have been undertaken by the National Virus Reference Laboratory for HIV antibodies up to the end of August 1995 and 1,589 cases have tested positive. The HIV statistics show that intravenous drug users and non-IV drug using heterosexuals represent 62% of the total positive. In addition there have been 491 cases of full-blown AIDS and 259 deaths up to 30th. September 1995, (private communication with the Department of Health). These figures represent minimum incidence and their financial impact on health care resources cannot be denied. Dunne (1994) estimates that the cost of AZT therapy alone for a single case is in the region of £8,000 pounds per year.

In spite of the clear need for models of the transmission and spread of HCV the mathematical and statistical literature has to date concentrated on modelling the spread of AIDS initially in one sex communities and latterly in two sex communities, Comiskey (1993,1992), Anderson (1989). There are some exceptions to this, preliminary models for the spread of HCV have been discussed by Mather (1994) and Comiskey (1994).

We propose to extend the models already developed for the spread of AIDS in drug using communities. It is our intention to focus on deterministic models built by a set of partial or ordinary differential equations. Once developed the model will be solved by numerical methods using existing computer hardware available. Computer simulations of the spread of HCV and HIV through the population will be performed. These will concentrate on providing estimates of the prevalence of disease in the Irish drug using population. Such results will be used to estimate present and future costs of the disease and analyse the economical impact of various types of

treatments. Finally, a qualitative analysis of the transmission dynamics will be undertaken to interpret the epidemiological impact of the infection and the threshold conditions for an epidemic. Similar models developed in the past for AIDS in drug users and measles in children by Comiskey (1992, 1989) have shown with the advancement of time to produce reliable and accurate estimate and predictions of prevalence.

## References

Anderson RM: Mathematical and statistical studies of HIV. *AIDS*, 3(6), 333-346, 1989

Comiskey CM, Ruskin HJ: AIDS in Ireland: the reporting delay distribution and the implementation of integral equation models. *Comput Appl Biosci*, 8(6), 579-581, 1992

Crofts N, Hopper JL, Bowden DS, Breschkin AM, Milner R, Locarnini SA: Hepatitis C virus infection among a cohort of Victorian injecting drug users (see comments). *Med J Aust*, 159(4), 237-241, 1993

Dusheiko GM, Roberts JA: Treatment of chronic type B and C hepatitis with interferon alfa: an economic appraisal. *Hepatology*, 22(6), 1863-1873, 1995

Loxley W, Ovenden C: Friends and lovers: needle sharing in young people in Western Australia. *AIDS Care*, 7(3), 337-351, 1995

Smyth R, Keenan E, Dorman A, O'Connor J: Hepatitis C infection among injecting drug users attending the National Drug Treatment Centre. *Ir J Med Sci*, 164(4), 267-268, 1995

### **3.3.3 Modelling approaches for transmission of HCV in IDU - Mirjam Kretzschmar**

One theme of discussion in the project is the scope for using mathematical models for analysing the transmission and prevention of HCV in injecting drug users (IDU). To our knowledge there is no previous work done on this subject, but there has been work done on related subjects such as modelling the spread of HIV in IDU, and modelling the spread and prevention of HBV infection. Below the approaches used in that modelling work and the ways they could be applied to the problem of HCV in IDU are discussed.

Although a large part of the literature concerning the modelling of HIV concentrates on the sexual transmission route, there are some papers that deal specifically with the spread of HIV in IDU populations, where the main transmission route is via sharing of infected needles. A well-known paper by Kaplan (1989) investigates the effects of needle exchange programs on the prevalence of HIV infection in an IDU population. The model is a relatively simple deterministic model. Kaplan's work has been extended by Greenhalgh & Hay (1996) to include different assumptions about the infectivity and possible effects of bleaching on HIV prevalence. A stochastic model that focusses on the effects of contact patterns and networks of IDU was developed by Kretzschmar

& Wiessing, who used it to investigate the effects of different prevention strategies on HIV prevalence. This model required detailed data about sharing frequencies and the numbers of persons with whom risky sharing behaviour is practised. Finally, statistical models have been used by Rossi and Iannelli et al. (1997) for projecting future HIV and AIDS incidence.

Research in HBV modelling has concentrated on evaluating the effects of different vaccination strategies on HBV prevalence, especially the prevalence of asymptomatic HBV carriage. Williams et al. used an age-structured deterministic model to evaluate the effects of vaccination in a low-prevalence country and used the modelling results as a basis for a cost-effectiveness analysis of universal vaccination.

If one wants to use any of the above approaches for modelling HCV in IDU, it is first necessary to identify the research questions that should be answered. Based on those questions one can then choose the most appropriate modelling approach. As HCV is still a relatively unknown infectious disease, the first important question might be:

- How do prevalence and incidence of HCV depend on disease-specific and behavioural parameters?

An important step in answering this question is the design of a transmission scheme that describes the relevant stages of infection, the possible transitions between those stages, and the parameters that determines the speed of transition. If it is possible to estimate the durations of the various disease stages and the infectivity of individuals in those stages, one can then answer the question:

- What are threshold values for the establishment of HCV in a population of IDU and how do they compare to threshold values for HIV infection?

When this is achieved one also has an instrument for evaluation of prevention measures, if it is known how different prevention/intervention measures influence model parameters. One might then answer the question:

- What are the effects of intervention/prevention measures such as education to behaviour change, treatment of acute infection, or others on HCV incidence and prevalence?

In principle, one can distinguish two modelling approaches: deterministic models that describe flows between different population subgroups, and stochastic models that describe individuals, their contact patterns and the resulting transmission networks. Both approaches have their advantages and we showed some examples for the application of the different types of models. A deterministic model is more appropriate if one wants to describe the spread of infection in a large population such as the total population of the Netherlands. If the model is not too complex, it is possible to get some analytical results, such as a formula for the basic reproduction ratio  $R_0$ . Furthermore, once the model is formulated, it can easily be solved numerically. As it is deterministic, only one simulation run is required per set of parameters, and so results can be obtained quickly. The disadvantage of deterministic models is that some of the assumptions that are influential for the outcome might be far from reality. This applies especially to assumptions about contact patterns, as in deterministic models it is usually assumed that a contact between two individuals lasts very short and that every contact is with a new individual. If we are dealing with a population where stable, small-scale contact networks are common, large discrepancies between model predictions and empirical observations can occur. In stochastic, individual based models

information about local contact patterns and the duration of contacts can be used to get a good picture of the transmission networks and how they change with changing risk behaviour. The problem here is, that the detailed information necessary for estimating the model parameters is usually not available. Also, because of the stochastic nature of the model, there is a large variability in model outcome that makes it necessary to run large numbers of simulations in order to evaluate the outcome distributions. Advantage of the latter is that one does get information about the variability of the epidemic process, which is especially relevant when looking at small populations, like IDU populations in smaller towns.

In summary, we think that the above modelling approaches can be used to answer the following questions concerning HCV in IDU:

- What are the key parameters driving the epidemic of HCV in IDU?
- How do contact patterns of IDU influence the spread of HCV?
- How is the frequency of needle sharing linked to HCV prevalence?
- How do HIV and HBV transmission patterns compare to HCV?
- Which prevention strategies are the most effective in reducing HCV prevalence?

The data needed to estimate parameters for those models comprise:

- Disease specific parameters like transmission probabilities, duration of the infectious period, etc.
- Contact patterns and behaviour like sharing frequencies, mixing between different population subgroups, local network structure.
- Prevalence and incidence data for model validation.

## References

Greenhalgh D, Hay G: Mathematical modelling of the spread of HIV/AIDS amongst injecting drug users. *IMA J Math Appl Med Biol*, 14, 1-28, 1997

Iannelli M, Milner FA, Pugliese A, Gonzo M: The HIV/AIDS epidemics among drug injectors: a study of contact structure through a mathematical model. *Math Biosc*, 139, 25-58, 1997

Kaplan EH: Needles that kill: modelling human immunodeficiency virus transmission via shared drug injection equipment in shooting galleries. *Rev Inf Diseases*, 11, 289-298, 1989

Kretzschmar M, Wiessing LG: Modelling the spread of HIV in social networks of injecting drug users. *AIDS*, 12(7), 801-811, 1998

Williams JR, Nokes DJ, Anderson RM: Targeted hepatitis B vaccination – a cost effective immunisation strategy for the UK? *J Epidemiol Community Health*, 50, 667-673, 1996

## 3.4 Economic impact

### 3.4.1 Progression of disease model for Hepatitis B and methodology for cost-effectiveness analysis -Ardine de Wit

Three topics were discussed:

1. A short introduction into economic evaluation methodology
2. A review of the literature on economic evaluation of HBV vaccination strategies
3. Methodology and preliminary results of a cost-effectiveness analysis on HBV vaccination strategies performed at the RIVM

#### *Economic evaluation methodology*

Economic evaluation of health care interventions is a young scientific discipline. Its aim is to compare the input and output of health care interventions, relative to other health care interventions. Economic evaluation methods have become mature over the past 10 years. Older studies often do not match current methodological standards. Three major types of economic evaluation are:

- Cost-benefit analysis (CBA): in a CBA, all effects of health care programmes are expressed in monetary terms. Therefore, we have to attach monetary values to (changes in) pain, suffering, mortality and functional status of patients. Because this is an extremely difficult task, CBA is not often performed.
- Cost-effectiveness analysis (CEA): in a CEA, effects are expressed in natural units, such as life years gained, % reduction of blood cholesterol, or number of averted infections. The outcome is expressed as cost per incremental change of the natural unit, e.g. cost per life year gained or cost per averted infection.

- Cost-utility analysis (CUA): this is a special type of cost-effectiveness analysis, with QALYs (Quality Adjusted Life Years) as the measure of effectiveness. This is the most comprehensive outcome measure, incorporating both quality of life and survival information.

### ***Review of the economic HBV literature***

Many “economic” studies on effects of HBV interventions were published. More than 1000 entries were found in a recent literature review, but only 16 studies (15 CEA, 1 CBA) could meet with stringent quality criteria. Despite the fact that only high-quality studies were reviewed, big differences in methodology and assumptions were found. Completely opposite conclusions were reached in the selected studies: some studies characterise HBV vaccination as relatively cost-effective or even cost saving, while others describe such programmes as inefficient. In sensitivity analyses, the following parameters were found most often to influence study outcomes:

1. Vaccine costs
2. Discount rate
3. HBV incidence
4. In-/exclusion of indirect costs and effects
5. Percentage acute progressing to chronic
6. Discounting effects
7. Assumed lifetime costs of HBV infection

### ***Cost-effectiveness analysis of HBV vaccination in the Netherlands***

The aim of this CEA is to study the cost-effectiveness of different strategies to prevent the (spread of) HBV. Two major strategies under study are (1) the screening of pregnant women, followed by vaccination of their offspring if the mother is infected and (2) general vaccination of all new-borns (+ catch-up of adolescents). Future incidence of HBV infection is modelled with a dynamic epidemiological model that accounts for vertical and sexual transmission of the virus. The progression of disease after infection is modelled with a Markov-chain analysis. A matrix of transition probabilities (between the different stages of disease) has been constructed using literature and a panel of Dutch HBV experts. The model predicts for each 5 years age group:

1. Future patient numbers per year per stage of the disease.
2. Expected life-time costs per infection
3. Expected loss of life-years due to HBV infection (account is taken of other causes of death).

The occurrence of events is modelled for a period of 50 years after infection, or until age 85. Costs were discounted at 0 % and effects both at 0 and 4 %. Vaccination costs have been excluded from the primary CEA model, but the influence of vaccination costs on cost-effectiveness was studied with sensitivity analyses.

The expected number of infections over the period 2000-2050 is 267.000 in the screen + vaccinate strategy and 121.000 under a general vaccination strategy. Future health care costs are expected to be 443 million guilders and 285 million guilders, respectively. The predicted loss of life-years due to infection is 338.000 with the screen + vaccinate policy and 133.000 after the introduction of a general vaccination policy. Such a general vaccination programme would be cost-neutral (equal costs and savings over the study period) when vaccination could be offered at a total cost of NLG 31,50 (including administration, organisation and 3 doses of vaccine) per child. The outcomes of current CEA modelling appear extremely sensitive to one parameter in

particular: the percentage of infected persons that is not able to clear the virus from the body and will become a chronic carrier of the virus. A general vaccination policy is expected to be 70 times as cost-effective if 10 percent of patients will become a chronic carrier, compared with a situation where "only" 3.3 percent will become a chronic carrier. The actual percentage of chronic carriage is unknown, but is thought to be much closer to 3.3 percent than to 10 percent. The cost per life year gained (not discounted) may be as high as NLG 120.000 if the percentage of chronic carriers is 3.3 percent.

It is concluded that the calculations presented must be seen as a demonstration of the model. Better data are needed, especially on the cost of disease and the percentage of patients becoming a chronic carrier.

## References

Gold ME, Russel LB, Siegel JE, Weinstein MC: Cost-effectiveness in Health and Medicine. New York, Oxford: Oxford University Press; 1996

Drummond MF, O'Brien BJ, Stoddart GL, Torrance GW: Methods for the economic evaluation of Health Care Programmes. Oxford: Oxford University Press; 1997

### **3.4.2 A framework for the social costs of drug abuse; illustrated for the costs of drug-related infectious diseases - Maarten Postma**

(An elaboration of this study is given in Annex 4 to the Progress Report)

In a pharmaco-economic approach of the drug problem one typically is interested in the costs related to drug abuse. This type of approach uses the cost-of-illness methodology developed for analysing disease impact. For example it is asked "what are the costs related to HIV/AIDS for the European Union?". Similarly: "what are the costs related to drug abuse in the European Union?" Next to similarity in methodology we notice that cost-of-illness is a part of costs related to drug abuse. For example, a part of the HIV/AIDS-epidemic is drug-related. In general, part of costs for treatment and care of infectious diseases is related to drug abuse. Social cost of drug abuse is however broader. Social costs also comprise addiction treatment, criminal acts, low performance in jobs and indirect costs. In this short note we address this broad framework and provide a preliminary estimate of direct health-care costs for HIV/AIDS en HBV/HCV.

The primary division for costs considered is private versus social costs. Private costs are those born by the individual (druguser), comprising effects at the individual level. The purchase of the drug, individual losses due to low job-performance and dropout from employment are private costs. Social costs are born by society. Next to effects at the individual level, unemployment causes welfare losses at societal level. Society pays for costs of addiction treatment and detoxification programs. Furthermore societal costs are incurred if drug use leads to criminal acts with property damage involved and traffic accidents. Finally, mortality due to substance abuse or drug-related disease causes life-years lost and therefore indirect costs.



Social cost of drug abuse is the value of opportunities lost by engaging resources in coping with the consequences of drug abuse. It equates to the benefit accruing by investing the same resources in the best alternative manner. Costs are involved as an activity prevents resources being used for some other purposes that enhance societal welfare. Obviously, if the drug abuse were not to occur, resources could be deployed in some other way.

As mentioned, social costing of drug abuse can methodologically be equated to cost-of-illness analysis. Cost-of-illness also provides a part of social costing of drug abuse. We can identify 5 steps in designing a cost-of-illness study. (i) A progression-of-disease model has to be constructed that comprises all clinically and economically relevant stages of the disease. (ii) Costing data - corresponding to these stages - have to be gathered. (iii) Discounting has to be applied to correct for time preference. (iv) Lifetime cost-of-illness per patient is modelled. (v) Lifetime cost estimated are linked to epidemiological information from (inter)national surveillance or extrapolated local studies. These steps imply that the incidence-based approach for cost-of-illness is favoured here. This approach attributes all (future) costs to the year of incident (HIV, Hepatitis infection, start of drug use) and is favoured for subsequent application in cost-effectiveness analysis. Its counterpart - the prevalence-based approach - is used for budget-year assessments and short-term planning purposes, but is less suited for cost-effectiveness assessments.

Cost-of-illness is preferably assessed in a bottom-up approach. A top-down approach would never be able to specify resource by disease-stage or risk-group (for example, drugusers). Bottom-up estimates for resource use should come from multi-healthcare-centre studies with sufficient sample size to assure representativeness. Studies should be designed as databases allowing in-depth analysis. For validation of bottom-up estimates (inter)national registrations can be used.

Cost-of-illness of drug-related disease in the European Union can be estimated for HIV/AIDS (Postma, 1998). Furthermore, data are available for the epidemiology HBV and HCV (see L Wiessing in this report). Finally limited data exist on the costing of HBV and HCV. First, HIV/AIDS is considered. To comprise recent advances in farmaco-therapy the previously published progression-of-disease model (Postma, 1998) has been extended with a stage reflecting the life-years gained on new therapies, with hospital inpatient-days needs similar to those in symptomatic pre-AIDS stages (Tolley et al, 1998). One year on the new therapies costs US \$8600 (AZT, lamivudine and ritonavir). Country-specific costing of a hospital inpatient day was done using healthcare-specific purchasing power parities and deflators (source: OECD Paris). An outpatient hospital contact is assumed to cost 30% of an inpatient day's costs and hospital costs are assumed to reflect 90% of total costs (Postma, 1998). Estimates of HIV-incidence for the mid 1990s are available from the Paris Centre for the Epidemiological Monitoring of HIV and AIDS.

Progression-of-disease for HBV distinguishes seven core-stages (see A de Wit in this report: section 3.4.1). Comprehensive costing is only available for Belgium (Beutels et al, 1996). Epidemiological information on prevalence is only available in convenience samples and pilot

studies. This fragmentary information has been extrapolated to reflect country totals on HBV and HCV prevalence among drugusers. To crudely derive HBV/HCV incidence, prevalence figures were divided by 10.

All costing was done using a 4% discount rate. Estimated lifetime costs for HIV/AIDS vary from US\$31,000 for Greece to US\$104,000 for France. Total costs of drug-related HIV/AIDS is estimated at US\$1304 million in the European union as a whole. Spain accounts for up to US\$600 million of this EU-figure. Estimated costs of drug-related HBV/HCV amounts to US\$144 million. The total of both figures (US\$1448 million) reflects approximately 0.30% of health-care expenditures in all EU-countries.

Our approach to drug-related infectious diseases will be extended to cover other fields of social costs. As a next step indirect costing should be considered as a comprehensive system for this calculation is available (see R. Welte in this report). We already mentioned the need to include criminal justice and accidents in the social-costing framework. Also costs for other drug-related diseases should be considered, such as liver disease, bacteremia, heart disease and mental-health problems. Various outpatient support services and residential treatments can be costed. Methadone treatment provides an example of a service that is suitable for costing in a multi-national perspective.

In the end, cost-of-illness of social costs are not assessed perse. Often they serve the purpose of being used in subsequent evaluation, i.e. cost-effectiveness analysis. Then the costs become benefits, viz. that what has to be avoided by intervention (screening, therapy). Topics that emerge from the above analysis are screening drugusers and partners for HIV and HBV/HCV and cost-effectiveness of methadone-treatment programs. In conclusion, a preliminary assessment of health-care costs for drug-related HIV/AIDS and HBV/HCV has been done as part of a broader framework for social costs. Accurate measurement of social costs provides the basis for pharmaco-economic evaluation.

## References

Postma MJ: Assessment of the Economic Impact of AIDS at National and Multi-national Level (Academic thesis at Maastricht University). Zutphen: Kon Wöhrmann bv 1998

Tolley K, Postma MJ, Jager JC, Good M: A Standardised Costing Framework for HIV/AIDS Hospital Care in the European Union. *In: Kyriopoulos J et al (Eds.) AIDS Cost Analysis and Patient Classification*. Athens: Exandas 1998 (pp 37-51)

Beutels Ph, Tormans G, Van Damme P, Van Doorslaer E: Universal HepB Vaccination in Flanders; is it cost-effective? (in Dutch). *Tijdschrift voor Sociale Gezondheidszorg* 74:272-81, 1996.

### **3.4.3 Model for Indirect Cost Estimation (MICE) - Robert Welte & Reiner Leidl**

### ***Introduction***

Costs are becoming increasingly important in health policy decision making. Indirect costs considerably contribute to the total costs of many diseases. However, indirect costs are time consuming to estimate and the calculation is often not well documented. Quality problems may thus exist. Keywords in this study are: indirect costs, computer module, paid work, unpaid work

### ***Objective***

The Ulm module for indirect cost estimation (MICE) was designed to provide scientists and policy makers with a tool that allows rapid and precise estimation of the indirect costs of morbidity and mortality. It has been developed for Germany with other countries to follow.

### ***Methods***

MICE consists of a Microsoft Excel spreadsheet and documentation. The current reference year is 1995 but it can be easily updated. MICE provides calculations according to the human capital approach or to the friction cost method. Losses of paid and unpaid work can be included. Paid work is valued according to the average net product per capita, specified by age and sex categories. This is derived from the labour costs of employees in trade and industry that are adjusted for unemployment, part-time employment and the labour force participation rate. Unpaid work can be valued with (a) the average labour costs of employed housekeepers (substitution approach) or (b) with the net income of employed housekeepers (as minimum opportunity costs). The average time spent on unpaid work, specified by age and sex, is obtained from a time budget study.

When applying the human capital approach, the present value of the future net product (PVFNP) of paid and unpaid work is needed for estimating the indirect costs of early retirement and premature mortality. The PVFNP is calculated by multiplying the survival probabilities with the corresponding expected yearly net product. An appropriate discount rate can be chosen.

### ***Results***

Multiplying the number of persons in each age and sex group with the respective net product and adding these up approximately yields the income from employment in Germany according to national accounts. This finding underlines the assumption that the method used renders valid results. In the basic calculation for a person aged 31 in 1995, the loss of one effective working day of paid work is 155 DEM for females and 284 DEM for males while the loss of one day of unpaid work is 156 DEM for females and 77 DEM for males (substitution approach).

### ***Conclusions***

MICE is a feasible, quick, transparent and flexible instrument to calculate indirect costs.

### **3.4.4 Ideal and practical model to compute the social costs due to drug abuse - Fernando Antoñanzas, Roberto Rodriguez & Joan Rovira**

In this section, we present a survey of several studies that deal with the calculation of the social economic costs derived from unhealthy consumption behaviours. We investigate the different methods used to measure these costs in order to identify similarities in data treatment and cost measurement, to help us calculate the social costs caused, in particular, by drug consumption and its related diseases (HCV, HBV and HIV).

This section is based on the description of a general theoretical model that embodies several studies focussing on the social costs derived from unhealthy consumption behaviours. The studies reviewed here are part of a broader analysis that considered other unhealthy behaviours (alcoholism, obesity and reckless driving). From an initial sample of 41 studies, we have selected 5 of them, related to drug addiction, that are presented in this review.

Social costs are generated by the consumption of certain products (e.g. drugs and alcohol) that cause externalities. In general, empirical studies tend to consider the negative effects (costs) although a few of them focus on the net effects: the difference between the positive economic effects from unhealthy habits (for example, a reduction in medical care expenditures due to a higher mortality rate) and the negative ones. Externalities introduce a divergence between the social costs and benefits and the private ones. While the latter refer to those accruing to the people involved in the activity, the former are borne by society as a whole. Social cost calculations usually consist of the quantification of the effects derived from behaviours that, supposedly, have a negative impact on social welfare.

The empirical studies appear to convey the idea that public intervention to limit these behaviours is useful or justifiable. Buchanan (1969) pointed out the confusion about the concept of cost. He makes a distinction between the cost that influences a decision (the opportunity cost) and the costs influenced by that decision. Certainly, the studies under revision here do not attempt to distinguish between these; they assume, however, that the latter should induce the public authorities to intervene in order to reduce or eliminate them. In any case, the results from these studies can not legitimately be used to justify any given intervention. The potential benefits of public intervention arise from the reduction in the negative effects of unhealthy behaviour.

However, the desirability of such intervention must be justified, not only on the basis of its benefits, but also on its costs. Public intervention would only be justified if the elimination or reduction of the negative effects gave a greater saving than the costs of the intervention and also compensated for the reduction in the positive effects derived from the, supposedly, unhealthy behaviour (for example, the pleasure of drinking a glass of wine). Empirical studies on unhealthy behaviours have to be considered as informative elements, indispensable for analysing the desirability of public intervention, because they provide a methodology to calculate the social costs involved and can therefore help to characterise which kind of intervention is more efficient (economic evaluation).

Nevertheless, they should separate carefully the private negative effects from those borne by the rest of society. This is done rigorously in very few studies. In general, health costs are presented in an aggregated form, without differentiating the fraction paid by the individual as a private cost. A more serious drawback found in the empirical studies is the lack of an explicitly defined social welfare function. In this sense, it would be desirable that this kind of analysis clarifies all the implicit assumptions used in the calculations, so that other researchers could replicate the results or modify the criteria used.

Although the studies under consideration focus on drug addiction, they differ in their objectives, theoretical models and hypotheses. It is, therefore, a difficult task to compare them. In this review, we propose a theoretical framework within which all the studies fit. This will imply that some of the articles reviewed do not fully calculate the social costs.

In order to calculate the costs derived from consuming unhealthy substances, we need an epidemiological base (number of individuals facing the risk) and the costs derived from the risk (medical expenditures). The precision of the studies will depend on exactly how both elements are measured. We saw in the articles reviewed that multiple problems exist in relation to a precise cost calculation. As well as deficiencies in epidemiological data, in some circumstances there is no precise knowledge of the causal relationships between the consumption of certain products and the associated medical care problem. Causal relationships are sometimes known but quality data are lacking.

Due to the above-mentioned problems, empirical results will depend on the author's ability and calculation method. As an example, for products whose consumption generates addiction, most of the studies try to include the value of lost production, medical care costs, the value of property damages, the cost of fires, the criminal activity costs and the addiction treatment costs. These costs are difficult to calculate. For example, how to calculate the cost of a human life? It is clear that the researcher plays an important role. Even when there is a clear valuation such as, for example, the income losses derived from unhealthy behaviours, the economic literature does not agree whether the income loss, given the existence of unemployment, is a social cost or not.

## References

Buchanan JM: Cost and choice. An inquiry in economic theory. Chicago, Markham Publishing Company, 1996

## **3.5 Plans and Perspectives**

### **3.5.1 Subgroup Epidemiological & social impact**

## ***Definition of data needs and available data sources / Methodological problems***

### *HCV epidemiology*

- more data on HCV incidence are needed (cohort studies); trends in HCV-prevalence are difficult to interpret
- risk factor measurement of HCV-incidence have to be refined to identify more causal factors
- coverage HCV surveillance in rural settings is poor
- transmission rates are not well known; Variable infectivity? Effect Tx?
- contact rates (sharing) and mixing patterns are not well known
- Can sexual transmission be ignored?
- an estimation on the number of former injectors is needed but lacking; in some places only the total number of drug users is available (injectors and non-injectors combined)
- data on trends in injecting behaviour are often lacking

#### Necessary actions:

- extension surveillance
- initiation cohort studies

### *Natural history HCV*

- Progression rates to cirrhosis and death due to HCV are unknown
- Long term progression rates are not available
- The effect of subtype and pre-cirrhosis mortality is unknown
- Possible effects of HCV infection on general physical and mental well being are unknown
- Interaction between HCV and other infections not known (HBV, HIV, HAV)
- The mean duration (stadium) of HCV infection is unknown (possibly increasing progression rates, age)

#### Necessary actions

- retrospective multi-centre cohort study, using stored serum samples
- develop backcalculation methods (hepatocellular carcinoma, cirrhosis)

### *Treatment HCV*

- Effectiveness Tx unknown in real world setting
- Effectiveness may be lower among IDUs (compliance, subtype 1, etc)
- Proportion of IDUs who are HCV tested, under surveillance, and in treatment: unknown

#### Necessary action:

- observational cohort study

### *Primary prevention*

- Effectiveness preventive measures unknown, but probably low (e.g. information/education, bleach, needle exchange, testing and counselling, methadone)
- Which factors are responsible for declining HIV-prevalences?

#### Necessary action:

- evaluation studies (however probably not feasible for ethical and methodological reasons)

### *Coverage of EU member States*

- Southern countries are underrepresented

### *Other potential participants*

- A clinician/ fundamental researcher is needed (natural history, treatment)

### *Plans for papers*

- A number of the presentations will be published.

## **3.5.2 Subgroup Modelling impact**

The issues discussed are listed below and were discussed jointly:

1. Definition of data needs and available data sources.
2. Methodological problems.
3. Coverage of EU Member States.
4. Other potential participants: suggestions for extension of the Working Group.
5. Plans for Papers (author, content, timing).

In order to provide estimates of prevalences and incidences useful to evaluate the costs of the epidemics related to (problem) drug use (HIV/AIDS, HBV, HCV) it is necessary to properly model the spread of the diseases among the target population and, first of all, to estimate the size of such hidden population of susceptibles. Thus, various different models are required, namely:

1. A model to estimate the size (prevalence) of the susceptible population (problem drug users).
2. A model to estimate the dynamics (incidence) of the susceptible population.
3. A model to estimate the spread of HIV/AIDS.
4. A model for hepatitis.

### ***A model to estimate the size (prevalence) of the susceptible population (problem drug users)***

Is already available from the NPEA project. Rossi and Ravà will apply the method to the countries where suitable data exists. Data needed for the analysis comes from the European Monitoring centre for AIDS in Paris (AIDS incidence data) and from local surveys among problem drug users (prevalence of HIV among drug users). The estimation method has already been applied for Italy, Belgium, France, Luxembourg, Portugal, Spain and Ireland. Problems exist for the application to the other countries, which might be overcome using the model jointly with other estimation methods. This issue will be further investigated.

### ***A model to estimate the dynamics (incidence) of the susceptible population***

Is already available from the EMCDDA Pilot project on Time trends and incidence of problem drug use but needs some modifications which will be treated by S. Heisterkamp in the framework of the TSER working group on Time trends and incidence. To estimate the incidence curve of problem drug use therapy data are necessary, namely the incidence of new treatments for opiate

users in aggregated form periodically recorded. The estimation of the latency time distribution, which is needed to apply the model, will be performed by the group on Time trends and incidence of the TSER project (University of Rome Tor Vergata). The model can be applied in countries where data are available for estimating the latency period distribution (Italy, Belgium, UK, The Netherlands, Ireland).

#### ***A model to estimate the spread of HIV/AIDS***

Such models are also available from the Concerted Action on AIDS but need to be modified to incorporate the impact of the triple therapy for HIV patients. This aspect is presently under investigation in the framework of a national project in Italy, such project is conducted jointly by the University of Rome Tor Vergata, The Ospedale San Bortolo of Vicenza and The Istituto Superiore di Sanità, estimates will be available at the beginning of the year 2000. The subgroup will investigate about other similar studies already published in the literature. Data needed for the analysis come from follow up of treated patients.

#### ***A model for hepatitis***

Such models need to be developed and expertise from at least one expert medical doctor is necessary (extension of the Working Group). Catherine Cominsky, Gloria Crispino, Gordon Hay and Mirjam Kretzschmar will investigate this issue in details and explore the literature.

The subgroup decided to collaborate by e-mail and address the plans for paper issue in the future.

### **3.5.3 Subgroup Economic impact**

The subgroup was satisfied with the coverage of EU-member states. Extension of the group is not required. The group supports inclusion of Andrea Tramarin, also because of his AIDS-economics experience (but do remind that Roberto Mollica is participating, although not present at the June workshop 1999).

Methodological problems concern the classification of costs of drug abuse. Several of the talks (in particular Prof. Antoñanzas) gave some insight in the topics involved. These talks will be integrated into a first paper (paper 1; principal author Antoñanzas). A preliminary estimate for a part of the framework will be done (paper 2; principal author Postma).

Data needs are primarily found in HBV/HCV costing figures over Europe. HIV/AIDS provides a relatively comprehensive data availability. Currently only Belgium data for HBV seem appropriate. Furthermore, the work on indirect costing presented by Welte can only be transferred to other EU-countries if "time-budget" studies are available.

This is not the case for all countries. Work to extend HBV/HCV costing and transfer of the indirect costing module to other costing is in progress anyhow and papers result from ongoing projects (paper 3; principal author De Wit and paper 4; principal author Welte)



The current RIVM work on cost-effectiveness of HBV vaccination strategies depends mainly on English parameters on infectivity of the virus in the general population and on Belgian cost data. The cost data will be updated for the Netherlands in the Fall of 1999. Early 2000, the dynamic model for spread of the virus will be updated with Dutch data on sexual behaviour. Also, the influence of migration from more endemic countries will be explored. As a result, one will be able to update the current cost-effectiveness analysis with data that are better adapted to the Dutch context. So far, one has only explored the cost-effectiveness of general vaccination of all newborns in comparison with screening of all pregnant women. In the Spring of 2000, the cost-effectiveness of prevention in risk-group (IDU, homosexuals) will be explored. New results are expected for May 2000.

The current work at the RIVM is mainly concerned with HBV. In the context of the EMCDDA project, the progression of disease model and cost information has to be adapted to HCV. Considering the similarities between HBV and HCV, it is expected that the work on HBV will be expanded relatively easy to HCV.

## **4 Impact and costs of HCV in intravenous drug users; a literature review - Wien Limburg**

### **4.1 Introduction**

The assessment of HCV-related costs of illness in IDUs requires data on the number of current and former injectors, unhealthy behaviours and transmission routes and dynamics, the course of the disease in IDUs and related health care needs, treatment effectivity and costs, the effectivity and costs of transmission preventing interventions including screening, partner identification programmes and drug treatment, indirect costs and effects, private and social costs, and discounting (this report). In an attempt to fulfil the need for such data a literature search was performed, which is reported on in this section. It starts out with a description of how the search was performed and in what databases. Subsequently the results of the searches are discussed. These results concern the disease, the prevalence and incidence of the disease in IDUs, and some of the costs involved. The results of the searches are presented in Appendix E.

### **4.2 Literature search**

#### *Databases*

As the literature on HCV in IDUs and in particular the economic literature was expected to be scarce a number of databases have been consulted. Literature searches have been performed in the following databases: MedLine, EconLit, Heed, PsychLit and Social Abstracts.

The databases EconLit, PsychLit and Social Abstracts all yielded a very few references only, the majority of which was also found in MedLine.

#### *Search strategies*

In MedLine the following search strategies were used:

- to find studies on HCV in IDUs including studies on the epidemiology, riskfactors, diagnosis and treatment in the western world:  
'Hepatitis C' and 'Substance abuse, intravenous' and 'Europe not Eastern Europe or Transcaucasia', result 100 references, included 59  
'Hepatitis C' and 'Substance abuse, intravenous' and 'North America not Mexico', result 26 references, included 20  
'Hepatitis C' and 'Substance abuse, intravenous' and 'Australia or New Zealand', result 43 references, included 34
- to find studies on the costs of HCV in IDUs:  
'Hepatitis C' and 'Substance abuse, intravenous' and 'Economics', result three studies
- to find studies on the costs of HCV:  
'Hepatitis C' and 'Economics', result 101 references, included 77
- to find studies on the costs of IDU:  
'Substance abuse, intravenous' and 'Economics', result 77 references, included 50.  
Search strategies involved MESH headings with related terms and all subheadings.  
In the Heed database (Health Economic Evaluations Database) the following search strategies were used:
- to find studies on HCV in IDUs:

- 'Hepatitis C' and 'Drug abuse', results nil
- to find economic studies on HCV:  
'Hepatitis C' in all data, result 63 references.  
The majority of these references were also found by the MedLine searches. The remaining were included in the list of references of costs of HCV.

### ***Exclusion criteria***

General exclusion criteria concerned countries with less fortunate health care systems than in Western Europe and the USA, that is Eastern Europe and Transcaucasia, and Mexico, respectively; language, that is not Dutch, English, French or German; year of publication, that is before 1990 and after week 2 of October 1999; and unavailability in Dutch libraries.

Those references in which either 'costs', 'HCV' or 'IDUs' were merely mentioned but were not discussed were also excluded from the lists.

Although not included in the databases searched nor available in Dutch libraries, the report "Epidemiology of the hepatitis C virus" by N. Crofts, S. Thompson and J. Kaldor (264) is also included in the present review. The reason for doing so is that it more or less presents the state of the art of research into the epidemiology of HCV at the end of 1998.

## **4.3 General information on HCV**

### ***Disease course***

Hepatitis C is a bloodborne infection, which affects the liver. The symptoms in the acute stage, if any, are fatigue, malaise, abdominal pain, loss of appetite and jaundice. Within 1 to 2 weeks after exposure HCV RNA becomes detectable in the serum, and in about 6 weeks serum alanine aminotransferase (ALT) levels begin to increase. Still, in the acute stage HCV infection may often go unnoticed (66%) (1). It hardly ever is fulminant but when it is, it is often lethal. Recent estimates of the percentage of acute HCV infection becoming chronic are 80 to 85%. In the chronic stage the ALT levels tend to fluctuate and may be intermittently normal. About 20 to 30% of those with chronic HCV develop liver cirrhosis with a heightened risk of developing hepatocellular carcinoma (1,3,4,8). Complications of cirrhosis mark end-stage liver disease. HCV may also manifest itself in nonhepatic symptoms like arthritis and essential mixed cryoglobulinemia. The chronic stage is often indolent and symptoms may show only in an advanced stage of liver cirrhosis decades after the initial infection (1,4).

There are at least 6 genotypes and many subtypes of HCV. It is not yet clear what influence HCV genotypes have on the course of the disease. Co-infection with HIV, alcohol consumption (24) and older age at time of infection promote the progression of HCV. HCV in IDUs is mainly associated with genotypes 1a and 3a with genotype 3a being far more frequent in IDUs than in other populations (32,34,47).

Crofts and colleagues note that a major gap in our knowledge about HCV concerns the natural history of infection and that our understanding of the rate at which people can and do progress through the stages of HCV disease is poor (264). Even less is known about the course of the disease in IDUs specifically. Not one study was found that dealt exclusively with this subject. May be not surprisingly so, as the disease usually progresses very slowly which would mean many years of follow-up in a difficult population. It is not known whether the disease progression and

time of progression differs essentially between IDUs and non-IDUs.

### ***Diagnosis***

Hepatitis C was initially referred to as non-A-non-B hepatitis. Its agents have been identified only in the late 1980s. Because the symptoms of HCV are not disease-specific, HCV infection is diagnosed by testing for the presence of antibodies to the virus or by testing for the presence of the virus RNA. The antibody test involves an enzyme immunosorbent assay, if positive followed by a confirmation test with a radioimmunoblot assay. To test whether a person is an HCV-carrier, two types of tests are used, qualitative and quantitative. As a qualitative test, a polymerase chain reaction (PCR) assay is most sensitive for detecting HCV in the blood, but because it is not standardised, it may be unreliable. Quantitative RNA tests measure the level of viral RNA in the blood. They are less sensitive than qualitative PCR and therefore not to be used for screening (4). A liver biopsy may be used to confirm the HCV diagnosis and to determine the severity and stage of the diseases. People can be carriers without having antibodies.

For the study of the course of the disease and routes of transmission the early diagnosis of HCV is of major importance. However, because the acute stage often goes unnoticed, early detection is rare (264).

### ***Treatment***

Treatment of HCV infection in terms of virus eradication has proven unsuccessful in five out of six patients and if successful mainly in the acute stage (1,4,15). Slowing down the disease is therefore an important treatment goal. Treatment modalities are recombinant interferon alpha 2b for 6 up to 24 months, recombinant interferon alpha 2a for 12 months and 'consensus' interferon for 6 months. Treatment is recommended for patients who as yet do not have but are likely to develop liver cirrhosis. Discontinuation of treatment is often followed by relapse. 15 to 20% shows a sustained response in the serum ALT level, and only 10 to 15% HCV RNA disappearance (1). A combination therapy with interferon and Ribavirin may be more effective than just interferon, especially in reducing the risk of relapse. Crofts et al report of a study that shows a 36% sustained response rate in those treated with the combination therapy. Trials of other forms of interferon therapy are underway and therapies like protease or helicase inhibitors are being investigated, but as yet nothing can be said about their efficacy (264). Liver transplantation is about the only treatment option in end-stage liver disease due to chronic HC.

Interferon, however, is contraindicated in HCV patients with alcohol or drug abuse. Whether IDUs are likely candidates for liver transplantation is unclear but quite unlikely.

### ***Transmission***

HCV is predominantly parenterally transmitted. HCV is far more infectious than HIV in terms of bloodborne transmission and because of higher seroprevalences. Risks groups are intravenous drug users (IDUs) through sharing of syringes and other preparation equipment, those receiving blood transfusions or blood products, health care workers with needlestick accidents, those with tattoos and piercings, people with multiple sex partners especially if also HIV positive (57), long-term prisoners (1,3,112), and more men than women are infected. Transmission through sexual intercourse is far less common than with HBV, as is perinatal transmission from mother to child (6% vs 90%) (25). HCV is not spread by sneezing, sharing eating utensils or casual contact. Because of its asymptomatic manifestation and because not all HCV carriers develop chronic

hepatitis, there is an unidentified group of HCV carriers that may for years constitute a potential source of transmission.

### ***Prevention***

There is as yet no vaccine against HCV, so pre-exposure prophylaxis is impossible. To curtail the spread of HCV, prevention of transmission is therefore the main pre-exposure strategy. Prevention interventions include education, testing and counselling, safe sex, and clean syringes and needles in IDUs. Because of the high prevalences of HCV in recent IDUs, it has been suggested that it may be a better strategy to get IDUs off the needle than off drugs (113,115).

## **4.4 Epidemiology**

### ***Introduction***

Since the introduction of the blood test for HCV the incidence of HCV infections due to blood transfusions has decreased dramatically, at least in the western world. It is estimated that at present about 60% of new infections are related to illegal drug using. A positive HCV status in IDUs seems to be associated with syringe sharing, number of injecting years, older age, level of drug consumption, imprisonment, and male gender (17,39). Crofts et al report that a positive HCV status in IDUs is strongly associated with duration of injecting, exposure to HBV, (frequency of) injecting, excessive alcohol consumption, and imprisonment. They present tables of prevalence of HCV among IDUs from all over the world except Africa (264). The prevalence of HCV among IDUs is high though percentages differ between countries

### ***Western Europe***

Stark et al (39) found that in Berlin 83% of 405 IDUs were anti-HCV positive, with HCV spreading rapidly among young IDUs (80% after 1 year). In France 2 out of 3 IDUs are estimated to be HCV infected, amounting to 15-20% of all HCV-infected (40). Of a Greek population of 106 IDU prisoners, 63.2% was found to be HCV positive (30). In different Italian cities prevalences of 65% (69), 58.3% (70), 63.4% (78), and 81% (54) were reported. In Amsterdam, the Netherlands, prevalence rates of 70% (50), 73% (63) and 74% (75) in IDU populations were found. In Valencia, Spain, 85.5% of 1704 IDUs tested positive for HCV antibodies and 69% of IDUs who had been injecting for less than 1 year (46). Gran Canaria shows a similar prevalence rate of 87.6% (28).

Smyth et al reported 61.8% of 733 IDUs (24), 52.1% of 353 IDUs, with a lower percentage in recent injectors (19), 84% of 272 IDUs (48) in Dublin, Ireland, to be HCV infected. In a population of Scottish inmates, 50% of the IDUs were HCV positive, with relatively more 'older' injectors testing positive (22). HCV prevalences in IDU populations in two regions in England were 59% (49) and 53% (61). Hickman reports a prevalence of less than 40% in populations of IDU from 7 English cities with higher percentages in 'older injectors' and in case of coinfection with HIV (this report).

An Icelandic study showed a prevalence of 63% in 152 IDUs (56). A Swiss study showed a dramatic decline from 91.6% to 29.8% in HCV positive IDUs who entered a treatment programme before 1988 or after 1993 (29).

### ***North America***

In a population of 2513 patients visiting an emergency department of a hospital in Baltimore in 1988, 18% was HCV positive and 83% of the 175 IDUs (95). In a Baltimore cohort of 225 IDUs, 192 (85%) were HCV positive. Being HCV positive was associated with number of injection years, although as much as 70% of recent injectors was HCV positive within a year after starting injecting (96). In the same town in 1991, 1356 IDUs were tested for anti HCV markers, 89% tested positive increasing to 94% after 10 years of injection. Other risk factors include injecting daily, sharing needles in- or outside shooting galleries especially with multiple sharing partners, injecting cocaine, and a history of drug treatment (89). In the framework of the same project (ALIVE study), viral infections in short-term IDUs were investigated. The overall HCV prevalence was 76.9% (up to 6 years of injecting) and 64.7% in recent (less than 1 year) injectors. In new injectors incidence is related to injection frequency, injecting cocaine, and use of unclean needles (88). Another cohort of this project, 147 IDUs who were anti-HCV negative at enrolment, was followed from 1988/9-1995. 47 became HCV positive (versus 13 HIV positive), with the highest incidence in the first 2 years (84). A Baltimore community outreach study, involving 229 young adult IDUs, confirmed the finding that recent injectors are at a high risk for HCV infection. Risk factors included injecting cocaine and speedball, injecting daily, injecting with more than 1 partner, sharing syringes and other drug use paraphernalia, and backloading. With very young injectors seroprevalence was also associated with having an initiator who was 5 years older and with receiving help with injecting. At baseline 86 IDUs were seropositive, at follow-up 13 of the 105 IDUs showed seroconversion (83). In Sacramento, California in 1987 72% of 585 IDUs enrolled in a drug treatment programme was HCV positive. The prevalence of serologic markers correlated with the duration of IDU, ethnic group and drug used with heroin being most risky (94).

In 1992 13,997 people were screened for HCV, 9,270 of which could be analysed as to the risk factors. The overall prevalence of HCV infection was 7.0%; the prevalence in IDUs was 66.6%. The main risk factors proved to be IDU, haemodialysis, blood transfusion, sex with an IDU, and sex with multiple partners (134). Nation-wide in 1995 the prevalence of HCV in the general population was assessed to be 1.8%, amounting to about 3.9 million people. Highest rates of infection are found in IDUs and haemophilia patients, viz. 60-90%. Since 1989 the incidence associated with IDU has been declining, although still 43% of newly HCV infected are (primarily young) injectors (81).

### ***Australia and New Zealand***

Prevalences of HCV in IDUs in Australia have repeatedly found to be high in comparison to HIV prevalences. Fairley et al. report a prevalence of 61.9% in an IDU population of 431 attending a Melbourne hospital between 1979 and 1989. Back then the proportion of HCV positives in haemophiliacs was still higher, that is 75.6% (132). In Sydney 59% of 201 IDUs had HCV antibodies, with a significant increase in 'older' injectors from 26% in those injecting less than 3 years to 94% in those injecting more than 10 years (122). Crofts and colleagues report a prevalence of about 68% in a population of Victorian IDUs, with an incidence rate of 20% (125,121). IDUs in a prison population showed prevalences of 63.6% in men and 84.8% in women, with an incidence rate as high as 41% in young men (120). Over a 5-year period a

decline in the percentage of HCV positives among IDUs in a methadone maintenance programme at first test was found, that is from 71.1% in 1991 to 52.3% in 1995 (109). Crofts et al present an overview of studies on the prevalence and incidence of HCV in IDUs in various field and clinic-based studies in Australia. Overall, the prevalence rate is found to be high, 60-70% since at least 1971, and the current incidence is assessed to be 15% with up to 40% in certain subpopulations. Unlike HBV and HDV, HIV prevention interventions have resulted in only a little, if any, decrease in the incidence of HCV in IDUs since the mid 1980s (107). They repeatedly stress the importance of identification of transmission routes and transmission preventive measures (107,103). Van Beek (104) found that in a cohort of 1078 IDUs in a HIV prevention centre the overall prevalence rate was 45% and the incidence was 20.9% with those under 20 years showing an incidence as high as 75.6%.

In New Zealand in a group of 92 IDUs enrolled in a needle exchange programme, 77 proved HCV positive with the highest number of 45 out of 52 in those injecting for over 11 years (119). Less high a prevalence was found in 116 persons attending a methadone treatment clinic, that is 54.3% with again the rate increasing with number of injecting years (118). 64% of 241 IDUs recruited from treatment centres and the community was tested anti-HCV positive. The study again confirmed the finding that the rate increases with number of injecting years (106).

## **4.5 Costs**

### ***Costs of HCV in IDUs***

The most striking result of the literature searches is that only three studies were found on the costs of HCV in IDUs and that only one of these studies (133) made a concrete attempt to estimate the direct health care costs of HCV in IDUs. The remaining two studies were on the costs of screening for HCV in risk groups of which IDUs is just one (134), and on the (costs of) prevention of HCV transmission by addiction treatment (135).

Through modelling of the disease progression and its different stages in hypothetical cohorts of 1000 newly infected IDUs over an extended period of time by the Markov model, Brown and Crofts (133) estimate that the cumulative direct health care costs for treatment of HCV in IDUs over a period of 60 years will reach approximately \$0.5 billion (1994 dollars). Not included are the costs of interferon, which is contraindicated in IDU, and (in)direct private costs as the available epidemiologic data are limited. Currently the incidence of chronic HCV in IDUs is estimated to be about 6.500 to 8.000 per year. If correct, the present epidemic is generating direct health care costs of the order of \$90-\$115 million per year.

### ***Costs of HCV***

Because of this limited number of studies found on costs of HCV in IDUs, additional searches were performed for the costs of HCV and of IDU separately. Almost half of the studies found on costs of HCV, that is 35, deal with the costs of treatment with interferon. Ironically, Brown and Crofts exclude these costs from their study because being IDU may be a contraindication for a-interferon treatment and because of the poor efficacy and efficiency of the treatment.

The remaining studies are on pathology services like diagnostic tests (9), population screening (9), screening of blood and other blood-related issues (12; 3 of which touch on the issue of compensation) and prevention (3), and general editorials (5).

### *Interferon treatment*

Studies on the cost of interferon treatment use models that make assumptions, often based on the Markov chain model, about the annual risk of moving from one stage of the diseases to the next, and about the response rate to and the efficacy of interferon. If these assumptions are not entirely right, this may have a major impact on the cost-effectiveness of the treatment; a higher response rate to the treatment would raise its cost-effectiveness and might even make it cost saving. Important variables to be included in a cost-effectiveness analysis of a-interferon treatment are stages of the diseases, the time it takes for the various stages to develop, long-term response rate and cost of interferon, costs of health care services, when treatment is discontinued, duration of model, and discount rate (136). Social costs, like loss of income or value of life, are not always included. The current standard dose of interferon is 3 MU 3 times a week for at least 12 months. Ancos et al (212) compared the costs of a-interferon treatment of 2 groups of hypothetical patients with chronic HBV and HCV with a latency period for developing cirrhosis of 10 years if untreated and with a response rate of 32%. Included in the costs are costs of diagnosis and a-interferon for 6 months, of follow-up like fees of health care professionals and tests, of complications likely to occur between the latency period and cirrhosis complications, and social costs like costs due to loss of work and life. Aggregated costs for HCV treatment are estimated at £ 3.584.300 and £ 5.443.456 (including costs for lives lost) for patients in the same stage of the disease and patients in different stages of the disease, respectively. Under a number of assumptions the treatment is claimed to be cost-effective, but these assumptions need to be substantiated for this claim to be confirmed. To evaluate the costs of a-interferon treatment, Dusheiko and colleagues (197) compared cohorts of 1000 hypothetical treated patients with HCV and HBV with an untreated cohort over a period of 30 years. They used a transitional probability model to estimate the progression of the disease. The disease path is supposed to go from chronic hepatitis to cirrhosis to sequelae of cirrhosis to death or transplantation for some. Included in the costs are medical costs, social costs like cost for travel and time of patients or work loss, value of lives, QALYs, and discounting. When values for life were included treatment is suggested to be cost effective compared to no treatment. By means of a decision analysis model Bennett et al (175) make projections about the long-term benefits and costs of 6 months of interferon treatment of mild chronic HC. A Markov model is used to estimate lifelong clinical and economic outcomes. It is assumed that a 6 months sustained HCV RNA negativity equals cure and that cure is for life. They show that treatment increases life expectancy with a marginal cost-effectiveness, which compares favourably with screening for breast cancer or cholesterol reduction programs especially in younger patients. Kim and colleagues (174) compared the cost-effectiveness of 6 and 12 months of a-interferon treatment versus no treatment for patients with chronic HC. They also used the Markov model. Costs include costs of a-interferon plus, treatment costs of decompensated cirrhosis, hepatocellular carcinoma and liver transplantation and of follow-up, and discounting (3%). 6 months of therapy proved clinically less effective than a 12 months course, and only slightly more cost-effective (\$ 4000 versus \$5000 per QALY gained). A 12 months course has become common practice (173,136). In a recent publication Shiell et al (136) evaluate the costs and effects of 12 months of interferon-a in a cohort of 1000 hypothetical patients with chronic HCV infection aged 40 years at the start of treatment over a period of 30 years by means of a decision-analytic model (Markov). Costs pertain to costs of interferon and



treatment of complications of cirrhosis including liver transplant and terminal care. The incremental cost per life year saved was \$15.835 and per QALY gained it was \$8.250 (Australian 1996 dollars). These outcomes change with different discount rates or quality of life weights.

### *Population screening*

As treatment of HCV with  $\alpha$ -interferon is most, although limited, effective in an early stage of the disease, screening seems warranted. Kaur et al (192) estimate the costs of screening to be \$917-\$1.246 for each detected case of HC, which compares favourably with the costs for screening for colorectal or breast cancer. To determine the screening strategy with the best cost performance rate, Lapane et al (168) compared the costs and performances of 4 screening models. Model 1 calls for blood test when the mathematically predictive probability exceeds 7%. Model 2 calls for blood test if people have a significant risk based on a comprehensive questionnaire. Model 3 omitted socially intrusive questions that may not be answered truthfully. Model 4 involves ALT testing followed by confirmation HCV testing. Model 2 seems preferred in most medical settings and should be strongly considered in IDUs or those who had sex with an IDU, haemodialysis patients, aged 30-49, men, and recipients of blood transfusion (before 1990). Models 1-3 are more cost-effective than model 4.

### *Blood screening*

A French study (178) evaluated the relative costs of screening blood donations for HC. Through a decision-analysis model the cost-effectiveness of a transaminase assay and tests for antibodies to HBc and to HCV was compared to that of transaminase and anti-HBc screening alone. For 100.000 donors the costs of the two approaches were FrF 2.760.405 and FrF 626.864 respectively. Costs included the tests plus overhead. With the first approach 285 infected donors were detected versus 105 with the second. The incremental cost ratios were FrF 30.549 and FrF 13.365, respectively. With a lower prevalence than 0.3% the cost of detecting an additional infected donor would rise.

### *Costs of IDU*

On the basis of primary data compiled by the Research Triangle Institute, extensive literature searches and a variety of other sources, French et al (229) make an admirable attempt to provide a common source of published cost estimates for drug abuse consequences. Nine broad categories are identified: medical service costs; perinatal costs; drug abuse treatment costs; drug-associated disease costs; cost of alcohol, illicit drug and mental health comorbidity (ADM); crime related costs; foster care payments; special education and early intervention costs; and costs to Aid of Families with Dependent Children (AFDC). Of all these categories quantitative economic data are available. For each individual category the costs are presented in tables (in 1994 American dollars). HCV related costs are not included although other infectious diseases are. The evaluation of the Tacoma Syringe Exchange program (224) shows a positive relation between the use of syringe exchange and a reduced risk of HCV and HB. It is estimated that the programme has led to a 61% reduction in HBV and a 65% reduction in HCV among local IDUs. Gold et al (226) present an economic evaluation of a local (Toronto, Canada) needle exchange programme aiming to prevent HIV infection in IDUs. Important factors in the cost-effectiveness analysis are the incidences of HIV in IDUs with and without the programme, the costs incurred by the programme and non-market costs, the costs of treating HIV infection, and the discount rate.

By means of a constructed incidence model the incidence was assessed to decrease by 24 in a period of 5 years due to the programme. If so, \$ 1.292.444 (1995 Canadian dollars) would be saved, which would mean a cost savings ratio to cost of 4:1.

Hurley et al (228) evaluate the effect of needle exchange programmes for prevention of HIV. Seroprevalence studies involving at least 50 IDUs in cities all over the world were included in the evaluation. The rate of change of seroprevalence was calculated between the first and the last survey for cities without and with programmes established during the period spanned by the surveys. The increase in seroprevalence was 5.9% versus 5.8%; the average annual change was 11% lower in cities with a programme. It is concluded that needle exchange programmes are effective and therefore to be recommended to prevent transmission of infection by the use of injected drugs.

## 5 Discussion and Conclusions

The project seeks to develop a quantitative picture of the *impact and costs* of some important infectious diseases in subpopulations of IDUs, in particular HIV/AIDS, HBV and HCV. 'Impact' concerns *epidemiological* aspects, such as the prevalence, incidence and the routes of transmission of infectious diseases in these subpopulations. 'Costs' involve the *economic* consequences of infectious disease control and the allocation of health care resources.

Because the focus is on the impact and costs, the present study can be regarded as a 'cost-of-illness' study attempting to estimate the burden of infectious diseases on health care resources. The estimate of the cost of illness, however, is not the ultimate goal of the subsequent projects. Eventually, we would like to be able to construct cost effectiveness scenarios (cost-effectiveness analysis) for potential interventions (care and prevention). The goal is to express intervention related costs in units of health effects, e.g. the costs of an intervention expressed per averted infection. The approach of the present project has been adapted to this future goal. Essential to this approach is to come through a bottom up procedure to a linking of epidemiological and economic data using models for disease transmission and economic decision models (see: e.g. work of A. de Wit on interventions for hepatitis B, section 3.4.1).

Next to the aim to go from cost-of-illness approach to a cost-effectiveness analysis (from 'descriptive' to 'what-if'), the scope will be extended from health care costs to social costs. Some of the studies presented (workshop June 1999) prepare the ground (see: section 3.4.2, section 3.4.3 and section 3.4.4).

The conceptual model for the drugs problem and inherent public health, social and legal issues presents the total scope research needs to address to allow for rational policy choices regarding drug interventions (see figure 2 in Annex 3). On the basis of the factors (preventive interventions, risk factors related to life style and drug related behaviour, the physical and social and legal environment) that could affect drug use, the model illustrates how the consequences of drug use present themselves at the individual level (individual effects of drug use: undesired health effects, adverse social and legal events) and the population level (social burden of drug use: use and costs of health care services, use and costs of social and legal institutions). The conceptual model enables us to position the present issues (impact and costs of HIV, HBV and HCV in IDUs) within a much wider framework of policy supporting research devoted to the fight against the drugs problem.

As the present knowledge about HCV proved to be lacking in essential epidemiological and health economic aspects, the exploration within the project focussed in particular on the consequences of HCV infections.

This report presents

- the results of a Workshop (June 1999) on the impact and costs of HCV, HBV and HIV in injecting drug users (section 3),
- the outcomes of a literature search concerning impact and costs related to HCV infections (section 4, Appendix E),

- details concerning Workshop, Working Group, project related projects and project related publications and contributions to conferences (Appendices A-D).

In view of the overlap between issues discussed in the several sections and the different objectives as formulated in this report, the global conclusions with reference to the relevant sections for more detailed conclusions are summarised below.

- Basic epidemiological research trying to elucidate the dynamics of the spread of HCV in IDUs is still inconclusive and motivates further epidemiological study. Data needs and methodological problems concerning the epidemiology of HCV have been identified together with necessary actions to solve these needs and problems by extension of surveillance, initiation of cohort studies, and development of backcalculation (e.g. from cirrhosis to incidence and prevalence of HCV) (section 3.2.1, section 3.2.3 and section 3.5.1).
- A general overview of the spread of HIV/AIDS, HBV and HCV among IDUs in Europe shows that HIV, HBV and HCV constitute a major health burden for IDUs in Europe and are still not under control. Harm reduction has become an acceptable option in most EU countries, but coverage can be improved (section 3.2.2, Annex 2).
- Modelling approaches for transmission of HCV and related data needs have been defined (section 3.3.1, section 3.3.2, section 3.3.3). Modelling of the spread of HBV and subsequent economic evaluation of potential interventions (vaccination, screening) have already been elaborated. This work provides the format for the evaluation of interventions with respect to HCV (section 3.4.1).
- A preliminary cost estimate for incidence-based drug-addiction-related costs for infectious diseases (HIV, HBV, HCV) has been provided. Estimated drug-addiction-related costs of HIV/AIDS, HBV and HCV amount to 1871 million EUR for the EU as a whole. HIV takes account of the major part of these costs (71%), followed by HCV (24%) and HBV (5%; section 3.4.2, Annex 5).
- Further economic research should be devoted to prevalence-based estimation of costs, and the extension of the estimation of health care costs to social costs of drug addiction.
- The literature review is an inventory of the basic knowledge on the impact and costs of HCV in IDUs. The majority of the articles addresses the clinical and epidemiological aspects of the HCV in IDUs. Apart from articles on the economic aspects of the treatment with Interferon, very few articles deal with economic aspects of HCV in IDUs per se (section 4).
- A conceptual model has been elaborated to cover the field of the drugs problem and inherent public health issues (see Annex 3). This model enables us to order current ideas, research questions, available data and data needs.

## **Appendix A**

### **Meeting of Working Group**

Dates: 24 and 25 June 1999; place: National Institute of Public Health and the Environment (RIVM), Bilthoven, the Netherlands

#### ***Projects & co-ordination framework***

- Impact and Costs of Hepatitis B/C and HIV in IDU in the EU
  - \* funded by EMCDDA
  - \* co-ordinated by EMCDDA, RIVM, Trimbos & Univ Rome
- European Network to Develop Policy Relevant Models and Socio-Economic Analyses of Drug Use, Consequences and Interventions
  - Short Title: Drug Use Modelling
  - \* funded by TSER/DG XII/EC
  - \* co-ordinated by EMCDDA

#### ***Subprojects drug use modelling***

- 1 Prevalence estimates of problem drug use
  - 1a At the national level (IFT)
  - 1b At the local level (Univ Glasgow)
- 2 Temporal and Spatial spread of problem drug use
  - 2a Time trends and incidence (Univ Rome 'Tor Vergata')
  - 2b Geographic spread (Univ Keele)
- 3 Costs/Cost-benefits and Economic Markets
  - 3a Costs/cost-benefits of drug use/interventions (RIVM)
  - 3b Economic markets and policy measures (Univ York)

#### ***Aims***

Project: impact and costs of HIV, HBV and HCV in IDU in the EU

- To assess cost-of-illness related to HBV, HCV and HIV
- To assess influence epidemiological developments on health care costs
- To assess data/methodological needs for construction of cost effectiveness of potential interventions

Project: Costs/cost benefits of drug use and interventions in EU

- To estimate costs for society of drug use
- To assess cost-effectiveness of different forms of intervention using models

#### ***Global objective***

- Formation of Working Group
- Expertise Required at Three Levels
  - \*Epidemiology and Social Aspects
  - \* Mathematical Modelling
  - \* Economic Evaluation

- Size
  - \* Start with Core Group (15 experts)
  - \* Extension of Core Group in view of data needs and expertise as established by Core Group

***Programme for working group***

- Present Meeting
  - \* Exploration of research area at three levels in three sessions
  - \* Discussion in subgroups
  - \* Final Report & Joint Publications
- Further Meetings (Core Group and Invited Guests)
  - \* Spring 2000, RIVM/Bilthoven
  - \* Fall 2000, EMCDDA/Lisbon (with other TSER groups)

***Issues for discussion in subgroups***

- Identification of data needs and available data sources
- Methodological problems
- Coverage EU Member States
- Other participants: suggestions for extension of Working Group
- Plans for Papers (authors, content, timing)

## Programme of Workshop Meeting 24<sup>th</sup> – 25<sup>th</sup> June 1999

---

Opening - Prof. Dr G. A.M. van den Bos  
Introduction - Hans Jager & Lucas Wiessing

Epidemiological and Social Impact  
Chair: Erik van Ameijden

*Surveillance concerning Hepatitis C infections* - David Goldberg  
*Prevalence of HIV, Hepatitis B/C in IDU and related risk factors* - Marita van de Laar  
*Epidemiology of HCV* - Matthew Hickman  
*Injecting drug use, viral infections and responses in Europe* - Lucas Wiessing  
*Epidemiology of Hepatitis B/C in a Dutch cohort, potential interventions and methodological comments* - Erik van Ameijden

Modelling  
Chair: Carla Rossi

*Modelling epidemiological processes in IDU* - Gordon Hay  
*Methods and estimates of incidence and prevalence of IDU populations in the EU* - Lucilla Rava & Carla Rossi  
*Prediction of future costs using various modelling techniques* - Catherine Comiskey  
*Modelling approaches for transmission of Hepatitis C in IDU* - Mirjam Kretzschmar

Economic impact  
Chair: Maarten Postma

*Progression of disease model for Hepatitis B and methodology for cost-effectiveness analysis* - Ardine de Wit  
*Model for Indirect Cost Estimation (MICE)* - Robert Welte  
*Ideal and practical model to compute the social costs due to drug abuse* - Fernando Antoñanzas  
*A Framework for the Social Costs of Drug Abuse; illustrated for the costs of drug-related infectious diseases* - Maarten Postma

Subgroup Meetings & Reporting by Subgroups\*  
Epidemiological & social impact  
Modelling impact  
Economic impact

Close of meeting

---

\*for issues discussed see text

Within the frame of the TSER project (see section 2) the Working Group will be extended and will continue the scientific work started in the current project. Several meetings will be planned, viz. Spring 2000, RIVM (TSER) and Fall 2000, EMCDDA/Portugal (with other TSER groups).

## Appendix B

### Address List of Members of Working Group of Project to Analyse Impact and Costs of Hepatitis B/C and HIV Infection in Injecting Drug Users in the EU

Van Ameijden Dr EJC Erik	Trimbos Institute Directie	P.O. Box 725 3500 AS Utrecht the Netherlands	tel: +31 30 297 11 00 fax: +31 30 297 11 11 eameijden@trimbos.nl
Antoñanzas Prof F Fernando	Dept of Economics University of La Rioja	C/San Jose de Calansanz s/n 26004 Logroño Spain	tel: +34 41 299 382 fax: +34 41 299259 fernando.antonanzas@dee.unirioja.es
Comiskey Dr C Catherine	Mathematics Department National University of Ireland	Maynooth Co. Kildare Ireland	tel: +353 1 7083914 fax: +353 1 7083913 cc@maths.may.ie
Crispino O'Connell Dr G Gloria	Mathematics Department National University of Ireland	Maynooth Co. Kildare Ireland	tel: +3531 1 7083914 fax: +3531 1 7083913 crispino@maths.may.ie
Goldberg Dr D David	Scottish Centre for Infection and Environmental Health	Clifton House Clifton Place Glasgow	tel: +141 300 1100 fax: +141 300 1170 goldberg@scieh.tcom.co.uk
Hay Mr G Gordon	Centre for Drug Misuse Research University of Glasgow	11 The Square Glasgow G12 8QQ	tel: +141 330 5413 fax: +141 339 5881 gkua24@udcf.gla.ac.uk
Hickman Mr M Matthew	Centre for Research on Drugs and Health Behaviour Social Science and Medicine Imperial College	200 Seagrave Road London SW6 1RQ UK	tel: 0181 846 6567/6565 fax: 0181 846 6555 m.hickman@ic.ac.uk
Jager Dr JC Hans	Dept for Health Services Research National Institute of Public Health and the Environment (RIVM)	P.O.Box 1 3720 BA Bilthoven the Netherlands	tel: +31 30 2742516 fax: +31 30 2744466 hans.jager@rivm.nl
Kretzschmar 2743749 Mw Dr MEE Mirjam	Dept for Infectious Diseases Epidemiology National Institute of Public Health and the Environment (RIVM)	P.O. Box 1 3720 BA Bilthoven the Netherlands	tel: +31 30 fax: +31 30 2744409 mirjam.kretzschmar@rivm.nl
Van de Laar 2743506/3505 Mw Dr M Marita	Dept for Infectious Diseases Epidemiology National Institute of Public Health and the Environment (RIVM)	P.O. Box 1 3720 BA Bilthoven the Netherlands	tel: +31 30 fax: +31 30 2744409 mjw.van.de.laar@rivm.nl
Limburg Mw Drs LCM Wien	Dept for Health Services Research National Institute of Public Health and the Environment (RIVM)	P.O. Box 1 3720 BA Bilthoven the Netherlands	tel: +31 30 2743768 fax: +31 30 2744466 wien.limburg@rivm.nl
Postma Dr MJ Maarten	Dept Social Pharmacy and Pharmacoepidemiology University Centre for Pharmacy University Groningen	Antonius Deusinglaan 2 9713 AW Groningen.. the Netherlands	tel: +31 50 3632607 fax: +31 50 3633311 m.postma@farm.rug.nl
Rava Ms L/ PhD fax: ++39 06 72594699	Dept of Mathematics University of Rome Tor Vergata	Italy	Via della Ricerca Scientifica 133 Rome tel: ++39 06 72594704 lucilla@excalhq.it rava@xpm.mat.uniroma2.it
Rossi 4291/676	Dept of Mathematics	Italy	Via della Ricerca Scientifica tel: +39 67259



Prof C 67259 4699 Carla	University of Rome Tor Vergata	133 Rome  Italy	fax: +39  C.Rossi@agora.stm.it
Welte R/R.A. MSc MPH Robert	Dept for Health Services Research National Institute of Public Health and the Environment (RIVM)	P.O.Box 1 3720 BA Bilthoven the Netherlands	tel: +31 30 2743247 fax: +31 30 274 4466 Robert.Welte@rivm.nl
Wiessing MSc LG Lucas	Epidemiology Dept European Monitoring Centre for Drugs and Drug Addiction (EMCDDA) lucas.wiessing@emcdda.org	Rua da Cruz de Sta Apolonia 23/25 1100-045 Lisbon  Portugal	tel: +351 21 811 3016 fax: +351 21 813 7943
De Wit Drs GA Ardine	Dept for Health Services Research National Institute of Public Health and the Environment	P.O.Box 1 3720 BA Bilthoven the Netherlands	tel: +31 30 2743206 fax: +31 30 274 4466 Ardine de Wit@rivm.nl
Zuidema - van Gerwen Mrs. BJM Brigitta	Centre of Public Health Forecasting National Institute of Public Health and the Environment (RIVM)	P.O. Box 1 3720 BA Bilthoven the Netherlands	tel: +31 30 2743074 fax: +31 30 2744450 BJM.Zuidema@rivm.nl

## **Appendix C**

### **Management Structure (Working Group)**

The “Project to analyse impact and costs of Hepatitis B/C and HIV infection in injecting drug users in the EU” (proposal CT.98.EP.06; RIVM projectnumber 4035) was funded by the European Monitoring Centre on Drugs and Drug Addiction (EMCDDA) and co-ordinated by the RIVM, the Trimbos Institute (Utrecht, the Netherlands) and the University of Rome Tor Vergata (Rome, Italy).

#### Working Group

##### Project team

##### Project co-ordinators

JC Jager/RIVM

E van Ameijden/Trimbos

C Rossi/Tor Vergata

Wiessing/EMCDDA (also contactperson for EMCDDA)

##### Project assistant

BJM Zuidema - van Gerwen/RIVM

##### Principal Investigators

M Kretzschmar/RIVM

MJ Postma/RUG

L Rava/Tor Vergata

##### Research assistants

R Welte/RIVM

A de Wit/RIVM

#### Experts

##### Epidemiology

M vd Laar (represents M. Berns and others)

D Goldberg/Glasgow

M Hickman/London

##### Modelling

G Hay/Glasgow

C Comiskey/Maynooth

##### Economy

F Antoñanzas/Rioja

R Leidl/Ulm (represented by R Welte)

## **Appendix D**

### **Related Projects, Project Related Papers and Reports, and Contributions to Conferences**

#### *Related Projects*

EMCDDA project: Study options to develop dynamic models of drug use and related problems using epidemiological data. University of York

EMCDDA/DG XII project: European network to develop policy relevant models and socio-economic analyses of drug use, consequences and interventions (short title: Drug Use Modelling)

Subprojects:

1. Prevalence estimates of problem use
  - 1a. Prevalence of problem drug use at the national level (IFT, DE)
  - 1b. Prevalence of problem drug use at the local level (University of Glasgow, UK)
2. Temporal and spatial spread of problem drug use
  - 2a. Time trends and incidence of problem drug use (University Tor Vergata, IT)
  - 2b. Geographic spread of problem drug use (University of Keele, UK)
3. Costs/cost-benefits and economic markets
  - 3a. Costs and cost-benefits of drug use and interventions (RIVM, NL)
  - 3b. Analyses of economic markets and policy measures (York University, UK)

Viral hepatitis (243680), RIVM, NL

HIV surveillance in Dutch IDU (441100), RIVM, NL

Quantitative analysis and exploration of effectivity of intervention and prevention strategies in infectious diseases (431511), RIVM, NL.

Subproject:

Modelling of vaccination strategies against Hepatitis B

Cost-effectiveness analysis of interventions in care and prevention (403505), RIVM, NL

#### *Project Related Papers and Reports*

EMCDDA project: study of options to develop dynamic models of drug use and related problems using epidemiological data (CT.96.EP.05), Centre for Health Economics, University of York, York, 1997

Jager JC, Postma MJ, Achterberg P: Towards multinational scenario analysis on health impacts of drug use. In: EMCDDA project: study of options to develop dynamic models of drug use and related problems using epidemiological data (CT.96.EP.05), Centre for Health Economics, University of York, York, 1997

Jager JC, Achterberg PW, Wiessing L, Postma MJ (presenting author): Conceptual modelling of the drugs problem. EMCDDA Conference, 7-9 May 1998, Lisbon, Portugal. Interim report

Report of the Seminar 'Drug Use Research, Policy and Dynamic Modelling' EMCDDA, Lisbon, 7-9 May 1998 (Follow-up to the Review on Dynamic Models) CT.97.EP.10, Godfrey e.a., November 1998

Godfrey C et al (eds.): Monograph on Dynamic Modelling, York/EMCDDA (in preparation)

Godfrey C et al: Interim report. Report of the seminar "Drug use research, policy and dynamic modelling", EMCDDA, Lisbon, 7-9 May 1998 (Follow-up to the review on dynamic models)

Kretzschmar M: Modelling infectious diseases and other health consequences: predicting future morbidity consequences and spread of HIV, HBV and HCV. In: EMCDDA project: study of options to develop models of drug use and related problems using epidemiological data (CT.96.EP.05), Centre for Health Economics, University of York, York, 1997

Postma MJ, Tolley K, Jager JC: Modelling the health-care costs of drug-use-related disease. In: EMCDDA project: study of options to develop dynamic models of drug use and related problems using epidemiological data (CT.96.EP.05), Centre for Health Economics, University of York, York, 1997

Rossi C: Measuring the extent of illicit drug use by means of dynamic models of data production processes. In: EMCDDA project: study of options to develop dynamic models of drug use and related problems using epidemiological data (CT.96.EP.05), Centre for Health Economics, University of York, York, 1997

Rossi C, Rava L, Re L, Wiessing L, Hartnoll R: Pilot project to estimate time trends and incidence of problem drug use in the EU (Workshop report), EMCDDA, Univ Rome Tor Vergata

De Wit A, Welte R: Hepatitis B vaccination strategies. Literature Review. RIVM report, 1999

#### *Contributions to conferences*

Jager JC, Achterberg PW, Wiessing L, Hartnoll R, Postma MJ: Infectious diseases and drug abuse: conceptual modelling of consequences and interventions. Poster presentation. European Conference Perspectives on Infectious Disease Research, Dresden, February 1-3, 1999

Postma MJ, Wiessing L, Kretzschmar M, Hartnoll R, Jager JC: Costs of drug related infectious diseases in EU-member States (Geneva 21-25 March 1999)

Wiessing L, Rossi C, Houweling H, Downs AM, Jager JC, Hartnoll R: Injecting drug use in Europe: estimating extent, viral infections and response (Geneva 21-25 March 1999)

## Appendix E

### Wien Limburg: References on impact and costs of HCV in Intravenous Drug Users; a literature review (see section 4)

#### *HCV general*

1. Lam NP. Hepatitis C: natural history, diagnosis and management. *Am J Health-Syst Pharm* 1999; 56(10):961-73.
2. Viral Hepatitis C – fact sheet. Atlanta: CDC, 1999.
3. Flamm S, Parker RA, Chopra S. Risk factors associated with chronic hepatitis C virus infection: limited frequency of an unidentified source of transmission. *Am J Gastroenter* 1998; 93(4):597-600.
4. Gross JB. Clinician's guide to Hepatitis C. *Mayo Clin Proc* 1998; 73:355-61.
5. Koff RS. Chronic hepatitis C: early intervention. *Hosp Pract Off Ed* 1998; 33(6):101-5, 108, 111-4.
6. Van der Poel CL, Ebeling F. Hepatitis C virus: epidemiology, transmission and prevention. *Curr Stud Hematol Blood Transf* 1998; (62):208-36.
7. Younossi ZM, Canuto PE. Hepatitis C update: implications of the blood transfusion "lookback". *Cleveland Clin J Med* 1998; 65(8):412-20.
8. Hoofnagle JH. Hepatitis C: the clinical spectrum of the disease. *Hepatology* 1997; 26(3 Suppl. 1):15S-20S.
9. Seeff LB. Natural history of Hepatitis C. *Hepatology* 1997; 26(3 Suppl. 1):21S-28S.
10. Liddle C. Hepatitis C. *Anaesth Intensive Care* 1996;24:180-3.
11. Sharara AI, Hunt CM, Hamilton JD. Hepatitis C [see comments]. *Ann Intern Med* 1996; 125(8):658-68.
12. Mandell GL, Douglas RG, Bennett JE. Principles and practice of infectious diseases; 4th ed. New York: Churchill Livingstone, 1995.
13. Ebeling F. Importance of Hepatitis C virus infection in Europe and North America. *Curr Stud Hematol Blood Transf* 1994; (61):164-81.
14. Reesink HW, van der Poel CL, Chamuleau RAFM. Hepatitis C; een nieuw virus voor een oude ziekte. *Ned Tijdschr Geneesk* 1992; 136(52):2560-7.
15. Brouwer JR, Nevens F, Kleter B, et al. Efficacy of interferon dose and prediction of response in chronic hepatitis C: Benelux study in 336 patients. *J Hepatol* 1998; 28:951-7

#### *HCV and IDU in Western Europe*

16. Pallas J, Farinas Alvarez C, Prieto D, Llorca J, Delgado Rodriguez M. Risk factors for mono-infections and coinfections with HIV, hepatitis B and hepatitis C viruses in northern Spanish prisoners. *Epidemiol Infect* 1999; 123(1):95-102.
17. Keppler K, Stover H. [Transmission of infectious diseases during imprisonment—results of a study and introduction of a model project for infection prevention in Lower Saxony]. *Gesundheitswesen* 1999; 61(4):207-13.
18. Dentico P, Curatolo N, Sacco R *et al.* Hepatitis C virus serotypes and sources of infection in patients with HCV-related chronic liver disease from one geographical area in southeast Italy. *Infection* 1999; 27(2):118-21.
19. Smyth BP, Keenan E, O'Connor JJ. Evaluation of the impact of Dublin's expanded harm reduction programme on prevalence of hepatitis C among short-term injecting drug users. *J Epidemiol Community Health* 1999;53:434-5.
20. Brusaferrero S, Barbone F, Andrian P *et al.* A study on the role of the family and other risk factors in HCV transmission. *Eur J Epidemiol* 1999; 15(2):125-32.
21. Massari V, Retel O, Flahault A. How do general practitioners approach hepatitis C virus screening in France? *Eur J Epidemiol* 1999; 15(2):119-24.
22. Gore SM, Bird AG, Cameron SO, Hutchinson SJ, Burns SM, Goldberg DJ. Prevalence of hepatitis C in prisons: WASH-C surveillance linked to self-reported risk behaviours. *QJM* 1999; 92(1):25-32.
23. Soriano V, Garcia Samaniego J, Valencia E, Rodriguez Rosado R, Munoz F, Gonzalez Lahoz J. Impact of chronic liver disease due to hepatitis C viruses as cause of hospital admission and death in HIV-infected drug users. *Eur J Epidemiol* 1999; 15(1):1-4.
24. Smyth BP, Keenan E, O'Connor JJ. Bloodborne viral infection in Irish injecting drug users. *Addiction* 1998; 93(11):1649-56.
25. Resti M, Azzari C, Mannelli F, Moriondo M, Novembre E, De Martino M, Vierucci A. Mother to child transmission of hepatitis C virus: prospective study of risk factors and timing of infection in children born to women seronegative for HIV-1. *BMJ* 1998;317:437-41.
26. Gore SM, Brettell RP, Burns SM, Lennie SC. Epidemiology of undiagnosed but prevalent (in 1983-1984) HIV

- infection in Lothian injectors who tested hepatitis B surface antigen positive (group A) or negative but were high risk for blood-borne virus transmission (group B) in 1983-1984. *J Infect* 1998; 37(2):166-72.
27. Gore SM, Brettle RP, Burns SM, Lewis SC. Pilot study to estimate survivors to 1995 of 1983-1984 prevalent hepatitis C infections in Lothian patients who tested positive or negative for hepatitis B surface antigen in 1983-1984. *J Infect* 1998; 37(2):159-65.
  28. Santana Rodriguez OE, Male Gil ML, HernandezSantana JF, Liminana Canal JM, Martin Sanchez AM. Prevalence of serologic markers of HBV, HDV, HCV and HIV in non-injection drug users compared to injection drug users in Gran Canaria, Spain. *Eur J Epidemiol* 1998; 14(6):555-61.
  29. Broers B, Junet C, Bourquin M, Deglon JJ, Perrin L, Hirschel B. Prevalence and incidence rate of HIV, hepatitis B and C among drug users on methadone maintenance treatment in Geneva between 1988 and 1995. *AIDS* 1998; 12(15):2059-66.
  30. Anastassopoulou CG, Paraskevis D, Sypsa V *et al.* Prevalence patterns and genotypes of GB virus C/hepatitis G virus among imprisoned intravenous drug users. *J Med Virol* 1998; 56(3):246-52.
  31. Karmochkine M, Carrat F, Valleron AJ, Raguin G. [Transmission modes of hepatitis C virus]. *Presse Med* 1998; 27(18):871-6.
  32. Beld M, Penning M, van Putten M *et al.* Hepatitis C virus serotype-specific core and NS4 antibodies in injecting drug users participating in the Amsterdam cohort studies. *J Clin Microbiol* 1998; 36(10):3002-6.
  33. Bortolotti F, Resti M, Giacchino R *et al.* Changing epidemiologic pattern of chronic hepatitis C virus infection in Italian children. *J Pediatr* 1998; 133(3):378-81.
  34. Pol S, Lamorthe B, Thi NT *et al.* Retrospective analysis of the impact of HIV infection and alcohol use on chronic hepatitis C in a large cohort of drug users. *J Hepatol* 1998; 28(6):945-50.
  35. Hasle G, Hoel T, Jensenius M. Mortality of hepatitis A in adults with hepatitis C antibodies [letter; comment]. *Lancet* 1998; 351(9119):1888.
  36. Gore SM, Bird AG. Study size and documentation to detect injection-related hepatitis C in prison. *QJM* 1998; 91(5):353-7.
  37. Goldberg D, Cameron S, McMenamin J. Hepatitis C virus antibody prevalence among injecting drug users in Glasgow has fallen but remains high. *Commun Dis Public Health* 1998; 1(2):95-7.
  38. Saura C, Pillonel J, Courouce AM. [Screening for markers of blood-borne diseases in donated units collected in France from 1993 to 1995]. *Transfus Clin Biol* 1997; 4(4):403-15.
  39. Stark K, Bienzle U, Vonk R, Guggenmoos Holzmann I. History of syringe sharing in prison and risk of hepatitis B virus, hepatitis C virus, and human immunodeficiency virus infection among injecting drug users in Berlin. *Int J Epidemiol* 1997; 26(6):1359-66.
  40. Micoud M. [Epidemiology of hepatitis C in 1997 in France]. *Rev Med Interne* 1997; 18 Suppl 2:60s-2s.
  41. Coppola RC, Masia G, di Martino ML *et al.* Sexual behaviour and multiple infections in drug abusers. *Eur J Epidemiol* 1996; 12(5):429-35.
  42. Dalekos GN, Zervou E, Merkouropoulos MH, Tsianos EV. Prevalence of hepatitis B and C viruses infection in chronic alcoholics with or without liver disease in Ioannina, Greece: low incidence of HCV infection. *Eur J Epidemiol* 1996; 12(1):21-5.
  43. McCrudden EA, Hillan KJ, McKay IC, Cassidy MT, Clark JC. Hepatitis virus infection and liver disease in injecting drug users who died suddenly. *J Clin Pathol* 1996; 49(7):552-5.
  44. Stark K, Muller R, Bienzle U, Guggenmoos Holzmann I. Frontloading: a risk factor for HIV and hepatitis C virus infection among injecting drug users in Berlin. *AIDS* 1996; 10(3):311-7.
  45. Love A, Sigurdsson JR, Stanzeit B, Briem H, Rikardsdottir H, Widell A. Characteristics of hepatitis C virus among intravenous drug users in Iceland. *Am J Epidemiol* 1996; 143(6):631-6.
  46. Bolumar F, Hernandez Aguado I, Ferrer L, Ruiz I, Avino MJ, Rebagliato M. Prevalence of antibodies to hepatitis C in a population of intravenous drug users in Valencia, Spain, 1990-1992. *Int J Epidemiol* 1996; 25(1):204-9.
  47. Stark K, Schreier E, Muller R, Wirth D, Driesel G, Bienzle U. Prevalence and determinants of anti-HCV seropositivity and of HCV genotype among intravenous drug users in Berlin. *Scand J Infect Dis* 1995; 27(4):331-7.
  48. Smyth R, Keenan E, Dorman A, O'Connor J. Hepatitis C infection among injecting drug users attending the National Drug Treatment Centre. *Ir J Med Sci* 1995; 164(4):267-8.
  49. Majid A, Holmes R, Desselberger U, Simmonds P, McKee TA. Molecular epidemiology of hepatitis C virus infection amongst intravenous drug users in rural communities. *J Med Virol* 1995; 46(1):48-51.
  50. van Brussel GH. [Drug abuse in Amsterdam, a public health problem]. *Ned Tijdschr Geneesk* 1995; 139(50):2635-9.
  51. Galeazzi B, Tufano A, Barbierato E, Bortolotti F. Hepatitis C virus infection in Italian intravenous drug users:

- epidemiological and clinical aspects. *Liver* 1995; 15(4):209-12.
52. Esfahani RF, Saunders N, Ward KN, Hodgson HJ. The spectrum of hepatitis C antibody positive disease in a teaching hospital. *J Infect* 1995; 30(2):115-9.
  53. Soriano V, Nedjar S, Garcia Samaniego J *et al.* High rate of co-infection with different hepatitis C virus subtypes in HIV-infected intravenous drug addicts in Spain. Hepatitis HIV Spanish Study Group [letter]. *J Hepatol* 1995; 22(5):598-9.
  54. Coppola RC, Manconi PE, Piro R, Di Martino ML, Masia G. HCV, HIV, HBV and HDV infections in intravenous drug addicts. *Eur J Epidemiol* 1994; 10(3):279-83.
  55. Bortolotti F, Crivellaro C, Carretta M *et al.* Acute non-A, non-B hepatitis in Italy: a 16-year prospective epidemiological study. The possible role of hepatitis C virus. *Infection* 1994; 22(5):321-5.
  56. Love A, Stanzeit B. Hepatitis C virus infection in Iceland: a recently introduced blood-borne disease. *Epidemiol Infect* 1994; 113(3):529-36.
  57. Gabrielli C, Zannini A, Corradini R, Gafa S. Spread of hepatitis C virus among sexual partners of HCVAb positive intravenous drug users. *J Infect* 1994; 29(1):17-22.
  58. McBride AJ, Ali IM, Clee W. Hepatitis C and injecting drug use in prisons [letter]. *BMJ* 1994; 309(6958):876.
  59. Quaranta JF, Delaney SR, Alleman S, Cassuto JP, Dellamonica P, Allain JP. Prevalence of antibody to hepatitis C virus (HCV) in HIV-1-infected patients (nice SEROCO cohort). *J Med Virol* 1994; 42(1):29-32.
  60. Win N, Frame D, Watkins R, Mitchell R. The low risk of hepatitis C virus transmission among sexual partners of confirmed HCV-positive blood donors [letter]. *Transfus Med* 1994; 4(3):243-4.
  61. Neal KR, Jones DA, Killey D, James V. Risk factors for hepatitis C virus infection. A case-control study of blood donors in the Trent Region (UK). *Epidemiol Infect* 1994; 112(3):595-601.
  62. Smyth B, Keenan E, Dorman A, O'Connor JJ. Gender differences in needle sharing behaviour patterns [letter; comment]. *Addiction* 1994; 89(1):96-7.
  63. Van Ameijden EJ, Van den Hoek JA, Mientjes GH, Coutinho RA. A longitudinal study on the incidence and transmission patterns of HIV, HBV and HCV infection among drug users in Amsterdam. *Eur J Epidemiol* 1993; 9(3):255-62.
  64. Holsen DS, Harthug S, Myrmel H. Prevalence of antibodies to hepatitis C virus and association with intravenous drug abuse and tattooing in a national prison in Norway. *Eur J Clin Microbiol Infect Dis* 1993; 12(9):673-6.
  65. Verbaan H, Andersson K, Eriksson S. Intravenous drug abuse--the major route of hepatitis C virus transmission among alcohol-dependent individuals? *Scand J Gastroenterol* 1993; 28(8):714-8.
  66. Westh H, Worm AM, Jensen BL *et al.* Hepatitis C virus antibodies in homosexual men and intravenous drug users in Denmark. *Infection* 1993; 21(2):115-7.
  67. Puschel K. Drug-related death--an update. *Forensic Sci Int* 1993; 62(1-2):121-8.
  68. Guadagnino V, Zimatore G, Rocca A *et al.* Anti-hepatitis C antibody prevalence among intravenous drug addicts in the Catanzaro area. *Arch Virol Suppl* 1992; 4:335-6.
  69. Botti P, Pistelli A, Gambassi F, Zorn AM, Caramelli L, Peruzzi S, Smorlesi C, Masini E, Mannaioni PF. HBV and HBC infection in i.v. drug addicts; coinfection with HIV. *Arch Virol* 1992; Suppl 4:329-32.
  70. Cacopardo B, Fatuzzo F, Cosentino S *et al.* HCV and HIV infection among intravenous drug abusers in eastern Sicily. *Arch Virol Suppl* 1992; 4:333-4.
  71. Pohjanpelto P. Risk factors connected with hepatitis C infections in Finland. *Scand J Infect Dis* 1992; 24(2):251-2.
  72. Vanderschueren S, Van Renterghem L, Plum J, Verhofstede C, Mak R, Vincke J. Hepatitis C among risk groups for HIV and hepatitis B. *Int J STD AIDS* 1991; 2(3):185-7.
  73. Tor J, Muga R, Casabona J, Pujol A, Soriano V, Sabria M. Non-parenteral transmission of hepatitis C virus [letter]. *Int J STD AIDS* 1991; 2(6):449-50.
  74. Trubner K, Polywka S, Puschel K, Laufs R. Hepatitis C in deceased drug addicts. *Int J Legal Med* 1991; 104(5):251-4.
  75. van den Hoek JA, van Haastrecht HJ, Goudsmit J, de Wolf F, Coutinho RA. Prevalence, incidence, and risk factors of hepatitis C virus infection among drug users in Amsterdam. *J Infect Dis* 1990; 162(4):823-6.
  76. De Mercato R, Ciampi R, Romano A *et al.* Seroprevalence of HBV and HCV markers among intravenous drug abusers and subjects affected by chronic active hepatitis. *Boll Soc Ital Biol Sper* 1990; 66(9):841-7.
  77. Huemer HP, Prodinger WM, Larcher C, Most L, Dierich MP. Correlation of hepatitis C virus antibodies with HIV-1 seropositivity in intravenous drug addicts [letter]. *Infection* 1990; 18(2):122-3.
  78. Patti AM, Santi AL, Pompa MG, Giustini C, Vescia N, Mastroeni I, Fara GM. Viral Hepatitis and drugs: a continuing problem. *Int J Epidemiol* 1993; 22:135-9.

### ***HCV and IDU in North America and Canada***

79. Hershov RC, Kalish LA, Sha B, Till M, Cohen M. Hepatitis C virus infection in Chicago women with or at risk for HIV infection: evidence for sexual transmission. *Sex Transm Dis* 1998; 25(10):527-32.
80. Hagan H, McGough JP, Thiede H, Weiss NS, Hopkins S, Alexander ER. Syringe exchange and risk of infection with hepatitis B and C viruses [see comments]. *Am J Epidemiol* 1999; 149(3):203-13.
81. Alter MJ, Moyer LA. The importance of preventing hepatitis C virus infection among injection drug users in the United States. *J Acquir Immune Defic Syndr Hum Retrovirol* 1998; 18 Suppl 1:S6-10.
82. Wright LN, Gebbie KM. Oregon's exclusion of syringes from its 1987 drug paraphernalia law was an HIV prevention measure [letter]. *J Acquir Immune Defic Syndr Hum Retrovirol* 1998; 18 Suppl 1:S144-5.
83. Garfein RS, Doherty MC, Monterroso ER, Thomas DL, Nelson KE, Vlahov D. Prevalence and incidence of hepatitis C virus infection among young adult injection drug users. *J Acquir Immune Defic Syndr Hum Retrovirol* 1998; 18 Suppl 1:S11-9.
84. Villano SA, Vlahov D, Nelson KE, Lyles CM, Cohn S, Thomas DL. Incidence and risk factors for hepatitis C among injection drug users in Baltimore, Maryland. *J Clin Microbiol* 1997; 35(12):3274-7.
85. Fisher DG, Fenaughty AM, Paschane AA, Paschane DM, Cagle HH, Orr SM. Hepatitis C virus infection among Alaskan drug users [letter]. *Am J Public Health* 1997; 87(10):1722-4.
86. Romanowski B, Campbell PJ, Preiksaitis JK, Fonseca K. Human immunodeficiency virus seroprevalence and risk behaviors in patients attending sexually transmitted disease clinics in Alberta. *Sex Transm Dis* 1997; 24(8):487-94.
87. Jonas MM, Robertson LM, Middleman AB. Low prevalence of antibody to hepatitis C virus in an urban adolescent population. *J Pediatr* 1997; 131(2):314-6.
88. Garfein RS, Vlahov D, Galai N, Doherty MC, Nelson KE. Viral infections in short-term injection drug users: the prevalence of the hepatitis C, hepatitis B, human immunodeficiency, and human T-lymphotropic viruses. *Am J Public Health* 1996; 86(5):655-61.
89. Thomas DL, Vlahov D, Solomon L *et al.* Correlates of hepatitis C virus infections among injection drug users. *Medicine Baltimore* 1995; 74(4):212-20.
90. Hagan H, Jarlais DC, Friedman SR, Purchase D, Alter MJ. Reduced risk of hepatitis B and hepatitis C among injection drug users in the Tacoma syringe exchange program [see comments]. *Am J Public Health* 1995; 85(11):1531-7.
91. Tennant F. Hepatitis C in intravenous drug addicts [letter; comment]. *Arch Intern Med* 1994; 154(10):1163-4.
92. Fiscus SA, Kelly WF, Battigelli DA *et al.* Hepatitis C virus seroprevalence in clients of sexually transmitted disease clinics in North Carolina. *Sex Transm Dis* 1994; 21(3):155-60.
93. Scully LJ, Mitchell S, Gill P. Clinical and epidemiologic characteristics of hepatitis C in a gastroenterology/hepatology practice in Ottawa. *CMAJ* 1993; 148(7):1173-7.
94. Zeldis JB, Jain S, Kuramoto IK *et al.* Seroepidemiology of viral infections among intravenous drug users in northern California. *West J Med* 1992; 156(1):30-5.
95. Kelen GD, Green GB, Purcell RH *et al.* Hepatitis B and hepatitis C in emergency department patients [see comments]. *N Engl J Med* 1992; 326(21):1399-404.
96. Donahue JG, Nelson KE, Munoz A *et al.* Antibody to hepatitis C virus among cardiac surgery patients, homosexual men, and intravenous drug users in Baltimore, Maryland. *Am J Epidemiol* 1991; 134(10):1206-11.
97. Meyer RA, Gordon SC. Epidemiology of hepatitis C virus infection in a suburban Detroit community. *Am J Gastroenterol* 1991; 86(9):1224-6.
98. Wormser GP, Forseter G, Joline C, Tupper B, O'Brien TA. Hepatitis C in HIV-infected intravenous drug users and homosexual men in suburban New York City [letter]. *JAMA* 1991; 265(22):2958.

### ***HCV and IDU in Australia and New Zealand***

99. Sullivan LG. The force of numbers: why hepatitis C is spreading among Australian injecting drug users while HIV is not [letter]. *Med J Aust* 1999; 171(3):165-6.
100. Ogilvie EL, Veit F, Crofts N, Thompson SC. Hepatitis infection among adolescents resident in Melbourne Juvenile Justice Centre: risk factors and challenges. *J Adolesc Health* 1999; 25(1):46-51.
101. Haber PS, Parsons SJ, Harper SE, White PA, Rawlinson WD, Lloyd AR. Transmission of hepatitis C within Australian prisons [see comments]. *Med J Aust* 1999; 171(1):31-3.
102. McDonald AM, Ryan JW, Brown PR *et al.* HIV prevalence at reception into Australian prisons, 1991-1997 [comment]. *Med J Aust* 1999; 171(1):18-21.
103. Crofts N, Aitken CK, Kaldor JM. The force of numbers: why hepatitis C is spreading among Australian injecting drug users while HIV is not. *Med J Aust* 1999; 170(5):220-1.
104. van Beek I, Dwyer R, Dore GJ, Luo K, Kaldor JM. Infection with HIV and hepatitis C virus among injecting



- drug users in a prevention setting: retrospective cohort study [see comments]. *BMJ* 1998; 317(7156):433-7.
105. Coutinho RA. HIV and hepatitis C among injecting drug users [editorial; comment]. *BMJ* 1998; 317(7156):424-5.
  106. Kemp R, Miller J, Lungley S, Baker M. Injecting behaviours and prevalence of hepatitis B, C and D markers in New Zealand injecting drug user populations. *N Z Med J* 1998; 111(1060):50-3.
  107. Crofts N, Jolley D, Kaldor J, van Beek I, Wodak A. Epidemiology of hepatitis C virus infection among injecting drug users in Australia. *J Epidemiol Community Health* 1997; 51(6):692-7.
  108. Salter A, Solomon PJ. Truncated recurrent event survival models for methadone data. *Biometrics* 1997; 53(4):1293-303.
  109. Crofts N, Nigro L, Oman K, Stevenson E, Sherman J. Methadone maintenance and hepatitis C virus infection among injecting drug users. *Addiction* 1997; 92(8):999-1005.
  110. Butler TG, Dolan KA, Ferson MJ, McGuinness LM, Brown PR, Robertson PW. Hepatitis B and C in New South Wales prisons: prevalence and risk factors. *Med J Aust* 1997; 166(3):127-30.
  111. Crofts N, Aitken CK. Incidence of bloodborne virus infection and risk behaviours in a cohort of injecting drug users in Victoria, 1990-1995. *Med J Aust* 1997; 167(1):17-20.
  112. Sladden TJ, Hickey AR, Dunn TM, Beard JR. Hepatitis C transmission on the north coast of New South Wales: explaining the unexplained [see comments]. *Med J Aust* 1997; 166(6):290-3.
  113. Wodak A. Hepatitis C: waiting for the grim reaper [editorial; comment]. *Med J Aust* 1997; 166(6):284-5.
  114. Crofts N. A cruel and unusual punishment [editorial]. *Med J Aust* 1997; 166(3):116.
  115. Wodak A, Crofts N. Once more unto the breach: controlling hepatitis C in injecting drug users. *Addiction* 1996; 91(2):181-4.
  116. Selvey LA, Wignall J, Buzolic A, Sullivan P. Reported prevalence of hepatitis C among clients of needle exchanges in southeast Queensland. *Aust N Z J Public Health* 1996; 20(1):61-4.
  117. Carruthers S, Loxley W. Hepatitis C and young drug users: are they about to join the epidemic? *Aust J Public Health* 1995; 19(4):421-4.
  118. Chetwynd J, Brunton C, Blank M, Plumridge E, Baldwin D. Hepatitis C seroprevalence amongst injecting drug users attending a methadone programme. *N Z Med J* 1995; 108(1007):364-6.
  119. Robinson GM, Reynolds JN, Robinson BJ. Hepatitis C prevalence and needle/syringe sharig behaviours in recent onset injecting drug users. *N Z Med J* 1995; 108(996):103-5.
  120. Crofts N, Stewart T, Hearne P, Ping XY, Breshkin AM, Locarnini SA. Spread of bloodborne viruses among Australian prison entrants. *BMJ* 1995; 310(6975):285-8.
  121. Crofts N, Hopper JL, Milner R, Breschkin AM, Bowden DS, Locarnini SA. Blood-borne virus infections among Australian injecting drug users: implications for spread of HIV. *Eur J Epidemiol* 1994; 10(6):687-94.
  122. van Beek I, Buckley R, Stewart M, MacDonald M, Kaldor J. Risk factors for hepatitis C virus infection among injecting drug users in Sydney. *Genitourin Med* 1994; 70(5):321-4.
  123. Waddell RG. Hepatitis C and the history of injecting drug use in South Australia [letter; comment]. *Med J Aust* 1994; 161(4):286; discussion 287.
  124. Gaughwin M, Dodding J, Ali R. Hepatitis C and the history of injecting drug use in South Australia [letter; comment]. *Med J Aust* 1994; 161(4):286; discussion 287.
  125. Crofts N, Hopper JL, Bowden DS, Breschkin AM, Milner R, Locarnini SA. Hepatitis C virus infection among a cohort of Victorian injecting drug users [see comments]. *Med J Aust* 1993; 159(4):237-41.
  126. Woodfield DG, Harness M, Rix Trott K. Hepatitis C virus infections in oral and injectable drug users. *N Z Med J* 1993; 106(961):332-4.
  127. Moaven LD, Crofts N, Locarnini SA. Hepatitis C virus infection in Victorian injecting drug users in 1971 [letter]. *Med J Aust* 1993; 158(8):574.
  128. Hulse GK, Moore LL, Lambert TJ. Injecting drug use: a continuing and major vehicle for transmission of infection [letter; comment]. *Med J Aust* 1993; 159(9):635-6.
  129. Kaldor JM, Archer GT, Buring ML *et al*. Risk factors for hepatitis C virus infection in blood donors: a case-control study. *Med J Aust* 1992; 157(4):227-30.
  130. Chapman BA, Hann DJ, Schousboe MI, Burt MJ, Wilkinson ID, George PM. Viral hepatitis in the Christchurch community. *N Z Med J* 1992; 105(942):376-7.
  131. Bell J, Batey RG, Farrell GC, Crewe EB, Cunningham AL, Byth K. Hepatitis C virus in intravenous drug users [see comments]. *Med J Aust* 1990; 153(5):274-6.
  132. Fairley CK, Leslie DE, Nicholson S, Gust ID. Epidemiology and hepatitis C virus in Victoria [see comments]. *Med J Aust* 1990; 153(5):271-3.

### ***HCV among IDUs and Economics***

133. Browne K, Crofts N. Health care costs of a continuing epidemic of hepatitis C virus infection among injecting drug users. *Aust NZ J Public Health* 1998;22:84-8.
134. Kaur S, Rybicki L, Bacon BR, Gollan JL, Rustgi VK, Carey WD. Performance characteristics and results of a large-scale screening program for viral hepatitis and risk factors associated with exposure to viral hepatitis B and C: results from the National Hepatitis Screening Survey. *Hepatology* 1996;24:979-86.
135. Stein GL, Fleischman AR. Addiction treatment: promoting a medical approach to substance use. *J Urban Health* 1998; 75(3):558-83.

### ***HCV and Economics***

136. Shiell A, Brown S, Farrell GC. Hepatitis C: an economic evaluation of extended treatment with interferon. *Med J Aust* 1999; 171(4):189-93.
137. Massel D. Blood money [letter]. *CMAJ* 1999; 161(2):129.
138. Palacios A, Taylor L, Haue L, Luftig RB, Visona KA. Development of low cost peptide-based anti-hepatitis C virus screening and confirmatory assays: comparison with commercially available tests. *J Med Virol* 1999; 58(3):221-6.
139. Interferon plus ribavirin for chronic hepatitis C. *Med Lett Drugs Ther* 1999; 41(1054):53-4.
140. van Leeuwen DJ. Cost-effectiveness of interferon treatment for hepatitis C [letter]. *JAMA* 1999; 281(22):2083-4.
141. Henley E. Cost-effectiveness of interferon treatment for hepatitis C [letter]. *JAMA* 1999; 281(22):2083; discussion 2084.
142. Farrell RJ, Smiddy PF, Pilkington RM *et al*. Guided versus blind liver biopsy for chronic hepatitis C: clinical benefits and costs. *J Hepatology* 1999; 30(4):580-7.
143. Kondro W. Compensation for Canada's hepatitis C victims to be re-evaluated [news]. *Lancet* 1998; 351(9115):1567.
144. Johanson JF. Hepatitis C therapy: is it really worth it? *Am J Gastroenterol* 1999; 94(5):1412-3.
145. Spaulding A, Greene C, Davidson K, Schneidermann M, Rich J. Hepatitis C in state correctional facilities. *Prev Med* 1999; 28(1):92-100.
146. Newman TB. Combination therapy for hepatitis C infection [letter]. *N Engl J Med* 1999; 340(15):1207; discussion 1208-9.
147. Hamid SS, Farooqui B, Rizvi Q, Sultana T, Siddiqui AA. Risk of transmission and features of hepatitis C after needlestick injuries. *Infect Control Hosp Epidemiol* 1999; 20(1):63-4.
148. Wong JB, Bennett WG, Koff RS, Pauker SG. Pretreatment evaluation of chronic hepatitis C: risks, benefits, and costs. *JAMA* 1998; 280(24):2088-93.
149. Davis GL, Beck JR, Farrell G, Poynard T. Prolonged treatment with interferon in patients with histologically mild chronic hepatitis C: a decision analysis. *J Viral Hepat* 1998; 5(5):313-21.
150. Beard K, Forrester E, Lee A, Burns H, Brodie MJ. Systems and strategies for managing the drugs budget in Glasgow. *BMJ* 1998; 317(7169):1378-81.
151. Making sense of hepatitis C [editorial]. *Lancet* 1998; 352(9139):1485.
152. Stein GL, Fleischman AR. Addiction treatment: promoting a medical approach to substance use. *J Urban Health* 1998; 75(3):558-83.
153. Pless IB. A double standard? Disease v injury [editorial]. *Inj Prev* 1998; 4(3):165.
154. Schottstedt V, Tuma W, Bunger G, Lefevre H. PCR for HBV, HCV and HIV-1 experiences and first results from a routine screening programme in a large blood transfusion service. *Biologicals* 1998; 26(2):101-4.
155. Ducret N, Mercier S, Colin C *et al*. [National study of screening practices for hepatitis C among hemodialysis patients. Hepatitis Group]. *Nephrologie* 1998; 19(4):217-22.
156. Koretz RL. Interferon in wonderland. *Gastroenterology* 1998; 115(4):1027-9.
157. Sreevatsan S, Bookout JB, Ringpis FM *et al*. Algorithmic approach to high-throughput molecular screening for alpha interferon-resistant genotypes in hepatitis C patients. *J Clin Microbiol* 1998; 36(7):1895-901.
158. Wong JB. Interferon treatment for chronic hepatitis B or C infection: costs and effectiveness. *Acta Gastroenterol Belg* 1998; 61(2):238-42.
159. Kondro W. Revised estimates of hepatitis C from tainted blood published [news]. *Lancet* 1998; 352(9126):466.
160. Larcos G, Sorokopud H, Berry G, Farrell GC. Sonographic screening for hepatocellular carcinoma in patients with chronic hepatitis or cirrhosis: an evaluation. *AJR Am J Roentgenol* 1998; 171(2):433-5.
161. Fineschi V, Cateni C, Fanetti PL, Turillazzi E. No-fault compensation for transfusion-associated hepatitis B virus, hepatitis C virus, and HIV infection: Italian law and the Tuscan experience. *Transfusion* 1998; 38(6):596-

- 601.
162. Koretz RL. Less than an ounce of prevention. *Gastroenterology* 1998; 115(1):234-6.
  163. Brown K, Crofts N. Health care costs of a continuing epidemic of hepatitis C virus infection among injecting drug users. *Aust N Z J Public Health* 1998; 22(3 Suppl):384-8.
  164. Pawlotsky JM, Lonjon I, Hezode C *et al*. What strategy should be used for diagnosis of hepatitis C virus infection in clinical laboratories? *Hepatology* 1998; 27(6):1700-2.
  165. Hoey J. Hepatitis C as medical misadventure [editorial]. *CMAJ* 1998; 158(11):1463-4.
  166. McGregor M. The hepatitis C disaster [editorial]. *CMAJ* 1998; 158(11):1461-2.
  167. Kilgore ML, Pacifico AD. Shed mediastinal blood transfusion after cardiac operations: a cost-effectiveness analysis. *Ann Thorac Surg* 1998; 65(5):1248-54.
  168. Lapane KL, Jakiche AF, Sugano D, Weng CS, Carey WD. Hepatitis C infection risk analysis: who should be screened? Comparison of multiple screening strategies based on the National Hepatitis Surveillance Program. *Am J Gastroenterol* 1998; 93(4):591-6.
  169. McHutchison J, Blatt L, Sedghi Vaziri A, Russell J, Schmid P, Conrad A. Is there an optimal time to measure quantitative HCV RNA to predict non-response following interferon treatment for chronic HCV infection? *J Hepatol* 1998; 29(3):362-8.
  170. Owens DK. In the eye of the beholder: assessment of health-related quality of life [editorial; comment]. *Hepatology* 1998; 27(1):292-3.
  171. Faure C, Gasser P, Douet MC. [Cost evaluation of therapeutic management of patients with chronic hepatitis C]. *Therapie* 1997; 52(6):553-8.
  172. [Hepatitis B and hepatitis C, a high stake for public health: how to reconcile health cost control and public health expenses?]. *Allerg Immunol Paris* 1997; 29(7):215-8.
  173. Koff RS. Interferon-alpha for chronic hepatitis C: reducing the uncertainties [editorial; comment]. *Ann Intern Med* 1997; 127(10):918-20.
  174. Kim WR, Poterucha JJ, Hermans JE *et al*. Cost-effectiveness of 6 and 12 months of interferon-alpha therapy for chronic hepatitis C [see comments]. *Ann Intern Med* 1997; 127(10):866-74.
  175. Bennett WG, Inoue Y, Beck JR, Wong JB, Pauker SG, Davis GL. Estimates of the cost-effectiveness of a single course of interferon-alpha 2b in patients with histologically mild chronic hepatitis C [see comments]. *Ann Intern Med* 1997; 127(10):855-65.
  176. Williams CD, Linch DC. Interferon alfa-2a. *Br J Hosp Med* 1997; 57(9):436-9.
  177. Rotily M, Loubiere S, Nixon J, Bourliere M, Halfon P, Moatti JP. [Should hepatitis C be screened? Socioeconomic analysis of different screening strategies for chronic hepatitis C in French population]. *Gastroenterol Clin Biol* 1997; 21(1 Pt 2):S33-40.
  178. Colin C, Vergnon P, Jullien AM, Excoffier S, Matillon Y, Trepo C. Cost-effectiveness of screening blood donors for hepatitis C and non-A, non-B, non-C hepatitis. The EATHIS Eco Research Group. European Acute Transfusion Hepatitis Interferon Study. *Eur J Clin Microbiol Infect Dis* 1997; 16(3):220-7.
  179. Fabrizi F, Lunghi G, Raffaele L *et al*. Serologic survey for control of hepatitis C in haemodialysis patients: third-generation assays and analysis of costs. *Nephrol Dial Transplant* 1997; 12(2):298-303.
  180. Koff RS. Therapy of hepatitis C: cost-effectiveness analysis. *Hepatology* 1997; 26(3 Suppl 1):152S-5S.
  181. Herrera GA, Lackritz EM, Janssen RS *et al*. Serologic test for syphilis as a surrogate marker for human immunodeficiency virus infection among United States blood donors [see comments]. *Transfusion* 1997; 37(8):836-40.
  182. Bergmann JF. [Treatment of chronic hepatitis C: doubts about a cost-effectiveness analysis (letter; comment)]. *Gastroenterol Clin Biol* 1997; 21(4):336-8.
  183. Management of healthcare workers infected with hepatitis B virus, hepatitis C virus, human immunodeficiency virus, or other bloodborne pathogens. AIDS/TB Committee of the Society for Healthcare Epidemiology of America. *Infect Control Hosp Epidemiol* 1997; 18(5):349-63.
  184. Lavanchy D. The threat to public health of hepatitis C. *Res Virol* 1997; 148(2):143-5.
  185. Quinn PG, Johnston DE. Detection of chronic liver disease: costs and benefits. *Gastroenterologist* 1997; 5(1):58-77.
  186. Saily JC, Lebrun T, Coudeville L. [Cost-effective approach to the screening of HIV, HBV, HCV, HTLV in blood donors in France]. *Rev Epidemiol Sante Publique* 1997; 45(2):131-41
  187. Joliot E, Vanlemmens C, Kerleau M *et al*. [Cost-effectiveness analysis of the treatment of chronic hepatitis C (see comments)]. *Gastroenterol Clin Biol* 1996; 20(11):958-67.
  188. Michel P, Merle V, Gourier C, Hochain P, Colin R, Czernichow P. [Compared efficiency of three strategies of management of chronic hepatitis C. Effect on the risk of cirrhosis 8 years after diagnosis]. *Gastroenterol Clin Biol* 1996; 20(1):47-54.
  189. Pol S, Berthelot P. [Economics and health policy: the example of hepatitis C viruses (editorial)]. *Gastroenterol*

- Clin Biol 1996; 20(12):1049-52.
190. Bennett WG, Pauker SG, Davis GL, Wong JB. Modeling therapeutic benefit in the midst of uncertainty: therapy for hepatitis C. *Dig Dis Sci* 1996; 41(12 Suppl):56S-62S.
  191. Vergnon P, Colin C, Jullien AM *et al.* [Medical and economic evaluation of donated blood screening for hepatitis C and non-A, non-B, non-C hepatitis]. *Rev Epidemiol Sante Publique* 1996; 44(1):66-79.
  192. Kaur S, Rybicki L, Bacon BR, Gollan JL, Rustgi VK, Carey WD. Performance characteristics and results of a large-scale screening program for viral hepatitis and risk factors associated with exposure to viral hepatitis B and C: results of the National Hepatitis Screening Survey. National Hepatitis Surveillance Group. *Hepatology* 1996; 24(5):979-86.
  193. Seymour CA. Screening asymptomatic people at high risk for hepatitis C. The case for. *BMJ* 1996; 312(7042):1347-8.
  194. Van Thiel DH, Caraceni P, Molloy PJ *et al.* Chronic hepatitis C in patients with normal or near normal alanine aminotransferase levels: the role of interferon alpha 2b therapy. *J Hepatol* 1995; 23(5):503-8.
  195. Busch MP, Korelitz JJ, Kleinman SH, Lee SR, AuBuchon JP, Schreiber GB. Declining value of alanine aminotransferase in screening of blood donors to prevent posttransfusion hepatitis B and C virus infection. The Retrovirus Epidemiology Donor Study [see comments]. *Transfusion* 1995; 35(11):903-10.
  196. Koff RS, Seeff LB. Economic modeling of treatment in chronic hepatitis B and chronic hepatitis C: promises and limitations [editorial; comment]. *Hepatology* 1995; 22(6):1880-2.
  197. Dusheiko GM, Roberts JA. Treatment of chronic type B and C hepatitis with interferon alfa: an economic appraisal [see comments]. *Hepatology* 1995; 22(6):1863-73.
  198. Leikin EL, Reinus JF, Schmell E, Tejani N. Epidemiologic predictors of hepatitis C virus infection in pregnant women. *Obstet Gynecol* 1994; 84(4):529-34.
  199. Sallie R. Cost effectiveness of interferon in chronic active hepatitis C [letter; comment]. *Med J Aust* 1994; 161(2):169-70.
  200. Turnbull C, Sugano D. Cost effectiveness of interferon in chronic active hepatitis C [letter; comment]. *Med J Aust* 1994; 161(2):169; discussion 170.
  201. Shiell A, Briggs A, Farrell GC. The cost effectiveness of alpha interferon in the treatment of chronic active hepatitis C [see comments]. *Med J Aust* 1994; 160(5):268-72.
  202. Mizui M, Moriya T, Yoshizawa H *et al.* A novel agglutination method for screening of HIV and HCV antibody testing with 5-microliters reagents: reduction of cost and time with high sensitivity. *Vox Sang* 1994; 67(3):315-6.
  203. AuBuchon JP, Birkmeyer JD. Safety and cost-effectiveness of solvent-detergent-treated plasma. In search of a zero-risk blood supply. *JAMA* 1994; 272(15):1210-4.
  204. Davis GL. Initial results with recombinant interferon alfa-2b in patients with chronic hepatitis C: the United States experience. *Gut* 1993; 34(2 Suppl):S109-11.
  205. Randerson DH. Cost effectiveness and biotechnology. *Australas Biotechnol* 1992; 2(6):361-4.
  206. Farrell GC. Interferon treatment for chronic viral hepatitis in Australia: is it worth it? [see comments]. *Med J Aust* 1992; 156(12):873-6.
  207. Stuart Harris RC, Lauchlan R, Day R. The clinical application of the interferons: a review. NSW Therapeutic Assessment Group [see comments]. *Med J Aust* 1992; 156(12):869-72.
  208. Wright TL. Chronic hepatitis B and C. What is the status of drug therapy? *Postgrad Med* 1992; 92(4):75-82.
  209. Battezzati PM, Podda M, Bruno S *et al.* Factors predicting early response to treatment with recombinant interferon alpha-2a in chronic non-A, non-B hepatitis. Preliminary report of a long-term trial. *Ital J Gastroenterol* 1992; 24(9):481-4.
  210. Elawad A, Benoni G, Montgomery F, Hyddmark U, Persson U, Fredin H. Cost effectiveness of blood substitution in elective orthopedic operations. *Acta Orthop Scand* 1991; 62(5):435-9.
  211. Davis GL. Recombinant alpha-interferon treatment of non-A, and non-B (type C) hepatitis: review of studies and recommendations for treatment. *J Hepatol* 1990; 11 Suppl 1:S72-7.
  212. Garcia de Ancos JL, Roberts JA, Dusheiko GM. An economic evaluation of the costs of alpha-interferon treatment of chronic active hepatitis due to hepatitis B or C virus. *J Hepatol* 1990; 11 Suppl 1:S11-8.

### ***IDU and Economics***

213. Snyder DC, Paz EA, Mohle Boetani JC, Fallstad R, Black RL, Chin DP. Tuberculosis prevention in methadone maintenance clinics. Effectiveness and cost-effectiveness. *Am J Respir Crit Care Med* 1999; 160(1):178-85.
214. Jacobs P, Calder P, Taylor M, Houston S, Saunders LD, Albert T. Cost effectiveness of Streetworks' needle exchange program of Edmonton. *Can J Public Health* 1999; 90(3):168-71.
215. van Ameijden EJ, Krol A, Vlahov D, Flynn C, van Haastrecht HJ, Coutinho RA. Pre-AIDS mortality and morbidity among injection drug users in Amsterdam and Baltimore: an ecological comparison. *Subst Use Misuse* 1999; 34(6):845-65.
216. Moran T. Swapping for life. *Tex Med* 1999; 95(2):52-5.
217. Lurie P, Miller S, Hecht F, Chesney M, Lo B. Postexposure prophylaxis after nonoccupational HIV exposure: clinical, ethical, and policy considerations. *JAMA* 1998; 280(20):1769-73.
218. Stein GL, Fleischman AR. Addiction treatment: promoting a medical approach to substance use. *J Urban Health* 1998; 75(3):558-83.
219. Rich JD, Dokson L, Dickinson BP. The economic cost of strict syringe control. *Med Health R I* 1998; 81(6):207-8.
220. Des Jarlais DC. "Single-use" needles and syringes for the prevention of HIV infection among injection drug users. *J Acquir Immune Defic Syndr Hum Retrovirol* 1998; 18 Suppl 1:S52-6.
221. Weinstein B, Toce P, Katz D, Ryan LL. Peer education of pharmacists and supplying pharmacies with IDU packets to increase injection drug users' access to sterile syringes in Connecticut [letter]. *J Acquir Immune Defic Syndr Hum Retrovirol* 1998; 18 Suppl 1:S146-7.
222. Holtgrave DR, Pinkerton SD, Jones TS, Lurie P, Vlahov D. Cost and cost-effectiveness of increasing access to sterile syringes and needles as an HIV prevention intervention in the United States. *J Acquir Immune Defic Syndr Hum Retrovirol* 1998; 18 Suppl 1:S133-8.
223. Lurie P, Gorsky R, Jones TS, Shomphe L. An economic analysis of needle exchange and pharmacy-based programs to increase sterile syringe availability for injection drug users. *J Acquir Immune Defic Syndr Hum Retrovirol* 1998; 18 Suppl 1:S126-32.
224. Brown K, Crofts N. Health care costs of a continuing epidemic of hepatitis C virus infection among injecting drug users. *Aust N Z J Public Health* 1998; 22(3 Suppl):384-8.
225. Lapane KL, Jakiche AF, Sugano D, Weng CS, Carey WD. Hepatitis C infection risk analysis: who should be screened? Comparison of multiple screening strategies based on the National Hepatitis Surveillance Program. *Am J Gastroenterol* 1998; 93(4):591-6.
226. Gold M, Gafni A, Nelligan P, Millson P. Needle exchange programs: an economic evaluation of a local experience [see comments]. *CMAJ* 1997; 157(3):255-62.
227. Pinkerton SD, Holtgrave DR, Bloom FR. Postexposure treatment of HIV [letter; comment]. *N Engl J Med* 1997; 337(7):500-1.
228. Hurley SF, Jolley DJ, Kaldor JM. Effectiveness of needle exchange programmes for prevention of HIV infection. *Lancet* 1997; 349:1797-1800.
229. French MT, Martin RF. The costs of drug abuse consequences: a summary of research findings. *J Subst Abuse Treat* 1996; 13(6):453-66.
230. Van Haastrecht HJ, Bindels PJ, Sluijs TA, Van den Hoek AA, Reijneveld SA, Coutinho RA. The impact of drug users on inpatient hospital care during the human immunodeficiency virus epidemic in Amsterdam. *Int J Epidemiol* 1996; 25(4):846-53.
231. Rohrer JE, Vaughan MS, Cadoret RJ, Carswell C, Patterson A, Zwick J. Effect of centralized intake on outcomes of substance abuse treatment [see comments]. *Psychiatr Serv* 1996; 47(11):1233-8.
232. Herbst MD, Batki SL, Manfredi LB, Jones T. Treatment outcomes for methadone clients receiving lump-sum payments at initiation of disability benefits [see comments]. *Psychiatr Serv* 1996; 47(2):119-20, 142.
233. Sibthorpe B, Fleming D, Tesselaar H, Gould J, Nichols L. The response of injection drug users to free treatment on demand: implications for HIV control. *Am J Drug Alcohol Abuse* 1996; 22(2):203-13.
234. Bretteville Jensen AL, Sutton M. The income-generating behaviour of injecting drug-users in Oslo. *Addiction* 1996; 91(1):63-79.
235. Stimson GV. Has the United Kingdom averted an epidemic of HIV-1 infection among drug injectors? [editorial]. *Addiction* 1996; 91(8):1085-8; discussion 1089-99.
236. Villari P, Fattore G, Siegel JE, Paltiel AD, Weinstein MC. Economic evaluation of HIV testing among intravenous drug users. An analytic framework and its application to Italy. *Int J Technol Assess Health Care* 1996; 12(2):336-57.
237. Kelen GD, Hexter DA, Hansen KN *et al.* Feasibility of an emergency department-based, risk-targeted voluntary HIV screening program. *Ann Emerg Med* 1996; 27(6):687-92.

238. Wells EA, Fleming C, Calsyn DA, Jackson TR, Saxon AJ. Users of free treatment slots at a community-based methadone maintenance clinic. *J Subst Abuse Treat* 1995; 12(1):13-8.
239. Gorsky RD, MacGowan RJ, Swanson NM, DelGado BP. Prevention of HIV infection in drug abusers: a cost analysis. *Prev Med* 1995; 24(1):3-8.
240. Kerleau M, Flori YA, Nalpas B, Lanoe JL, Berthelot P, Fardeau Gautier M. [Cost-benefit analysis of vaccinal prevention of hepatitis B policy]. *Rev Epidemiol Sante Publique* 1995; 43(1):48-60.
241. Bradley CJ, French MT, Rachal JV. Financing and cost of standard and enhanced methadone treatment. *J Subst Abuse Treat* 1994; 11(5):433-42.
242. Freedberg KA, Malabanan A, Samet JH, Libman H. Initial assessment of patients infected with human immunodeficiency virus: the yield and cost of laboratory testing. *J Acquir Immune Defic Syndr* 1994; 7(11):1134-40.
243. Ettner SL, Weissman J. Utilization of formal and informal home care by AIDS patients in Boston: a comparison of intravenous drug users and homosexual males. *Med Care* 1994; 32(5):459-70.
244. Justice A. Effects of intravenous drug use and gender on the cost of hospitalization for patients with AIDS [letter; comment]. *J Acquir Immune Defic Syndr* 1994; 7(5):525-6.
245. Stein MD. Injected-drug use: complications and costs in the care of hospitalized HIV-infected patients. *J Acquir Immune Defic Syndr* 1994; 7(5):469-73.
246. Berg JE, Andersen S. Street sale of heroin--a profitable way of making a living? *Drug Alcohol Depend* 1993; 32(3):287-91.
247. Bux DA, Iguchi MY, Lidz V, Baxter RC, Platt JJ. Participation in an outreach-based coupon distribution program for free methadone detoxification. *Hosp Community Psychiatry* 1993; 44(11):1066-72.
248. Eisenhandler J, Drucker E. Opiate dependency among the subscribers of a New York area private insurance plan. *JAMA* 1993; 269(22):2890-1.
249. Wodak A. Preventing the spread of HIV among Australian injecting drug users. *Forensic Sci Int* 1993; 62(1-2):83-7.
250. Pavia AT, Benyo M, Niler L, Risk I. Partner notification for control of HIV: results after 2 years of a statewide program in Utah. *Am J Public Health* 1993; 83(10):1418-24.
251. Seage GR 3d, Hertz T, Stone VE, Epstein AM. The effects of intravenous drug use and gender on the cost of hospitalization for patients with AIDS [see comments]. *J Acquir Immune Defic Syndr* 1993; 6(7):831-9.
252. Spencer NE, Hoffman RE, Raevsky CA, Wolf FC, Vernon TM. Partner notification for human immunodeficiency virus infection in Colorado: results across index case groups and costs. *Int J STD AIDS* 1993; 4(1):26-32.
253. Alcabes P, Vlahov D, Anthony JC. Characteristics of intravenous drug users by history of arrest and treatment for drug use. *J Nerv Ment Dis* 1992; 180(1):48-54.
254. Brandeau ML, Owens DK, Sox CH, Wachter RM. Screening women of childbearing age for human immunodeficiency virus. A cost-benefit analysis. *Arch Intern Med* 1992; 152(11):2229-37.
255. Bokos PJ, Mejta CL, Mickenberg JH, Monks RL. Case management: an alternative approach to working with intravenous drug users. *NIDA Res Monogr* 1992; 127:92-111.
256. McCoy HV, Dodds S, Rivers JE, McCoy CB. Case management services for HIV-seropositive IDUs. *NIDA Res Monogr* 1992; 127:181-207.
257. Bennett CL, Pascal A, Cvitanic M, Graham V, Kitchens A, DeHovitz JA. Medical care costs of intravenous drug users with AIDS in Brooklyn. *J Acquir Immune Defic Syndr* 1992; 5(1):1-6.
258. Lampinen TM. Cost-effectiveness of drug abuse treatment for primary prevention of acquired immunodeficiency syndrome: epidemiologic considerations. *NIDA Res Monogr* 1991; 113:114-28.
259. Dobson J. Health reform and services for intravenous drug users [letter]. *N Z Med J* 1991; 104(923):480.
260. Solomon L, Frank R, Vlahov D, Astemborski J. Utilization of health services in a cohort of intravenous drug users with known HIV-1 serostatus. *Am J Public Health* 1991; 81(10):1285-90.
261. Should the Feds provide needles to drug users? [news]. *RN* 1991; 54(10):15.
262. Fischer D. [AIDS model program of the Federal Government--an interim evaluation]. *Offentl Gesundheitswes* 1990; 52(8-9):425-31.
263. Crystal S, Dengelegi L, Beck P, Dejowski E. AIDS contact notification: initial program results in New Jersey. *AIDS Educ Prev* 1990; 2(4):284-95.
264. Crofts N, Thompson N, Kaldor J. Epidemiology of the hepatitis C virus. Communicable Diseases Network Australia and New Zealand. Canberra: Commonwealth Department of Health and Aged Care, 1999. Communicable Disease Intelligence; Technical Report Series No. 3. References:147-93.
265. Mather D, Crofts N. A computer model of the spread of hepatitis C virus among injecting drug users. *Eur J Epidemiol* 1999;15:5-10.

**Wiessing LG, Hartnoll R, Houweling H, Jager JC, Downs AM, Hamers F: Impact and Control of AIDS, HIV, and Hepatitis B and C Among Injecting Drug Users in Europe: An Exploratory Overview. Also in: inaugural meeting report. National Institute of Drug Abuse, National Institutes of Health, US Department of Health and Human Services: 1999, 23-35**

### **Introduction**

This paper aims to give a general overview of the spread of HIV/AIDS, HBV, and HCV among IDUs in Europe by describing recent data collected by two European monitoring centres: EMCDDA and CESES. Also presented are relevant modelling data that were obtained in the framework of the European Union Concerted Action on Multinational AIDS Scenarios (BMH1-CT94-1723), co-ordinated by the Netherlands National Institute of Public Health and the Environment (RIVM). Because of the differences in geographic coverage of the available data and estimates, the main emphasis of this paper is on countries of the EU (see tables 1 and 2). Information on reported AIDS cases is available from CESES also for Central and Eastern Europe (and Asian countries of the former Soviet Union). As results came from different studies and monitoring activities, a thematic structure was chosen for this overview. After a description of patterns of the spread of AIDS among IDUs, estimates are presented of historical HIV incidence derived by back-calculation from AIDS cases followed by recent data on seroprevalence of HIV, HBV, and HCV. Finally, a general impression is given of implementation and possible effects of harm-reduction measures in countries of the EU.

### **AIDS Among IDUs in Europe**

Data on all AIDS cases reported in Europe are collected by CESES (1998). Among IDUs, a northeast to southwest gradient exists in AIDS incidence (figure 1), and differences between countries are large (Hamers et al. 1997). Highest incidences are reported in France, Switzerland, Italy, Portugal, and Spain (incidence rates of 7 to 73 cases per million total population in 1997) and much lower incidences in other countries (incidence rates of 0 to 5 per million). In the countries with high AIDS incidence among IDUs, the high levels of HIV are an important source of heterosexual transmission to non-IDUs (Downs, Hamers et al. 1998). In 1990, IDUs became the predominant transmission group among AIDS cases, surpassing homosexual and bisexual men (figure 2). After a slowdown in the rate of increase, AIDS incidence among IDUs increased substantially in 1993 and 1994 because of the widening of the AIDS case definition to include pulmonary tuberculosis (TB). This broader definition had a particularly marked effect in Spain where there is a high prevalence of TB infection among HIV-infected persons. Since mid-1996, however, strong declines in AIDS incidence have occurred, in part because of the effectiveness of highly active antiretroviral treatments that delay AIDS onset in HIV-infected patients (CESES 1998, Termorshuizen and Houweling 1997). These declines have not occurred in all countries, which might indicate differences in the uptake of pre-AIDS treatment. In Portugal this seems to be practically non-existent among IDUs (Portugal National Focal Point, personal communication). However, the fact that the epidemic in Portugal is still in its early phase makes interpretation difficult.

### **Birth Cohort Analysis of AIDS among IDUs**

Plotting the incidence of AIDS among IDUs by 5-year birth cohort (each group born in successive 5-year periods) can show the effect of AIDS over “generations” of IDUs (Stoneburner et al. 1993). This has been done with data from 12 Western European countries up to 1994 (figure 3) (Houweling et al., in press). The incidence curve for the oldest birth cohort, born between 1950 and 1954, shows that this cohort was never very much affected by AIDS. Among IDUs born between 1955 and 1959, incidence still does not show a steep increase but already reaches much higher levels. The next birth cohort, IDUs born between 1960 and 1964, has been most affected by the epidemic. They moved from ages 15 to 20 to ages 25 to 30 between 1980 and 1990, so the years of highest HIV incidence probably coincided with the ages of maximum drug use. However, more important for current prevention policy is the fact that in recent years the two youngest birth cohorts still show strong increases in AIDS incidence although maximum levels are lower so far. These lower levels indicate that the levelling off or even decline of total incidence in some countries may mask continued rising incidence in new cohorts of young drug users. Over the years, the epidemic appears to have been continuously reaching young people, resulting in important increases in incidence in these subgroups.

### **Estimation of the HIV Incidence Curve for IDUs by Back-Calculation**

Because of the AIDS virus' long and variable incubation time, AIDS incidence gives a delayed and diffuse picture of the transmission dynamics of HIV. However, using modelling techniques, it is possible to estimate the most likely historical HIV incidence curve on the basis of reported AIDS incidence and the incubation time distribution as estimated in cohort studies. Within a multinational EU project (BMH1-CT94-1723, Jager and Ruitenbergh 1997) and using the European AIDS data corrected for reporting delay, the underlying HIV incidence curves were reconstructed (Downs, Heisterkamp et al. 1998; Houweling et al. 1998) using a nonparametric back-calculation model (Heisterkamp, Downs, and van Houwelingen, in press; Downs et al. 1997) modified to include age as a covariate and effects of the 1993 change in the AIDS case definition [details to be published elsewhere (Downs et al., submitted)]. Disease progression was modelled by a 7-stage Markov model with parameters estimated from a Dutch cohort of IDUs (Hendriks et al. 1998) and age factors derived from the Multicohort Analysis Project Workshop (1994). From the results (figure 4), the first thing that becomes apparent is that HIV-incidence curves have a shape different from AIDS-incidence curves, showing during the first years the peaked epidemic curve of many nonsexually transmitted infectious diseases. In general, HIV incidence rises very quickly, infecting the most susceptible individuals in a few years, after which it declines rapidly because of the decreasing number of susceptible IDUs in the population. However, as long as HIV prevalence remains high, any newly susceptible (i.e., needle-sharing) IDU entering the population will have a high risk of infection. It is difficult to distinguish the effects of behaviour change from those of saturation, particularly as the total population size of (susceptible), IDUs is unknown. However, it is clear that any behaviour change has to be rapid and timely to prevent early massive HIV infection rates among IDUs.

Back-calculation estimates by birth cohort show that in EU countries the oldest birth cohorts (born between 1950 and 1960) experienced the peak of HIV incidence at about the same time. In other words, at the beginning of the epidemic the virus infected susceptible IDUs rapidly without much distinction by age. In contrast, the



younger cohorts started to become infected later, only after entering the IDU populations. The cohort born between 1965 and 1969 and especially the one born between 1970 and 1974 were mainly infected after 1990. This infection incidence again reflects how young and new drug users entering the population continued to become infected even at a time when the total HIV incidence rates among IDUs were declining greatly after the first epidemic phase of the 1980s.

Back-calculation estimates by country show very large differences, of the same order of magnitude as those seen in the reported AIDS cases on which the estimates are based. Figures 5a and 5b show results for some EU countries with low incidences of HIV, (Belgium, Germany, Denmark, United Kingdom [UK], Netherlands), and some countries with high incidences (Portugal, Spain, Italy, France). The less affected countries have an estimated peak HIV incidence of between 5 and 16 cases per million total population per year, whereas the most affected countries have peak incidences of 100 to 400 cases per million. Such large differences cannot be explained by differences in the prevalence of injection drug use only. There are certainly differences in prevalence of drug use between countries but not to such an extreme extent, as available estimates of problem drug use (mostly injection usage) prevalence differ by a factor of only about 3 to 5 (EMCDDA 1998). The differences in HIV incidence must therefore be related to (inter-related) differences in risk behaviour, other risk factors, or the public health response. Especially disturbing is that HIV incidence in Portugal appears to have begun to rise only after 1990, long after awareness of AIDS and the possibility of prevention existed in Europe. Furthermore, it seems not to have started levelling off until 1994 although it must be borne in mind that back-calculation estimates for the most recent years are uncertain. In Spain the second peak in the estimated HIV curve seems to be unsupported by national trends data of HIV seroprevalence (not shown) and may be the result of allowing for the change in the AIDS case definition or some other factor in AIDS reporting.

#### **Data on HIV Prevalence among IDUs in the EU**

HIV seroprevalence data for IDUs in all EU countries (table 1) were collected for the first time by the EMCDDA in 1997 and updated in 1998. These data are reported by the National Focal Points, which together with the EMCDDA form the Reitox network. It is still not possible to consider these data comparable because they are from different types of sources, ranging from IDUs in treatment in several countries to opiate overdose deaths in Austria and self-reports of test results in France and Greece. However, even if sources are heterogeneous and sometimes only local or clearly biased, the low HIV prevalence of 0 percent from self-reports of IDUs attending a syringe exchange program in Finland, 0.6 percent from the Unlinked Anonymous surveillance system in England and Wales, and 0.5 percent (screening) to 2.0 percent (self-reports) in Greece, contrast sharply with the 16 to 20 percent in France, 16 percent in Italy, and 30 percent in Spain. It is therefore clear that there remain large differences in HIV prevalence between countries. Trends in prevalence are again derived from different sources and show stable or declining HIV prevalence in most countries of the EU. From Portugal, although a rise in seroprevalence among IDUs in drug treatment in 1995 was initially reported (EMCDDA 1997), consistent with other information such as the results from back-calculation, the trend appears to have reversed in 1996 and may at present be considered stable (1994: 14 percent; 1995: 18 percent; 1996: 14 percent). From Belgium also a temporary strong increase was

reported in HIV notifications of young IDUs, and more recent data from drug users in treatment indicate a stabilisation.

### **AIDS and HIV in Central and Eastern Europe**

Unlike the situation in Western Europe, the AIDS epidemic in IDUs in Central and Eastern Europe is still barely visible, except for Poland and the former Yugoslavia (CESES 1998). Strong increases in HIV prevalence have recently been recorded in Poland and in some countries of the former Soviet Union, such as Ukraine, and circumstances favouring a rapid spread among IDUs have been described (Khodakevich et al. 1997). These include non-existence or limited coverage of syringe exchange programs, police enforcement of laws prohibiting the carrying and distribution of syringes, dangerous injection practices, and widespread needle sharing. Also, there have been reports about the contamination of opiates with HIV during the production phase before distribution (Alcabes et al. 1998). Although AIDS incidence among IDUs in Central and Eastern Europe is low, reliable HIV data are scarce, and the developments in Poland and the former Soviet Union suggest that it may be a matter only of some years before epidemics occur in more countries. Therefore, HIV prevention programs are urgently needed.

### **HBV and HCV among IDUs in the EU**

At the beginning of the 1990s there was some confusion whether the high levels of HCV found among IDUs reflected a new epidemic. Antibody tests have been available only since 1989, and the high prevalences found since then in different parts of the world, as well as some retrospective analyses of stored sera of IDUs, indicate that the virus probably began to spread before the HIV epidemic. It appears further that HIV prevention is not sufficient to prevent the spread of HCV because it is much more easily transmitted than HIV, not only through blood or needle-sharing, but also through sharing other equipment used for injecting drugs (spoons, cotton, water). In view of its extremely high prevalence, HCV may, for IDUs, be as important as HIV in public health terms; HCV infection can cause liver cirrhosis and cancer that may lead to premature death.

Seroprevalence data on HBV and HCV among IDUs, collected through the EMCDDA/Reitox network of National Focal Points, are presented in table 2. To our knowledge these are the first available seroprevalence data on HBV and HCV among IDUs in EU countries, and even if they are assembled from incomparable sources, they can give a crude impression of the spread of these viruses. In general the levels of HBV are lower than those of HCV. Besides a possible difference in infectivity, this is probably due for the most part to the fact that a much larger proportion of those infected with HCV than HBV develops chronic infection and remains able to infect others. The prevalence of antibodies against HBV ranges from about 20 percent in Denmark, Luxembourg, and the UK to about 60 percent in treatment samples in the Netherlands and Spain. Vaccination of IDUs is currently increasing so that these data are turning into an indicator for the potential of further vaccination rather than of levels of those ever infected. For HCV, much higher levels of prevalence are reported, ranging from about 50 percent in several countries to more than 90 percent in Sweden and Greece (the very low prevalence in Luxembourg may be unreliable because it is based on self-reports). These data indicate that HBV and HCV have spread widely among IDUs in Europe as in other parts of the world. A French study estimated that roughly 500,000 current IDUs in the EU were infected with HCV in 1996 (Nalpas et

al. 1998). This may still be a gross underestimation of all prevalent IDU-related infections because it does not take into account infections in former IDUs.

### **Harm Reduction in the EU**

Whereas traditional demand reduction focused on reducing drug consumption through prevention and treatment, the first aim of a harm-reduction approach is to minimise adverse health and social consequences of drug use. A broader vision of harm reduction includes substitution treatment to reduce injection drug use. A more limited implementation in the area of infectious diseases at least encompasses the availability of syringes through pharmacies and syringe exchange programs, provision of condoms, and HIV counselling and testing. The data presented in table 3 were extracted from qualitative descriptions in the 1997 national reports on the drug situation provided by the National Focal Points. Where possible the time when these measures were implemented and whether they have national coverage were assessed. Furthermore, some information was available on injection drug use trends and rates of injection drug use among opiate users in treatment.

From table 3 it becomes clear that in practice harm reduction has become the norm in most countries of the EU. This is interesting in itself, given the different impression arising from some recent political controversies on national drug policies. Syringes are available in all countries, and condoms and HIV counselling and testing seem to be widely available. Substitution treatment also exists in all countries (EMCDDA 1998), mostly in the form of oral methadone. Even heroin trials have started in the Netherlands following Switzerland, which is not an EU country. However, coverage and intensity of harm-reduction measures vary considerably and can probably still be improved. From the national reports it appears that syringe availability is not always nationwide and that it depends much on local or regional initiatives, although these may be more frequent in high-risk areas. Sweden and Finland have only very limited syringe exchange programs, and Finland recently restricted the availability of syringes in pharmacies. In France, substitution treatment, although strongly increasing, mostly involves buprenorphine, which is often injected although methadone programs are also developing. In Germany, large differences exist between regions and cities in the implementation of harm-reduction measures.

If harm-reduction measures are becoming common practice, this has mostly been occurring in recent years. Can harm-reduction measures therefore have had much effect on the HIV epidemic in the EU? From table 3 it appears that in several countries harm-reduction measures have been implemented only in the 1990s, years after widespread HIV infection of IDUs had already occurred. A recent evaluation of syringe exchange programs in Spain, France, and Italy, the most affected countries in Europe, found that these programs have mostly been introduced after 1993, although the unrestricted distribution of syringes through pharmacies has existed in France since 1987 (PESESUD 1998). In these countries the effects on seroprevalence may start to become visible in the years to come. Other countries, however, were more timely in implementing harm-reduction measures. The first countries to introduce syringe exchange programs were the UK, the Netherlands, and Sweden (which, however, always remained limited to only two programs). Substitution treatment was available early in the UK, the Netherlands, Italy, and Denmark. In the UK, the early and strong response has probably helped to avert a large HIV epidemic (Stimson 1996), but in the Netherlands syringe exchange programs were introduced only after

the initial epidemic among IDUs in Amsterdam had already occurred. Nevertheless, in a well-documented cohort study it was concluded that the combined harm-reduction measures in Amsterdam had decreased injection risk behaviours (van Ameijden et al. 1994). Harm-reduction measures have thus most probably prevented many infections in some countries such as the UK and the Netherlands, but in other countries they were introduced too late and on a too limited scale to prevent major HIV epidemics.

Even when it is difficult to assess what the specific contribution of harm-reduction measures has been in the EU, in general, risk of infection has decreased since the 1980s as shown by age-specific HIV incidence by back-calculation (figure 4). This may partly be the result of the early harm-reduction measures, partly the result of autonomous behaviour changes by IDUs in response to information and awareness of AIDS in the general media, and partly because those at highest risk were already infected (saturation effects or depletion of susceptibles). It is not possible to disentangle the relative effects of these factors. Declines in injection drug use have been reported over the past 10 years from several countries and were perhaps greater in countries with either a high prevalence of HIV or an early-occurring HIV epidemic. For example, Greece, which never experienced an HIV epidemic among IDUs, still reports a figure of 82 percent IDUs among opiate users in treatment. In contrast, in the Netherlands, which was affected early in the 1980s, injection drug use among opiate users in treatment decreased a great deal to a current rate of about 14 percent. However, other factors seem to play a role, too. In Spain, IDUs have been widely infected, and strong declines in injection drug use have been reported (De La Fuente et al. 1997). These declines were similar in areas with high or low prevalence of HIV and may have been associated with the type of heroin on the market (smokable or injectable) rather than with HIV prevalence levels. Moreover, no important decreases in injection drug use have been reported in Italy and France, although the IDU populations in these countries are among the most heavily affected by HIV. In Austria, injection drug use even increased after 1990, and this was apparently associated with new heroin transport routes after the opening of the borders to Eastern Europe.

Indeed, although the effect of harm-reduction measures has become visible in some countries, and they are now being increasingly implemented on a larger scale, coverage at the EU level also seems insufficient if judged by data on rates of infection reported in the previous sections of this paper. Back-calculation by country and by birth cohort suggests continuing HIV transmission in new generations of IDUs, even though at lower levels than in the 1980s and with large differences between countries (see figures 5a and 5b). In Portugal, AIDS incidence continued to increase until at least 1997 (data from CESES, presented in EMCDDA's 1998 annual report), whereas the back-calculation estimates also suggest that the HIV epidemic in Portugal started after 1986 and kept growing until at least 1992–1993. Account should further be taken of the continuing very high rates of HIV in seroprevalence data from southwestern European countries (Spain, Italy, Portugal, and France), even though prevalence among IDUs is slowly declining in Spain, Italy, and France. From available seroprevalence studies, we know that rates of HBV and HCV are extremely high among IDUs all over the EU, while other studies indicate the high risk of transmission of HIV, HBV, and HCV in prisons (Weilandt and Rotily 1998).

## Conclusion

AIDS incidence in IDUs is strongly declining due to new treatments. However, different sources of data indicate that HIV, HBV, and HCV infections are not under control and still constitute a major health burden for IDUs in Europe. Transmission of these viral infections continues into new generations of IDUs in Europe. Harm reduction has by now become an acceptable option in most EU countries, but coverage can still be improved.

## Acknowledgements

The work described in this paper was carried out in collaboration with many others. For the back-calculations we thank Siem Heisterkamp and Lucilla Ravà. The birth cohort analysis of AIDS data was carried out with Fabian Termorshuizen. For the data collection on AIDS cases and HIV/hepatitis seroprevalence in IDUs, we thank our colleagues at CESES, EMCDDA, and Reitox National Focal Points. We thank all other participants in the EU Concerted Action on Multinational AIDS Scenarios for the stimulating discussions and collaborations. This paper was published in the proceedings of the inaugural meeting of the "Global Research Network Meeting on HIV Prevention in Drug-Using Populations", convened by NIDA and WHO, June 25-26, 1998, Geneva, Switzerland. We are grateful for all the editing involved.

## References

- Alcabes, P.; Grund, J.P.; Beniowski, M.; Bozek, E.; Kaciuba, A.; and Zielinski, A. Possible epidemic spread of HIV by syringe-based drug sharing in Poland: Paradigm for the new AIDS frontier. Twelfth World AIDS Conference, Geneva, June 28–July 3, 1998 [abstract 13186].
- Antoine, D.; and Viguiet, D. La prise en charge des toxicomanes dans les structures sanitaires et sociales en Novembre 1995. *Documents Statistiques n°298*. Service des Études et des Systèmes d'Information, Ministère de l'Emploi et de la Solidarité: Paris, 1998.
- Austria National Focal Point. Trend in prevalence 1993–1997 from Vienna low-threshold service. *Jahresbericht 1996/1997 des Ambulatoriums*. Verein Wiener Sozialprojekte (GANSLWIRT) (undated). Austria National Focal Point: Vienna, 1998a.
- Austria National Focal Point. Sources: *Jahresbericht 1996/1997 des Ambulatoriums*. GANSLWIRT: Vienna, (undated); *Drogenambulanz der Universitätsklinik für Psychiatrie Wien: Jahresbericht 1996*, Vienna (undated); and Hilfe, Information, Orientierung, Beratung (HIOB); information from Web site, accessed August 1998. Austria National Focal Point: 1998b.
- Bätz, B.; and Reymann, G. A diagnostic scheme for virus hepatitis in drug addicts during a qualified detoxification treatment. *Sucht* 43:264–266, 1997.
- Berns, M.P.H.; van Rozendaal, C.M.; Toet, J.; Snijders, B.M.; and Houweling, H. HIV surveillance among injecting drug users in the Netherlands: Survey Rotterdam 1997. *RIVM Rapport 441100007*. National Institute of Public Health and the Environment (RIVM): Bilthoven, 1998.

- Carsauw, H.H.C.; Rozendaal, C.M. van; Scheepens, J.M.F.A.; Hoebe, C.J.P.A.; Meulders, W.A.J.; Jansen, M.; Dorigo-Zetsma, J.W.; and Houweling, H. Infections with HIV, HBV, and HCV among injecting drug users in Heerlen/Maastricht (the Netherlands). *RIVM Rapport 441100006*. RIVM: Bilthoven, 1997.
- De La Fuente, L.; Lardelli, P.; Barrio, G.; Vicente, J.; and Luna, J.D. Declining prevalence of injection as main route of administration among heroin users treated in Spain, 1991–1993. *Eur J Public Health* 7:421–426, 1997.
- Denmark National Focal Point. 1997.
- Downs, A.M.; Hamers, F.F.; Cazein, F.; and Alix J. The HIV/AIDS Epidemic Among Women in Europe: Geographic Diversity and Time Trends. Twelfth World AIDS Conference, Geneva, June 28–July 3, 1998 [abstract 13181].
- Downs, A.M.; Heisterkamp, S.H.; Brunet, J.B.; and Hamers, F.F. Reconstruction and prediction of the HIV/AIDS epidemic among adults in the European Union and in the low prevalence countries of Central and Eastern Europe. *AIDS* 11(5):649–662, 1997.
- Downs, A.M.; Heisterkamp, S.H.; Ravà, L.; Houweling, H.; Hamers, F.F.; Rossi, C.; and Jager, J.C. Incorporating age effects and case definition change into empirical Bayesian back-calculation (EBBC): European Union (EU) action on multinational AIDS scenarios. Twelfth World AIDS Conference, Geneva, June 28–July 3, 1998 [abstract 43484].
- Downs, A.M.; Heisterkamp, S.H.; Ravà, L.; Houweling, H.; Jager, J.C.; and Hamers, F.F. European Union Concerted Action on Multinational AIDS Scenarios. *Epidemiological Impact of HIV/AIDS in the European Union: I. Incorporating Age Effects and Changes in the European AIDS Case Definition into Empirical Bayesian Back-Calculation*, submitted.
- European Centre for the Epidemiological Monitoring of AIDS (CESES). *HIV/AIDS Surveillance in Europe*. Quarterly Report No. 59, September 30, 1998.
- European Monitoring Centre for Drugs and Drug Addiction (EMCDDA). *1997 Annual Report on the State of the Drugs Problem in the European Union*. EMCDDA: Lisbon, 1997.
- European Monitoring Centre for Drugs and Drug Addiction (EMCDDA). *1998 Annual Report on the State of the Drugs Problem in the European Union*. EMCDDA: Lisbon, 1998.
- Finland National Focal Point. 1998.
- France National Focal Point. 1998.
- Germany National Focal Point. 1998.
- Greece National Focal Point. 1998.

- Hamers, F.F.; Batter, V.; Downs, A.M.; Alix, J.; Cazein, F.; and Brunet, J.B. The HIV epidemic associated with injecting drug use in Europe: Geographic and time trends. *AIDS* 11(11):1365–1374, 1997.
- Heisterkamp, S.H.; Downs, A.M.; and van Houwelingen, J.C. Empirical Bayesian estimators for a Poisson process propagated in time. *Biometrical J* 199 (in press).
- Hendriks, J.C.M.; Satten, G.A.; van Ameijden, E.J.C.; van Druten, H.A.M.; Coutinho, R.A.; and van Griensven, G.J.P. The incubation period to AIDS in injecting drug users estimated from prevalent cohort data, accounting for death prior to an AIDS diagnosis. *AIDS* 12(12):1537–1544, 1998.
- Houweling, H.; Downs, A.M.; Ravà, L.; Heisterkamp, S.H.; Hamers, F.F.; Gill, N.; and Jager, J.C. Epidemiological impact of HIV/AIDS in the European Union/Study for the EU concerted action on multinational AIDS scenarios (BMH1-CT94-1723). Twelfth World AIDS Conference, Geneva, June 28–July 3, 1998 [abstract 13182].
- Houweling, H.; Wiessing, L.G.; Hamers, F.; Termorshuizen, F.; Gill, O.N.; and Sprenger, M.J.W. An age-period-cohort analysis of 50,875 AIDS cases among injecting drug users in Europe. *Int J Epidemiol* (in press).
- Italy National Focal Point. 1998.
- Jager, J.C.; and Ruitenbergh, E.J.; for the EC Concerted Action Multinational Scenario Analysis Concerning the Epidemiological, Social, and Economic Impact of HIV/AIDS on Society (BMH1-CT94-1723; May 1994–November 1997. RIVM: Bilthoven, the Netherlands. Central Laboratory of the Netherlands Red Cross Blood Transfusion Service: Amsterdam, the Netherlands, 1997.
- Käll, K.; and Thorstensson, R. Low HIV seroprevalence in spite of high risk behaviour in nine Swedish prisons. Twelfth World AIDS Conference, Geneva, June 28–July 3, 1998 [abstract 23552].
- Khodakevich, L.; Kobyshcha, Y.; Shcherbinskaya, A.; and Kruglov, Y. Epidemiology of HIV infection among injecting drug users in Ukraine. Eighth International Conference on the Reduction of Drug-Related Harm. Paris, March 1997 [abstract p106].
- Krook, A.; Albert, J.; Andersson, S.; Biberfeld, G.; Blomberg, J.; Eklund, I.; Engström, A.; Julander, I.; Käll, K.; Martin, C.; Stendahl, P.; Struve, J.; and Sönnernborg, A. Prevalence and risk factors for HTLV-II infection in 913 injecting drug users in Stockholm, 1994. *J Acquir Immune Defic Syndr Hum Retrovirol* 15(5):381–386, 1997.
- Luxembourg National Focal Point. Origer, A. *Rapport RELIS 1997*. Réseau National d'Information sur les Stupéfiants et les Toxicomanies [Luxembourgish Information Network on Drugs and Drug Addiction (RELIS-LINDDA)]. Ministère de la Santé, AST, Point Focal OEDT: Luxembourg, 1998.

- Multicohort Analysis Project Workshop. Part 1. Immunologic markers of AIDS progression: Consistency across five HIV-infected cohorts. *AIDS* 8(7):911–921, 1994.
- Nalpas, B.; Desenclos, J.C.; Delarocques-Astagneau, E.; and Drucker, J. State of epidemiological knowledge and national management of hepatitis C virus infection in the European Community, 1996. *Eur J Public Health* 8:305–312, 1998.
- National Plan on Drugs: Survey of Heroin Users in Treatment (Spain). 1996.
- Netherlands National Focal Point. 1998.
- Ovaska, A.; Holopainen, A.; and Annala, T. *Information Service Vinkki: Final Report on the Activities in the Health Information Service Experiment on 4 April–31 December 1997*. 1998.
- Papaevangelou, G.; and Richardson, S.C. HIV prevalence and risk factors among injecting drug users in EC and COST countries. In: Baert, A.E; Koch, M.A.; Montagnier, L.; Razquin, M.D.; and Tyrrell, D., eds. *AIDS Research at EC Level*. IOS Press: Amsterdam, 1995.
- Portugal National Focal Point. 1998.
- Programas Éxchange Seringues Europa Sud (PESESUD). *Syringe Exchange Programs for HIV Prevention in Southern European Countries. Final Report to DGV of the European Commission on Project SOC 96-201324-05F02 (96CVVF2-230-0)*. Centre for Epidemiological Studies on AIDS in Catalonia (CEESCAT): Barcelona, 1998.
- Public Health Laboratory Service (United Kingdom). 1998.
- Smith, E. Status of the HIV/AIDS epidemic in Denmark by the end of 1995. *Ugeskr Læger* 159(5):585–590, 1997.
- Smyth, R.; Keenan, E.A.; Dorman, A.; and O'Connor, J. Hepatitis C infection among injecting drug users attending the National Drug Treatment Centre. *Ir J Med Sci* 164(4):267–268, 1995.
- Spain National Focal Point. Encuesta sobre consumidores de heroína en tratamiento-ECHT-1996. Reported in *DGPNSD, Observatorio Español Sobre Drogas. Informe n°1*. Ministerio de Justicia e Interior: Madrid, 1998. Spain National Focal Point: 1999.
- Stimson, G.V. Has the United Kingdom averted an epidemic of HIV-1 infection among drug injectors? [editorial] *Addiction* 91(8):1085–1088, 1996.
- Stoneburner, R.L.; Lessner, L.; Fordyce, E.J.; Bevier, P.; and Chiasson, M.A. Insight into the infection dynamics of the AIDS epidemic: A birth cohort analysis of New York City AIDS Mortality. *Am J Epidemiol* 138(12):1093–1104, 1993.



Sweden National Focal Point. 1998.

Termorshuizen, F.; and Houweling, H. HIV/AIDS in The Netherlands: Improved treatment possibilities necessitate HIV instead of AIDS surveillance. (In Dutch) *Ned Tijdschr Geneesk* 141(40):1928–1929, 1997.

van Ameijden, E.J.C.; van den Hoek, J.A.R.; and Coutinho, R.A. Injecting risk behavior among drug users in Amsterdam, 1986 to 1992, and its relationship to AIDS prevention programs. *Am J Public Health* 84(2):275–281, 1994.

Waller, T.; and Holmes, R. The sleeping giant awakes: Hepatitis C and impact in Britain. *Druglink* 10:8–11, 1995.

Weilandt, C.; and Rotily, M. *Second Annual Report. European Network on HIV/AIDS Prevention in Prisons*. Marseille: ORS, Bonn: WIAD, 1998.

Wiessing, L.G.; Scheepens, J.M.F.A.; van Rozendaal, C.M.; Diepersloot, F.B.; Dorigo-Zetsma, J.W.; Sprenger, M.J.W.; Houweling, H. Surveillance of HIV infection among intravenous drug users in the Netherlands; results Utrecht 1996. *RIVM Rapport 441100004*. RIVM: Bilthoven, 1996.

Wiessing, L.G.; van Rozendaal, C.M.; Scheepens, J.M.F.A.; Fennema, J.S.A.; Dorigo-Zetsma, J.W.; Houweling, H. HIV surveillance among intravenous drug users and hard-drug users of Surinamese/Antillean origin in Amsterdam 1996. *RIVM Rapport 441100005*. RIVM: Bilthoven, 1997.

Wiessing, L.G.; van Rozendaal, C.M.; Scheepens, J.M.F.A.; Schat, Y.; Dorigo-Zetsma, J.W.; Sprenger, M.J.W.; Houweling, H. Surveillance of HIV infection among intravenous drug users in the Netherlands; results Arnhem 1995. *RIVM Rapport 441100002*. RIVM: Bilthoven, 1996 .

Zahn, H.; Simon, R.; Bühringer, G.; Helas, I.; Hüllinghorst, R.; and Schmidtbreich B. *Erweiterte Jahresstatistik 1996 der ambulanten Beratungs- und Behandlungsstellen für Suchtkranke in der Bundesrepublik Deutschland (Tabellenband) (Berichtszeitraum 1.1.1996 - 31.12.1996)*. [Facility-Related Information System (EBIS) Berichte, Band 28e]. Hamm: EBIS AG bei der DHS.) Germany National Focal Point: 1998.

Table 1. Prevalence of HIV infection among injecting drug users in EU countries, EMCDDA  
1998

	Year	Data	Number tested	Percent HIV infected	Trend in prevalence
Austria (1)	1997	Opiate overdose deaths	132	1.5	(Stable)
Belgium (French) (2)	1996	First treatments, self-reports	294	1.4 *	Stable
Belgium (Flemish) (3)	1993	Antwerp: Study treatment/streets	217	(5)	---
Denmark (4)	1995	Estimate from HIV notification	-----	4	---
Finland (5)	1997	Helsinki: Needle exchange, self-reports	131	(0)	(Stable)
France (6)	1995	Survey treatment centres, self-reports	6429	16-20	Decrease
Germany (7)	1996	Drug users in treatment, self-reports	2074	3.9 *	Stable
Greece (8)	1997	Treatment, screening/self-reports	708	0.5-2.0	Stable
Ireland (3)	1993	Dublin: Study treatment/streets	185	(8)	---
Italy (9)	1997	Treatment in public services	73,784	16 / 1-28	Decrease
Luxembourg (10)	1997	Treatment reporting system, self-reports	280	2-4	Stable
Netherlands (11)	1995-97	Repeated treatment/street studies	1333	2-26	Stable
Portugal (12)	1996	Survey treatment centres, self-reports	379	14	Stable
Spain (13)	1996	Survey treatment centres	871	30	Decrease
Sweden (14)	1997	Study 9 prisons	196	3	Stable
United Kingdom (England and Wales) (15)	1996	Unlinked Anonymous	3,373	0.6	Decrease

\* refers to all problem drug users; percentage among IDUs is not known but is almost certainly higher.

Information based on local data is given between parentheses.

Data based on self-reports may be unreliable.

1) Austria National Focal Point 1998a

2) Belgium National Focal Point 1998 [C. Preumont and L. Bils, Comité de Concertation sur l'Alcool et les Autres Drogues, de la Communauté Française de Belgique (personal communication, 1998)]

3) Papaevangelou and Richardson 1995, pp.73-82

4) Denmark National Focal Point, 1997 (Smith 1997)

5) Finland National Focal Point 1998 (Ovaska, Holopainen, Annala 1998)

6) France National Focal Point 1998 (Antoine and Viguiet 1998)

The range given is not geographical: upper limit gives the seropositives among all known test results while the lower limit assumes those who do not know their test results are seronegative.

7) Germany National Focal Point 1998 (Zahn et al. 1996).

8) Greece National Focal Point 1998 (Screening drug free treatment: n=409, 0.48%; treatment reporting system, self-reports: n=299, 2%).

9) Italy National Focal Point 1998 (Prevalence of HIV antibodies in SER.T users by Region 1990-97, Ministry of Health). National average and range of seroprevalences by region.

10) Luxembourg National Focal Point 1998 (Origer, 1998) Two percent assumes all with unknown test results are seronegative, 3% is prevalence in all those with known test results, 4% if also corrected for 79% IDUs and assuming all seropositives are IDUs.

11) Netherlands National Focal Point 1998 (1995: Arnhem 2%; 1996: Amsterdam 26%, Utrecht 5%; 1997: Heerlen 16%, Maastricht 3%, Rotterdam 9%) (Wiessing et al. 1996; Wiessing, van Rozendaal, Scheepens, Schat et al. 1996; Wiessing et al. 1997; Carsauw et al. 1997; Berns et al. 1998)

12) Portugal National Focal Point 1998

13) Spain National Focal Point 1999

14) Sweden National Focal Point 1998 (Trend in prevalence based on notifications of IDUs) (Käll and Thorstensson)

15) Public Health Laboratory Service 1998

Table 2. Prevalence of antibodies against hepatitis B and hepatitis C among injecting drug users in EU countries, EMCDDA 1998

	Hepatitis B			Hepatitis C		
	Year	Data	Percent anti-HBV +	Year	Data	Percent anti-HCV +
Austria (1)	1996	Vienna: Hospital, low threshold treatment	(50-56)	1996	Vienna: Hospital, low threshold treatment	(72-79)
Belgium	-	-	-	-	-	-
Denmark (2)	1995	Estimate	21	1995	Estimate	50
Finland (3)	1997	Helsinki: Needle exchange, self-reports	(34)	1997	Helsinki: Needle exchange, self-reports	(53)
France (4)	-	-	-	1995	Survey treatment centres, self-reports	53-70
Germany (5)	1996	Dortmund: Treatment	(48)	1996	Dortmund: Treatment	(63)
Greece (6)	-	-	-	1997	Methadone/drug free treatment	50-94
Ireland (7)	-	-	-	1992/93	Dublin: Treatment	(84)
Italy (8)	1997	Treatment	40	1997	Treatment	67
Luxembourg (9)	1997	Treatment, self-reports	22	1997	Treatment, self-reports	19
Netherlands (10)	1994/96	Rotterdam/Heerlen/Maas tricht: Treatment	(59-63)	1994/96	Rotterdam/Heerlen/Maas tricht: Treatment	(74-84)
Portugal (11)	-	-	-	1996	Treatment, self-reports	74
Spain (12)	1996	Treatment	59	1996	Treatment	83
Sweden	1997	Study 9 prisons, saliva (13)	55	1994	Stockholm: Study prison/treatment (14)	(92)
United Kingdom	1996	Unlinked Anonymous, England and Wales (15)	22	1994	Survey treatment centres (16)	48-77

Hepatitis B antibodies partly reflect ever being infected with HBV and partly vaccination; the proportion of seronegative IDUs indicates the population at risk or the potential for vaccination. Information based on local data is given between parentheses. Self-reports on hepatitis infection may be unreliable.

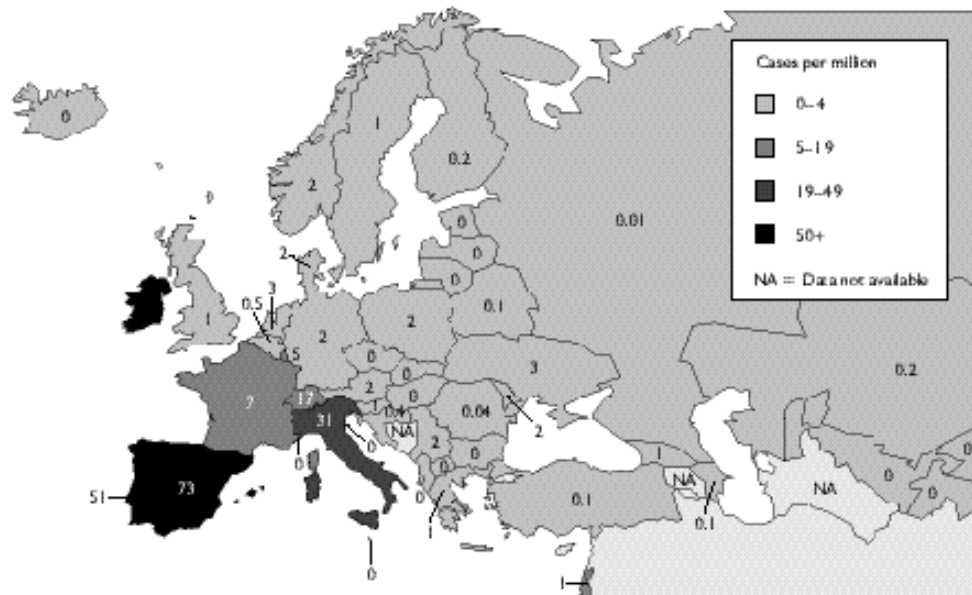
- 1) Austria National Focal Point 1998b
- 2) Denmark National Focal Point 1997
- 3) Finland National Focal Point 1998
- 4) France National Focal Point
- 5) Germany National Focal Point 1998 (Bätz and Reymann 1997)
- 6) n=140 tested, Greece National Focal Point 1998 (Center for Control of AIDS and STDs of the Ministry of Health 1998)
- 7) n=272 tested (Smyth et al.)
- 8) n=66,623 tested; Italy National Focal Point 1998
- 9) Luxembourg National Focal Point 1998
- 10) Netherlands National Focal Point 1998
- 11) Portugal National Focal Point 1998
- 12) (Only heroin IDUs) National Plan on Drugs: Survey of Heroin Users in Treatment, 1996
- 13) Sweden National Focal Point 1998 (Käll and Thorstensson 1998)
- 14) Sweden National Focal Point 1998 (Krook et al. 1997)
- 15) Public Health Laboratory Service 1998
- 16) n=2,081; test results reported by treatment centres in the survey (Waller and Holmes 1995)

Table 3. Harm reduction measures in EU member states, as described in the 1997 national reports provided by the Focal Points in the EMCDDA/Reitox network

	Syringe exchange programs	Syringes available in pharmacies	Distribution of condoms	HIV counselling and testing	National coverage	Implemented since	Injection trends (1)
Austria	Many, low threshold	Yes, nationally	Low threshold	Low threshold	Yes	1990's	Shift to injection use in 1990
Belgium	Some	?	?	NGOs?	No	?	Less injection use (9-32%)
Denmark	Yes	Yes	Yes	Yes	Yes	?	Declined since 1980's (53%)
Finland	Rare	Recently stopped	?	?	No	?	Rare
France	51	Yes	Yes	Yes?	Yes	Recent	High
Germany	Most cities	Yes, free	Low threshold	Yes	?	?	Some decrease (47%)
Greece	Yes	Yes	Yes	Yes?	Yes	?	High, some decrease (82%)
Ireland	Yes	?	Yes	Yes	Yes	?	Decreased (43%)
Italy	Some regions, mostly machines	?	Some regions	Yes	No	Recent	(75%)
Luxembourg	Yes	Yes	Yes	Yes	Yes	1993	(87%)
Netherlands	Yes	Yes	Yes	Yes	Yes	1984-1987	Decreased (14%)
Portugal	Yes	Yes	Yes	Yes	Yes	1993	(49%)
Spain	Yes	Yes	Yes	Yes	Yes	Recent	Decreased (36%)
Sweden	n=2	No	?	Yes	No	1986	? (Mostly amphetamine IDUs)
United Kingdom	Yes, n=300	Yes, n=2000	Yes	Yes	Yes	1980s	Decreased (43%)

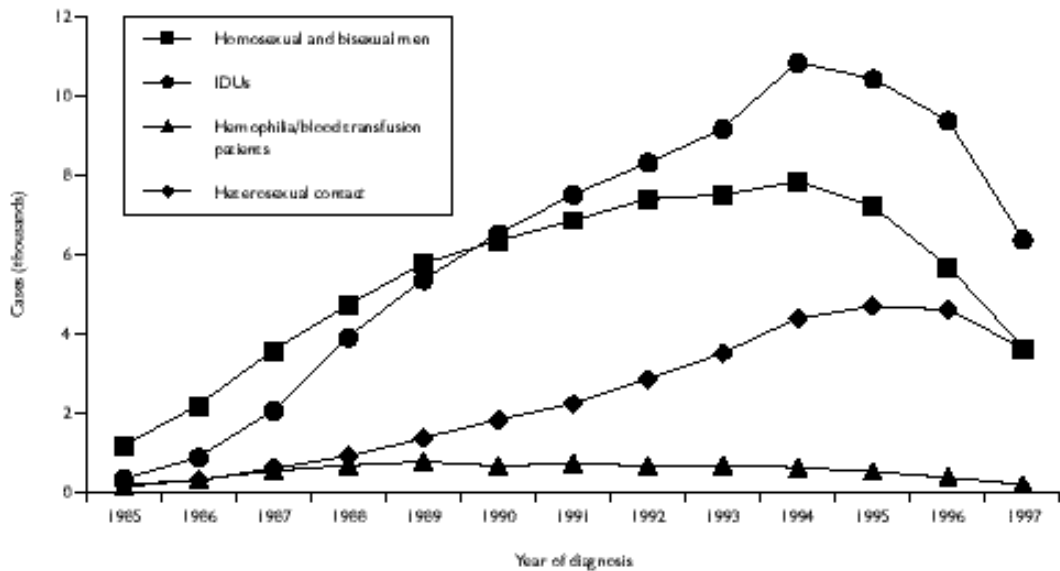
1) rates of injection drug use among opiate users in treatment from 1998 national reports

Figure 1. AIDS cases diagnosed in injection drug users in 1997 per million total population (WHO European Region)



Source: CESES, Saint-Maurice, France  
Data reported to 30/06/98, adjusted for reporting delays

Figure 2. Adult and adolescent AIDS cases by transmission group and year of diagnosis (WHO European Region)\*



Source: CESES, Saint-Maurice, France  
Data reported to 30/06/98 (n = 204,065)  
\*Adjusted for reporting delays (1995-1997)

Figure 3. Yearly AIDS incidence per 100,000 persons in 5-year birth cohorts 1950-1974, injection drug users, 12 European countries 1978-1994, adjusted for reporting delay (Houweling et al., in press)

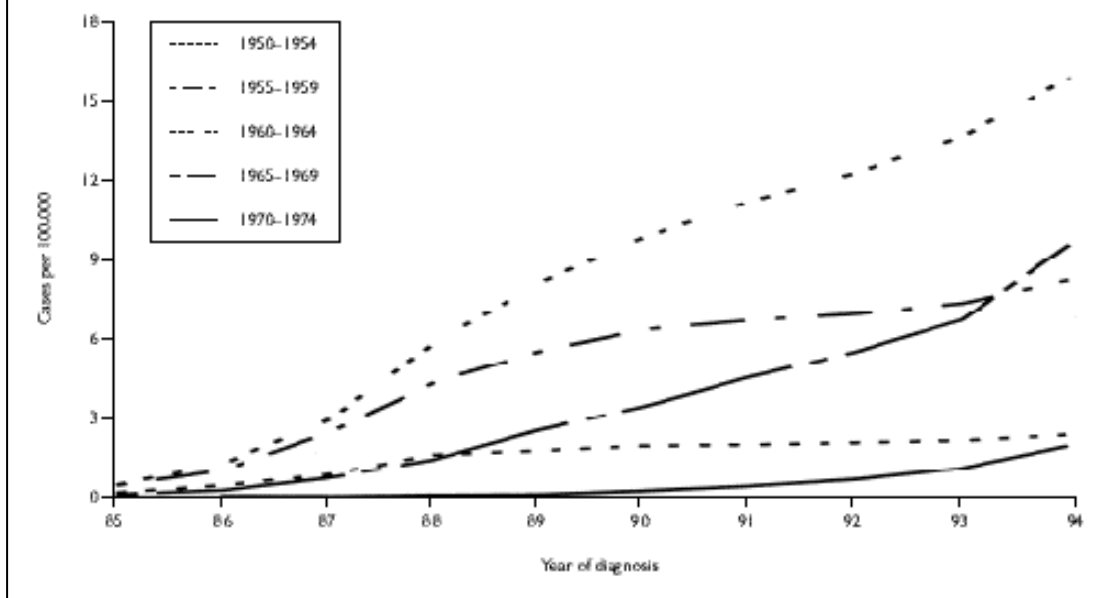
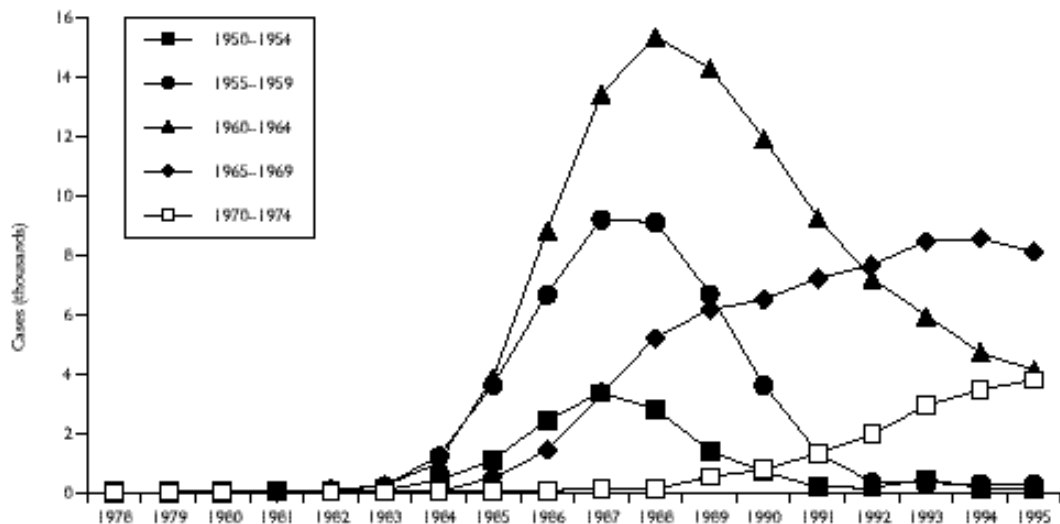
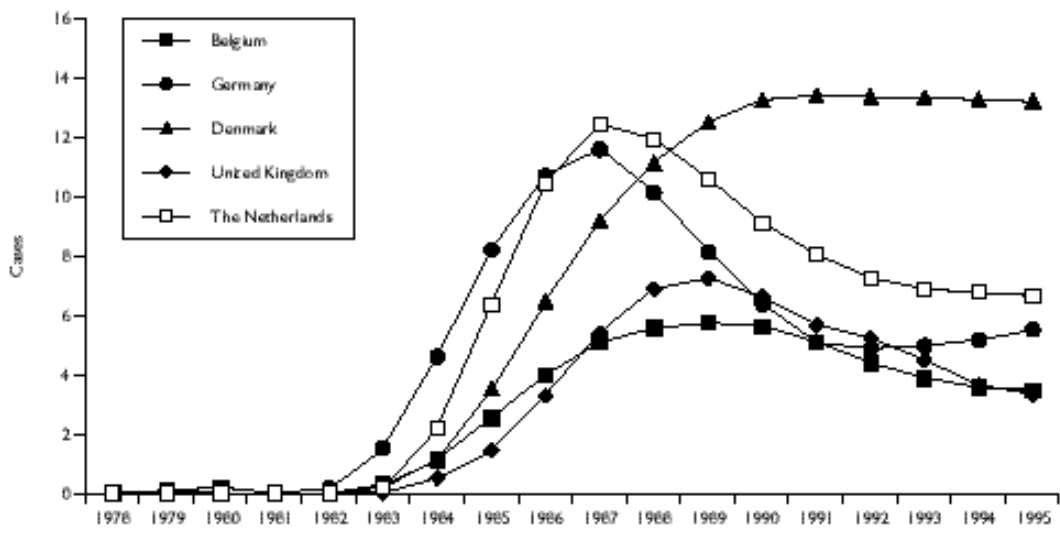


Figure 4. HIV incidence in injection drug users in the European Union, back-calculation estimates by birth cohort



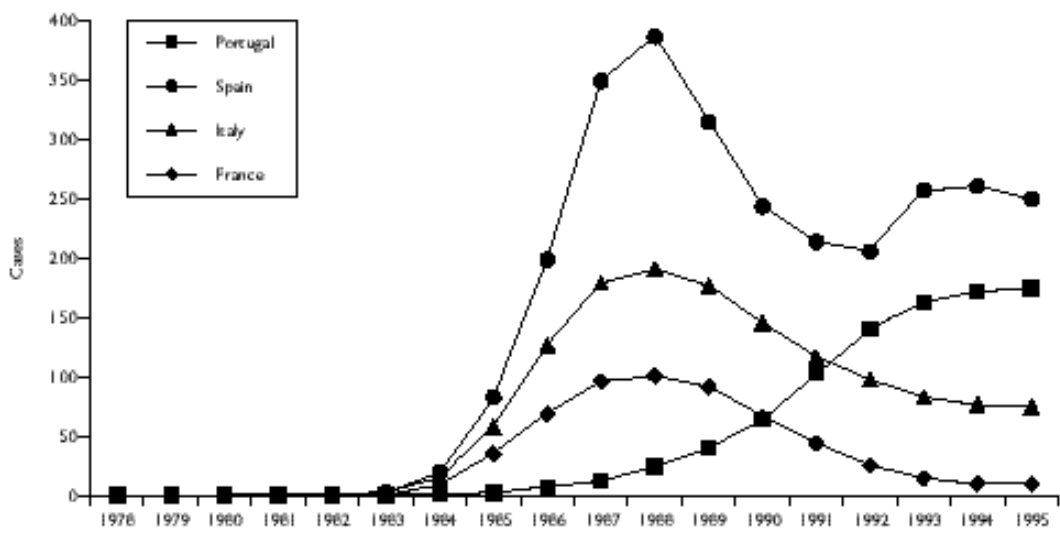
Source: Jager and Ruitenberg 1997

Figure 5a. Yearly HIV incidence in injection drug users per million population, back-calculation estimates by country



Source: Jager and Ruitenberg 1997

Figure 5b. Yearly HIV incidence in injection drug users per million population, back-calculation estimates by country



Source: Jager and Ruitenberg 1997

**Jager JC\*, Achterberg PW\*\*, Wiessing L\*\*\*, Hartnoll R\*\*\*, Postma MJ\*:  
Infectious diseases and drug abuse: conceptual modelling of consequences and  
interventions. Poster presentation. European Conference Perspectives on  
Infectious Disease Research, Dresden, February 1-3, 1999**

National Institute of Public Health and the Environment (RIVM), \*Department for  
Health Services Research (CZO), \*\*Department for Public Health Forecasting (VTV),  
Bilthoven, the Netherlands

\*\*\*European Monitoring Centre for Drugs and Drug Addiction (EMCDDA),  
Epidemiology Department, Lisbon, Portugal

**Background**

The drugs problem and its consequences for society represent a complicated research field. The consequences of drug abuse comprise among many others the adverse effects of infectious diseases. Measuring their impact and simulating potential (cost-) effectiveness of policies and interventions are required to support public health strategy development. A conceptual (theoretical) model will help

- to provide a structure for the development of ideas and mathematical models,
- to define the boundaries of the field under study,
- to offer a structure for orderly handling the subject matter i.e. the classification of data sources, key variables and impact indicators, the ordering of research questions and research projects (cf: Jager & Ruitenbergh, 1997; Ruwaard & Kramers, 1997).

Thus, a conceptual model can be a bridge between the various actors and representatives of the different disciplines involved in an integrated study of the impact of infectious diseases on populations of drug users.

**Objective**

To develop a conceptual model for the drugs issue and the interrelationship with infectious diseases.

**Conceptual model**

A conceptual model is proposed which departs from five basic components, i.e. drug use, policy related to drug use, determinants of drug use and effects, individual effects of drug use and the social burden of drug use (see Figure 1).



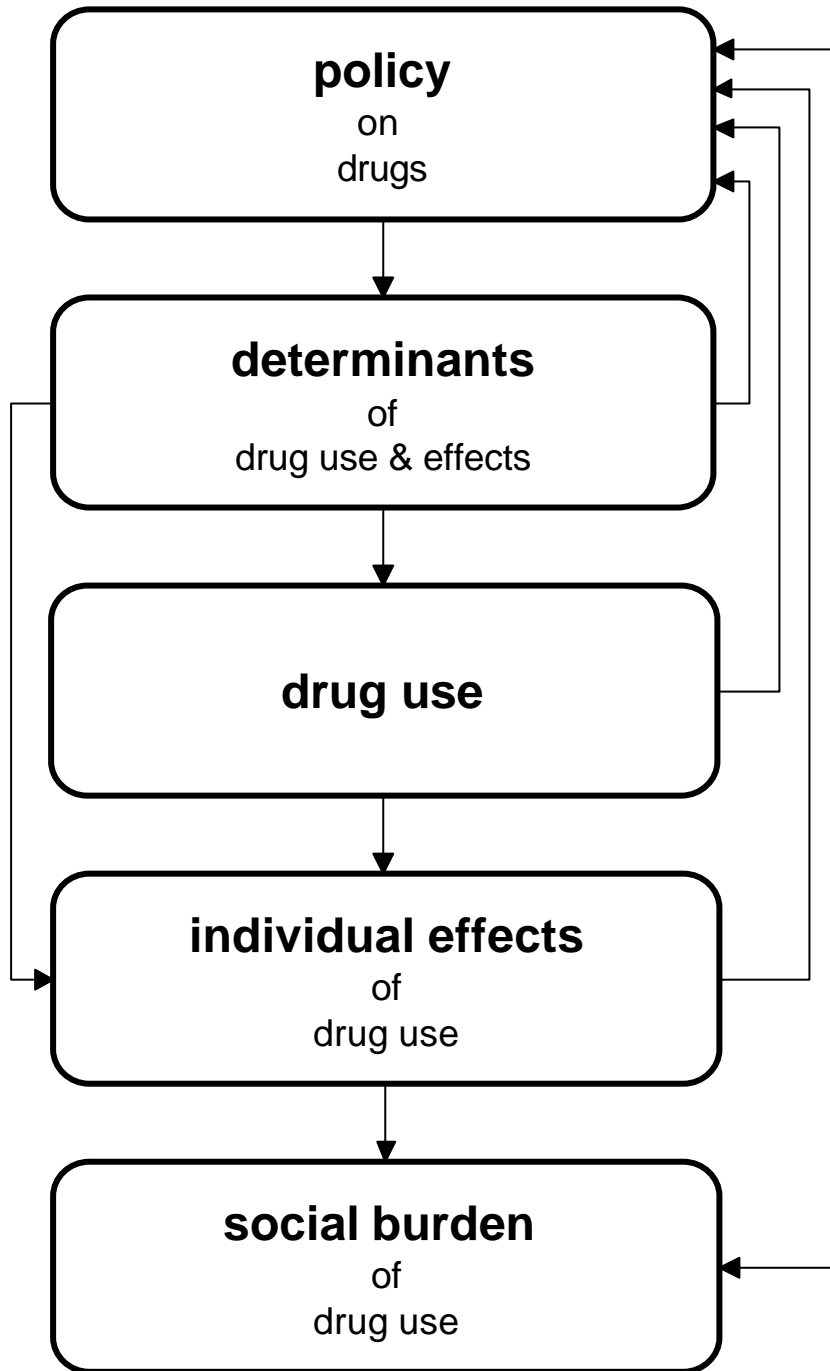


Figure 1. Conceptual Basic Model for the Drugs Problem

The components shown in Figure 1 are detailed into subcomponents (second detail level) and placed in a scheme that shows the main interrelations (see Figure 2).

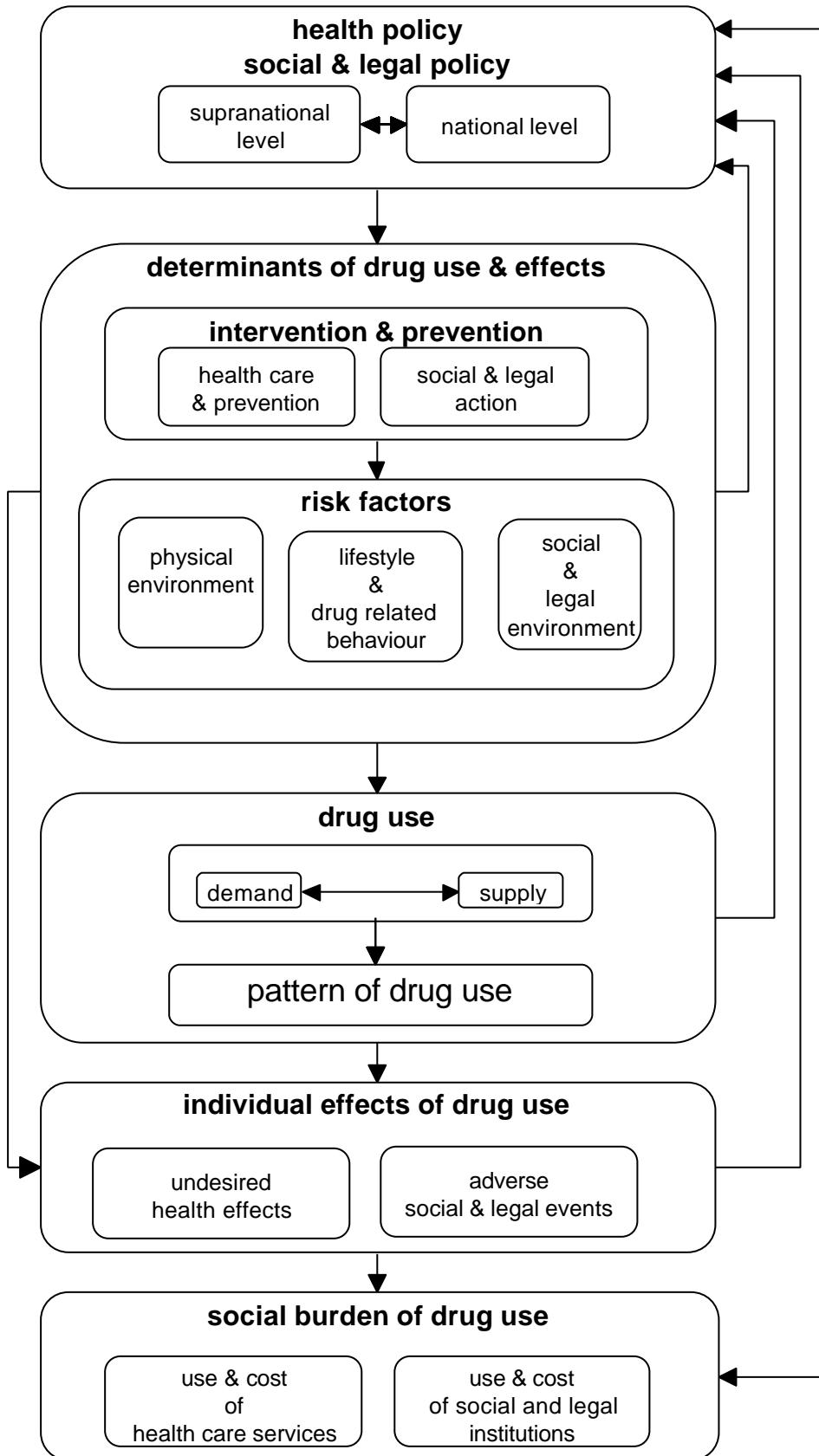


Figure 2. Conceptual Model for the Drugs Problem and Inherent Public Health, Social and Legal Issues (see Table 1 for some further detail)

The policy box comprises supranational and national policies concerning health and social and legal policies, which try to affect the determinants of drug use and effects.

The second box concerns the determinants of drug use -e.g. life style and the social environment- and the determinants of effects of drug use on health and social events - e.g. attraction of infectious diseases-. There is a division between the interventions in health care or prevention and in the social or legal fields and the risk factors. This is clearly a complex box where each area can be further broken down into different aspects containing numerous potential interactions.

The central box represents the core of the drugs problem, i.e. drug use. The model expresses that drug use is defined by determinants. It also shows that drug use plays a role in giving direction to policies on drugs (see relevant arrow).

The boxes below the box for drug use deal with individual (adverse) effects (fourth box) and social burden of drug use (fifth box).

The conceptual model is elaborated and completed with concrete examples of interrelated issues in terms of policies and interventions, undesired health effects, adverse social and legal events and use and costs of health care services and social and legal institutions (see Table 1).

Table 1. Components for Conceptual Modelling the Drugs Problem and Inherent Public Health, Social and Legal Issues

---

**Health policy**

**Social & legal policy**

National level

National drug laws (legal vs illegal drugs)  
Drug specific strategies  
Research (focal points/EMCDDA)

Supranational level

United Nations Conventions  
Treaty of European Union 1993  
European Action plan on Drugs (EC)  
Co-ordination of research activities (EMCDDA)

**Determinants of drug use and effects**

Intervention & prevention

Health care & prevention

Health care (somatic and mental care)

Substitute prescribing (methadon)  
Detoxification  
Out/inpatient treatment  
Counselling

Prevention

Health protection

Syringe & needle exchange

Disease prevention

Vaccination  
Screening for drug related diseases

Health promotion

Education (safe sex/needle hygiene)

Social and legal action

Social intervention

Demand reduction activities  
Rehabilitation of drug users  
Targeted programmes/mass media campaigns

Legal intervention

Law enforcement  
Supply reduction  
Prohibiting & punishing possession, arrests  
and drug seizure  
Control of trade

Risk factors

Physical environment

Exogenous (biotic, physical, chemical) factors

Biological agents like HIV, HBV, HCV, *M. tuberculosis*  
Quality of drugs

Endogenous factors (acted on by exogenous factors)

Genetic factors

Life style & drug related behaviour

Needle sharing  
Sexual; behaviour/prostitution  
Alcohol  
Lack of hygiene/dental care

---

Table (continued)

---

	<b>Social &amp; legal environment</b>	
		Mobility/immigration/ethnicity Social profiles of users Subpopulations like schoolchildren students and intellectual circles Geographic patterns/urbanizations Attitudes/public opinion Criminal justice systems
<b>Drug use</b>	<b>Demand &amp; supply</b>	
	<b>Demand</b>	
	<b>Supply</b>	Demographic developments
		Macroeconomic developments Technological developments Geopolitics/geographical patterns of drug supply Control of trade
	<b>Pattern of drug use</b>	
	<b>Type (qualitative aspects) of use</b>	Kind of drug Hard vs soft drug use Route of administration (by mouth, smoking, injecting, sniffed)
	<b>Quantity of drug use</b>	Frequency of drug use Prevalence/incidence of drug use Drugs career
<b>Individual effects of drug use</b>	<b>Undesired health effects</b>	
	<b>Drug addiction</b>	Drug careers, dependence and poly drug dependence
	<b>Drug related diseases and conditions</b>	Infectious diseases: AIDS, Hepatitis B and C, endocarditis, Tuberculosis Neurologic/psychiatric disorders Comorbidity
	<b>Drugs related mortality</b>	Drug related diseases, overdose, accidents, suicides
	<b>Adverse social &amp; legal events</b>	Drugs related crime (public safety) Social disapproval
<b>Social burden of drug use</b>	<b>Use &amp; cost of health care services</b>	People needing/seeking help Hospital beds Patient related and general program costs
		Lost productivity Unemployment Potential years of life lost
	<b>Use &amp; cost of social and legal institutions</b>	Drug offences Drug seizures Prison use

---

### **Perspective**

The authors feel that, analogous to earlier work in the area of AIDS-related policy research (cf: Jager & Ruitenber, 1997) conceptual modelling may be effectively used to order current ideas, research questions, available data and data needs. It also supports necessary interdisciplinary Cupertino. The present conceptual model for the drugs problem and inherent public health issues might be used as a starting point for a discussion about the set-up of a multinational and interdisciplinary concerted action investigating the impact of infectious diseases in populations of drug users. Some focusing will be necessary to reduce the inherent complexity of the problems involved.

### **References**

Jager JC & Ruitenber EJ: Final report of the EC Concerted Action on Multinational scenarios concerning epidemiological social and economic impact of HIV/AIDS on society (BIOMED 1: CT 941723), 1997

Ruwaard D & Kramers PGN (eds.): Public Health Status and Forecasts 1997. Health, prevention and health care in the Netherlands until 2015. National Institute of Public Health and the Environment (RIVM), Elsevier/De Tijdstroom, Maarsse, the Netherlands, 1998

Pharmaco-economics of Drug Addiction;  
Estimating the costs of HCV, HBV and HIV infection among injecting drug users in EU-countries

MJ Postma<sup>1</sup>, LG Wiessing<sup>2</sup>, JC Jager<sup>3</sup>

- 1 Groningen University Institute for Drug Exploration / Groningen Research Institute of Pharmacy (GUIDE/GRIP), Antonius Deusinglaan 1, 9713 AV Groningen, the Netherlands
- 2 European Monitoring Centre for Drugs and Drug Addiction (EMCDDA), Lisbon, Portugal
- 3 National Institute of Public Health and the Environment, Bilthoven, the Netherlands

**Acknowledgement**

The authors acknowledge the support of Fernando Antoñanzas (University Rioja, Logroño Spain), Ardine de Wit (National Institute of Public Health and the Environment, Bilthoven Netherlands) and Eric Single (University of Toronto, Canada)

**Summary**

*Objective* To estimate costs of Hepatitis C virus (HCV), Hepatitis B virus (HBV) and Human Immunodeficiency virus (HIV) caused by intravenous drug use in EU-countries.

*Methods* The pharmaco-economic model applied estimated incidences to lifetime costs estimates (incidence-based model). Estimates are presented within a broader framework for social costs.

*Results* In the baseline, estimated costs for drug-addiction related HCV, HBV and HIV amount to EUR1.89 billion. In sensitivity analysis costs up to EUR2,57 are estimated (0.5% of total EU-expenditures on health care).

*Discussion&Conclusion* A preliminary estimate for the costs of drug-addiction related HCV, HBV and HIV is estimated. These costs reflect a relevant share of total costs for drug addiction.

## Introduction

Pharmaco-economics covers the research field of allocating scarce resources to drugs and drug-related activities.<sup>[1]</sup> The primary field of pharmaco-economical applications covers the medical applications of drugs, with relevant areas such as costing studies and cost-benefit analysis of pharmaceuticals. The methodology can however be directly applied to "unhealthy" applications of drugs as well. Summarized as "drug addiction", we limit ourselves to smoking and injecting drugs such as opiates, benzodiazepines, amphetamines and cocaine.

Pharmaco-economics has been applied to drug addiction previously in only few studies. For example, Kim *et al* analyzed costs and benefits of drug prevention programs for the USA over the period 1979-92.<sup>[3]</sup> They estimated a very favorable cost/benefit-ratio: there is a saving in direct and indirect costs of US\$15 for each US\$ spent in drug addiction prevention. Rice *et al* estimated the costs of drug-addiction-related illnesses within a broader social costing framework.<sup>[4]</sup> This framework comprised the indirect costs of production losses and the costs of crime as well.

For drug addiction the pharmaco-economic concept of social costs provides a very suitable approach. Social costs reflect the total burden of costs for the society as a whole. This societal perspective is much wider than and comprises the health-care perspective that is limited to direct health-care costs only. By including indirect costs, the societal perspective is often the viewpoint that policy-makers are most interested in, as these evaluations assist in deciding on the allocation of resources between different sectors, and generic methods developed allow valid comparisons to be made between programs of very different natures.<sup>[5]</sup> One field enjoying a growing interest involves the pharmaco-economics of infectious diseases prevention. For example, in the Netherlands investigations into the pharmaco-economics of HBV vaccination and HIV-screening programmes are explicitly required by the Ministry of Health before implementation of a program.<sup>[6]</sup> Pharmaco-economic evaluation of drug addiction is closely related to infectious diseases prevention, as transmission of blood-borne diseases is among the most serious health and economic consequences of injecting drug use. This paper considers the costs of drugs-related acquisition of HCV, HBV and HIV in European Union (EU) countries.

This paper presents a methodology derived from pharmaco-economic theory to classify the costs related to drug addiction and to provide partial estimates. The classification draws on general economic principles of costing and the estimation procedure has previously been applied to HIV/AIDS-related costs at the European Union (EU) level.<sup>[7]</sup> The estimation is directed to the direct medical costs of HIV/AIDS and hepatitis epidemics among drug users in the EU. The preliminary estimate provided only covers part of all costs for drug-addiction-related diseases. This paper does not consider indirect costs of the infectious diseases and the costs of other (non-infectious) diseases. Furthermore, costs of addiction treatment, criminal acts, low performance in jobs and indirect costs of mortality due to overdoses are left for further research.

This paper does however produce a crude estimate for the costing of infectious diseases in the EU through drug addiction that has previously not been attempted.

## The Pharmaco-economic Model

Our pharmaco-economic model was originally applied to ten original EU-countries (Ireland and Luxemburg were left out because of lack of data). In our model, epidemiological information (incidence of infections) and economics (lifetime costs per infection) were linked to estimate direct medical costs of drugs-related HBV, HCV and HIV.

Traditionally, pharmaco-economic research uses two basic methods for expressing the impact of drugs and disease, labeled incidence-based and prevalence-based methods. The first concerns accounting lifetime costs to the year of incidence of disease. The second method concerns



a break-up of these lifetime costs over the relevant stages of disease to be linked to stage-specific prevalence estimates in order to, for example, annual costing estimates for budgetary purposes.<sup>[7]</sup> To cover the full pharmaco-economic impact of drug addiction, it is necessary to analyze the lifetime costs consequences incurred by a representative incident of infection in drug users. For direct medical costs this incidence-based approach does however assume that the future health-care technologies will remain the same as in the analysis. Also all other assumptions are extended up to the time until the last incident infection in drug users has been dealt with.

If the assumption of everything staying equal holds true for the period of analysis, and the full pharmaco-economic impact is what is being referred to in a decision context, the incidence-based approach is the more appropriate one. This could be the case if the decision context, for example, refers to investments and allocating budgets in prevention of drug-addiction related problems. As the latter is often the case, this paper reports results using the incidence-based approach.

## Data and Assumptions

### *Epidemiology*

Epidemiological information refers to the mid-1990s (most recent published information available). HIV incidence among drug users in the EU as estimated by backcalculation. These estimates correspond with a range from approximately 250 per million population in Spain and Portugal to less than 10 per million in Germany, Greece, Netherlands and the UK (source: EU Concerted Action on Multinational AIDS Scenario Analysis, RIVM/CECES, 1997).<sup>[8]</sup>

Incidence of drug-related hepatitis was estimated using a review of prevalence studies for HCV, HBV and HIV in specific groups of drug users.<sup>[9]</sup> We applied excess prevalence rates for HCV and HBV over the HIV prevalence rate to HIV incidence (for example, if HBV antibody is twice as prevalent as of HIV in a sample Spanish drug users, Spanish HBV-incidence was assumed to be twice the Spanish HIV-incidence). [Notes: This straightforward application of prevalence relationships to incidences certainly neglects differences in hepatitis and HIV mortality rates, potentially disturbing similar patterns in prevalence and incidence. HIV-prevalence estimates were available for all countries considered. For Portugal, in the absence of an estimate for HBV-antibody prevalence we assumed 50% of HCV-antibody prevalence, as this crudely reflects the pattern of HCV/HBV-prevalences in the other countries considered. Exact information on the epidemiological data used and produced can be obtained through the first author.]

### *Health Care*

Hospital-bed needs incurred by HIV/AIDS vary over the different stages of disease. Furthermore, hospital costs and costs of pharmaceuticals are the major cost drivers for health-care costs of HIV/AIDS. In particular, the terminal phase of AIDS goes along with a relatively high intensity of hospital-bed needs. For this purpose previously two stages were differentiated for AIDS: a final stage of maximally 6 months before death (late stage; LS) and a stage for the foregoing period (chronic stage; CS). Application of the staging concept to the France, Greece, Italy, the Netherlands, Spain and the UK has shown that per person-year (ppy) inpatient days in LS are at least twice those in CS. Inpatient-day needs in symptomatic pre-AIDS stages equal 20% of those in CS. Information on inpatient days was available for the 6 countries mentioned above.<sup>[7]</sup>

To comprise for recent advances in pharmaco-therapy the previously published progression-of-disease model was extended with a stage reflecting the life-years gained on Highly Active Anti-Retroviral Therapy (HAART), with hospital inpatient-days needs similar to those in the symptomatic pre-AIDS stages.<sup>[10]</sup> Summarizing the full progression-of-disease model for HIV: on average 6 years of asymptomatic HIV-infection, one extra year gained on HAART, 6 years of symptomatic pre-AIDS disease and two years of AIDS (CS and LS).<sup>[7,10]</sup>

### *Costing*

Costs for one year on HAART were assumed at EUR10,000 for the package of pharmaceuticals (for example, zidovudine, lamivudine and ritonavir). Country-specific costs per acute-care day were used, varying from EUR420 (UK) to EUR600 (France). [Notes: Based on purchasing power parities for gross domestic product as estimated by OECD.<sup>[11]</sup> For the two countries with missing cost data – Greece and Italy - EUR500 was assumed.] Costs per acute-care day include average outpatient costs. We corrected for outpatient costs by lowering costs per acute-care day by 30% in the baseline (based on Dutch data<sup>[7]</sup>) and 10% in sensitivity analysis. Costs per outpatient contact were assumed at 25% of corrected unit costs per acute-care inpatient day.<sup>[7]</sup>

Monetary costs were discounted for time preference at 4%<sup>[12]</sup> (1% and 7%<sup>[13]</sup> in sensitivity analysis). Finally hospital costs for HIV/AIDS were assumed to reflect 90% of total costs excluding the costs of HAART.<sup>[7]</sup> As detailed information on health care for HIV was only available for six countries (France, Greece, Italy, the Netherlands, Spain and the UK) for the other countries cost figures of neighboring countries were applied (the Dutch estimate for Belgium, Denmark and Germany; the Spanish figure for Portugal).

Only crude lifetime cost estimates for incidence of HCV and HBV infection could be used as only scarce information is available.<sup>[14-17]</sup> This information suggests that average lifetime costs per HCV are in the order of magnitude of 10-20% of lifetime HIV-costs, and that lifetime HBV-costs are 10% of lifetime HCV-costs.<sup>[18,19]</sup> In the baseline we assumed that lifetime HCV-costs are 15% of lifetime HIV-costs, in two alternative scenarios we investigated the lower and upper bounds of 10 and 20%, respectively.

## **Results and Discussion**

Figure 1 shows estimated lifetime costs of HIV-infection for the six countries with detailed information available and the average applied to the other four countries (Belgium, Denmark, Germany and Portugal). These vary from EUR42,500 for the UK to EUR90,800 for France.

In the baseline estimated costs of drugs-related HCV, HBV and HIV amount to €1.89 billion for the EU as a whole. HCV takes account of approximately 40% of these costs (Figure 2). HIV causes the majority of the costs. Figure 3 shows the distribution over the ten countries considered: Spain and Italy make up 72% of total EU-costs (approximately EUR1.4 billion). Both countries show relatively large shares for drug-related HIV costs. Estimated drug-related costs in the UK and Germany are primarily caused by hepatitis.

Figure 4 shows the results of one-way sensitivity analysis. Variation in the discount rate induces the smallest changes in total costs. Estimated costs range from EUR1630 to EUR2159 (minus 14% and plus 16% of the baseline, respectively). Multi-way sensitivity analysis indicates estimated costs up to EUR2570 million.

The kind of estimates that we have elaborated above may serve several purposes. They can, for example, be used in budget analysis. In budget analysis one would typically relate estimates of the costs of drug addiction to health-care budgets, at national- and EU-levels. Table 1 lists estimated costs for HCV, HBV and HIV at national levels. Relatively high shares are found for the southern European countries Italy, Spain and Portugal, with significant impacts of HIV. For northern European countries Germany and the UK have relatively high shares, caused primarily by HCV. Baseline estimate for drugs-related costs of HCV, HBV and HIV amounts to approximately 0.4% of expenditures on health in the EU as a whole (up to 0.5% in sensitivity analysis).

Two other studies provide a framework to compare our estimate (Table 2).<sup>[20,21]</sup> Both studies distinguish between direct health-care costs, other direct costs such as government spending and indirect costs of production losses. Table 2 illustrates that our estimate of the most relevant share of direct health-care costs related to HCV, HBV and HIV presents a significant contribution

to a total social costs' estimate. However, large shares also remain for further research. In particular, further research should consider indirect costs at the EU-level. In that respect the distinction between the human-capital method and friction-costing method for indirect costing is relevant.<sup>[22]</sup> The latter is favoured in some European countries and significantly reduces indirect costs related to mortality compared to human-capital costing. Application of the friction-costing concept would raise the share of direct health-care costs in the study by Single *et al*<sup>[21]</sup> from the current 6% in the table to 10-12%.

Our results crucially depend on the epidemiological information used in the model. Estimated incidences reflect the mid-nineties situation and were based on modelling (HIV) and relative prevalences of HCV and HBV in samples. For example, given that in the UK-samples considered HCV is approximately 100 times more prevalent than HIV, an estimated HCV-incidence for the UK of more than 100 times HIV-incidence results. The epidemiological information used is the only available at the moment, but one could question representativeness of samples for the national situations. Next to for example the setting of the sample, one criterion for representativeness refers to the sample size: sample sizes differ from 140 in Greece to 67,000 in Italy (UK is in between with approximately 2000 drug users in treatment centers).

We have elaborated in this paper on the incidence-based approach. Cost estimates derived with the incidence-based approach are the most suitable estimates to be used in cost-effectiveness analysis.<sup>[13]</sup> If, for example, one would like to evaluate cost-effectiveness of needle exchange or methadone programmes with respect to infections averted, lifetime costs related to one incident case of infection represent the appropriate type of information.

If on the other hand the budget impact of drug addiction were the focus of analysis, and if this impact is expected to change with new technologies, the prevalence-based approach - applied over a well-defined period of analysis - is more appropriate to support decisions from the pharmaco-economic point of view. With respect to the long-term social costing or full pharmaco-economic impact incidence and prevalence-based approaches are myopic.

In conclusion, a preliminary cost estimate for incidence-based drug-addiction-related costs for HCV, HBV and HIV in EU-countries has been provided. Further model development will be directed to designing a prevalence-based approach and estimating other cost categories.

Table 1

Estimated costs of drugs-related HCV, HBV and HIV as percentage of expenditures on health in 1995 (using purchasing power parities for gross domestic product for exchange between currencies; source: OECD<sup>[11]</sup>)

Belgium	0.09%
Denmark	0.12%
France	0.09%
Germany	0.06%
Greece	0.08%
Italy	0.73%
Netherlands	0.04%
Portugal	1.86%
Spain	2.07%
UK	0.16%

Table 2

Percentage distribution of estimated social costs of drug addiction in France<sup>[20]</sup> and Canada<sup>[21]</sup> over various cost categories

	France	Canada
Direct health-care *	12%	6%
Direct other <sup>@</sup>	36%	34%
Indirect <sup>#</sup>	52%	60%

\* Costs of HIV/AIDS and Subutex treatment only

<sup>@</sup> Comprising costs for governments, costs of prevention, research and law enforcement

<sup>#</sup> Indirect costs for sickness absence and mortality, using the human capital method for enumeration

1. Bootman JL, Townsend RJ, McGhan WF: Principles of Pharmacoeconomics. Cincinnati: Harvey Whitney Books Company 1996
2. EMCDDA: Annual Report on the State of the Drugs Problem in the European Union. EMCDDA 1997
3. Kim S, Coletti S, Williams C, Hepler N: Benefit Cost Analysis of Drug Abuse Prevention Programs; a macroscopic approach. Drug Education 1995, 25:111-27
4. Rice D, Kelman S, Miller L: Estimates of Economic Costs of Alcohol and Drug Abuse and Mental Illness, 1985-88. Public Health Reports 1991, 106:280-92
5. Drummond MF, O'Brien B, Stoddart GL, Torrance GW: Methods for the Economic Evaluation of Health Care Programmes. Oxford: Oxford University Press 1999
6. Postma MJ, Welte R, van den Hoek JAR, van Doornum GJJ, Coutinho RA, Jager JC: Opportunistic Screening for Genital Infections with *Chlamydia trachomatis* among the Sexually Active Population of Amsterdam; cost-effectiveness of screening women (in Dutch). Nederlands Tijdschrift voor Geneeskunde 1999, 143:677-81
7. Postma MJ: Assessment of the Economic Impact of AIDS at National and Multi-national Level. Thesis at Maastricht University, 1998
8. Downs AM, Heisterkamp SH, Brunet J-B, Hamers FF: Reconstruction and Prediction of the HIV/AIDS Epidemic among Adults in the European Union and in the Low Prevalence Countries of central and eastern Europe. AIDS 1997, 11:649-662
9. Wiessing LG, Hartnoll RL, Houweling H, Jager JC, Downs AM, Hamers FF: Impact and Control of AIDS, HIV, and Hepatitis B and C among Injecting Drug users in Europe: an exploratory overview. In: Inaugural Meeting Report by National Institute on Drug Abuse / National Institutes of Health / US Dep of Health and Human Services (June 25-26 1998, Geneva)
10. Postma MJ, Van Bergen J, Jager JC: Pharmaco-economic Evaluation of Antiretrovirals in Treatment and Prevention of HIV/AIDS. In: Clinical Science (Part II of Proceedings of 12th World AIDS Conference 1998), pages 381-5
11. OECD Health data 99, Paris 1999
12. Dutch Ministry of Finance: Financial Information and Administration for the Government (in Dutch; HAFIR). The Hague: Ministry 1996
13. Gold ME, Russel LB, Siegel JE, Weinstein MC: Cost-effectiveness in Health and Medicine. New York/Oxford: Oxford University Press 1996
14. De Wit GA, Welte RA: Economic Evaluation of Hepatitis B Vaccination Strategies; a systematic review of the literature. Bilthoven: RIVM 1999 (report 403505 003)
15. De Wit GA, Kretzschmar MEE, Smits LJM, Struijs JN, Postma MJ, Van de Laar MJW, Jager JC: Cost-effectiveness of National Hepatitis B Vaccination; interim report. Bilthoven: RIVM 2000 (report 403505 004)
16. Brown K, Crofts N: Health-care Costs of a Continuing Epidemic of Hepatitis C Virus Infection among Injecting Drug users. Australia New Zealand Journal of Public Health 1998, 22:384-8
17. Personal communication Ardine de Wit (RIVM)
18. Petrou S, Dooley M, Whitaker L, Beck E, Kupek E, Wadsworth J, Miller D, Renton A: The Economic Costs of Caring for People with HIV Infection and AIDS in England and Wales. PharmacoEconomics 1996, 9:332-40
19. Holtgrave DR, Pinkerton SD: Updates of Cost of Illness and Quality of Life Estimates for Use in Economic Evaluations of HIV Prevention Programs. J of Acquired Immune Deficiency Syndromes and Human Retrovirology 1997, 16:54-62
20. Kopp P: Calculating the Social Cost of Illicit Drugs. Interim Report for the Council of Europe, Paris 2000
21. Single E, Robson L, Xie X, Rehm J: The economic costs of alcohol, tobacco and illicit drugs in Canada, 1992. Addiction 1998, 93:991-1006
22. Koopmanschap MA, Rutten FFH, Van Ineveld BM, Van Roijen L. The Friction Cost Method for Estimating Indirect Costs of Disease. J of Health Economics 1995, 14:171-89

Figure 1: Estimated lifetime costs of HIV-infection in six EU-countries

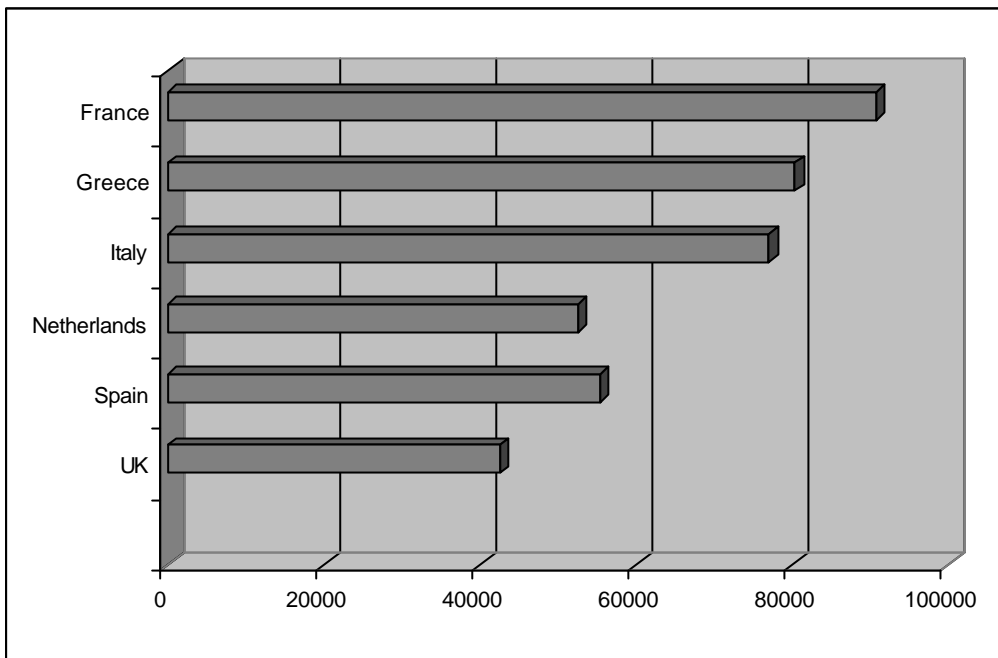


Figure 2: Distribution of estimated drug-related costs for HCV (white), HBC (grey) and HIV (black) for the EU as a whole (excluding Ireland and Luxembourg)

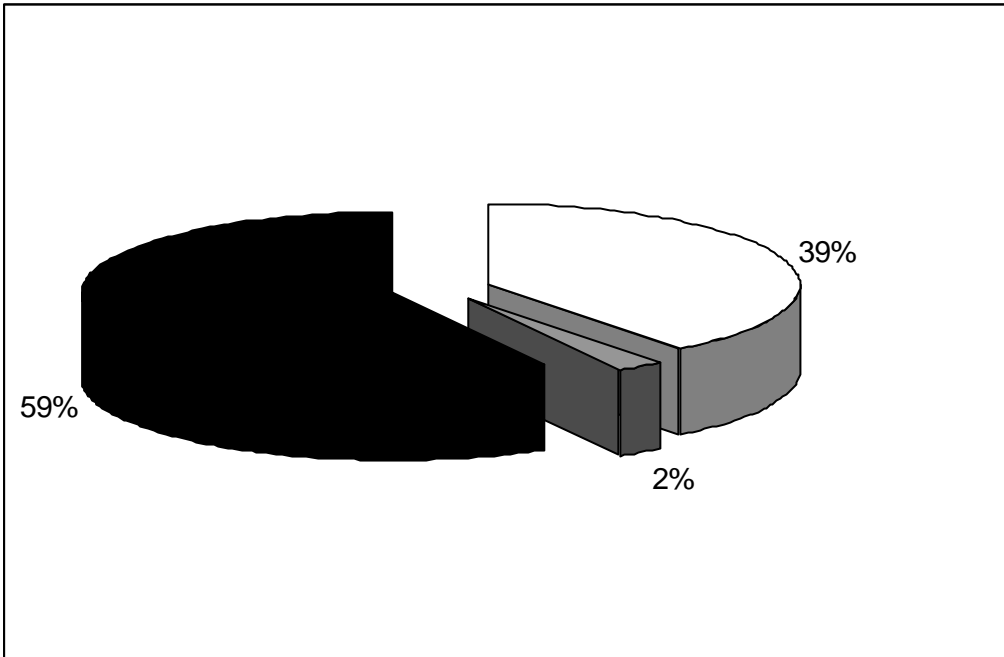




Figure 3: Costs of HCV (white), HBV (grey) and HIV (black) in €(millions) for ten EU-countries.

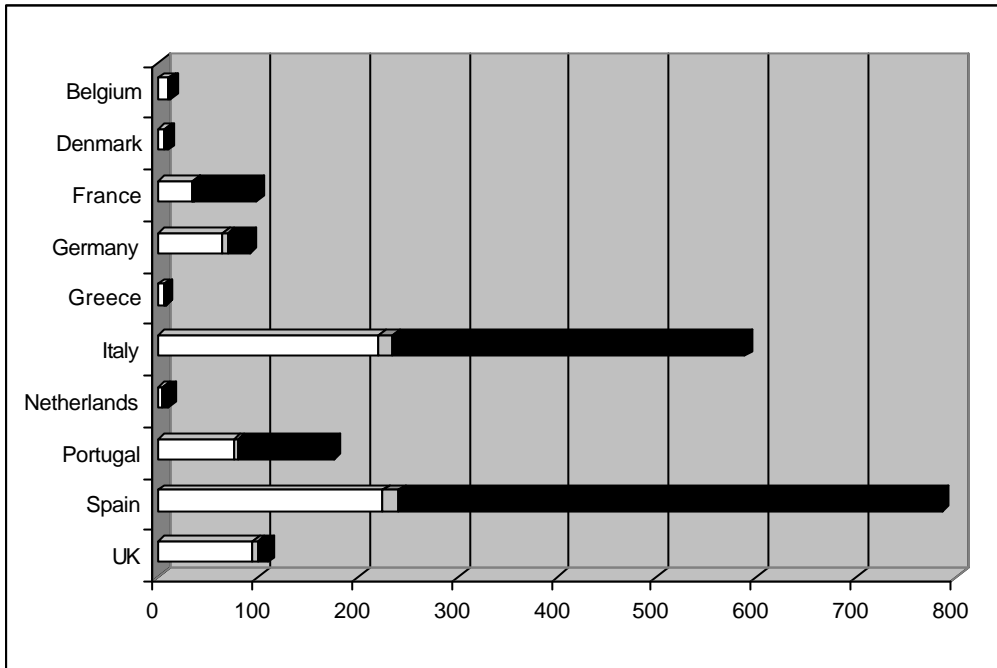


Figure 4:

Sensitivity analysis for total costs of drug-related HCV, HBV and HIV for the EU as a whole (in millions € excluding Ireland and Luxembourg): baseline, variation in the discount rate (4% in baseline), variation in level of lifetime HCV-costs as percentage of lifetime HIV-costs and correction for outpatient costs in costs of acute-care day by 10% (30% in baseline; *see text*)

