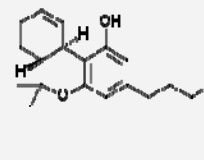
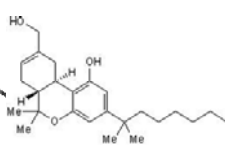
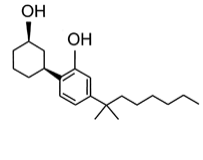
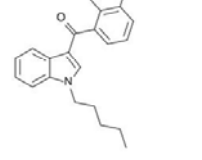
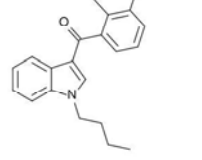
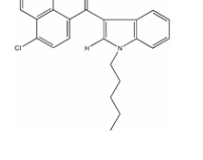
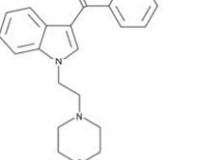
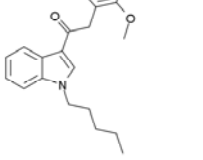




EMCDDA–Europol 2009 Annual Report on the implementation of Council Decision 2005/387/JHA

Annex 3 — THC and seven synthetic cannabinoids with high affinity for cannabinoid (CB₁) receptors found in ‘Spice’ products

NAME	Δ^9 -THC	HU-210	CP 47,497	JWH-018	JWH-073	JWH-398	JWH-200	JWH-250
FIELD								
Family / Group	Naturally occurring dibenzopyran	‘Classical’ CB – dibenzopyran	Cyclohexylphenol	Naphthoylindole	Naphthoylindole	Naphthoylindole	Naphthoylindole	Phenylacetylindole / benzoylindole
Subgroup	Chiral tricyclic terpenoid derivative with a dibenzopyran ring	THC analogue	AC-bicyclic cyclohexylphenol	1-alkyl-3-(1-naphthoyl)indole	1-alkyl-3-(1-naphthoyl)indole	3-(4-halo-1-naphthoyl)indole	1-[2-(4-morpholino)alkyl]-3-(1-naphthoyl)indole	1-pentyl-3-phenylacetylindole
Structure								
Potency and selectivity	Partial agonist at CB ₁	Full non-selective agonist at CB ₁ /CB ₂	Potent selective CB ₁ agonist	Very potent selective CB ₂ agonist (also potent CB ₁ agonist)	Potent selective CB ₁ agonist (also weaker CB ₂ agonist)	Very potent non-selective CB ₁ /CB ₂ agonist	CB ₁ agonist	Potent selective CB ₁ agonist (also weaker CB ₂ agonist)
Binding affinity for CB₁ – Ki [nM]	10.2 (ACMD 2009)	0.06 (Howlett et al. 2002)	9.54 (Auwärter et al. 2009)	9 (Huffman 2009; Huffman et al. 2003)	8.9 (Huffman 2009; Huffman et al. 2003)	2.3 (Huffman 2009)	42 (Huffman 2009)	11 (Huffman 2009)
Synthesised by	Naturally occurring phytochemical	R. Mechoulam	Pfizer	J.W. Huffman	J.W. Huffman	J.W. Huffman	J.W. Huffman	J.W. Huffman
First notified by	N/A	United Kingdom	Germany	Austria	Netherlands	United Kingdom	Lithuania	Germany
Control measures	Internationally controlled	AT, DK, EE, FR, LV, LT, LU, SE, UK	AT, DK, EE, FR, DE, LV, LT, LU, RO, SE, UK	AT, DK, EE, FR, DE, LV, LT, LU, PL, RO, SE, UK	DK, EE, DE, LV, LT, LU, SE, UK	DK, LV, LU, UK	DK, LU, UK	DK, LV, LU, UK