



ADB-CHMINACA

Report on the risk assessment of *N*-(1-amino-3,3-dimethyl-1-oxobutan-2-yl)-1-(cyclohexylmethyl)-1*H*-indazole-3-carboxamide in the framework of the Council Decision on new psychoactive substances

About this series

EMCDDA Risk Assessments are publications examining the health and social risks of individual new psychoactive substances.

The Risk Assessment Report consists of an analysis of the scientific and law enforcement information available on the new psychoactive substance under scrutiny and the implications of placing it under control. It is the outcome of a meeting convened under the auspices of the EMCDDA Scientific Committee.

This process is part of a three-step procedure involving information exchange/early warning, risk assessment and decision-making in the framework of Council Decision 2005/387/JHA.

Contents

Foreword	3
EMCDDA actions on monitoring and responding to new drugs.....	4
Europol–EMCDDA Joint Report on ADB-CHMINACA (<i>N</i> -(1-amino-3,3-dimethyl-1-oxobutan-2-yl)-1-(cyclohexylmethyl)-1 <i>H</i> -indazole-3-carboxamide) — a summary	5
Risk Assessment Report on a new psychoactive substance: <i>N</i> -(1-Amino-3,3-dimethyl-1-oxobutan-2-yl)-1-(cyclohexylmethyl)-1 <i>H</i> -indazole-3-carboxamide (ADB-CHMINACA).....	6
Technical report on <i>N</i> -(1-amino-3,3-dimethyl-1-oxobutan-2-yl)-1-(cyclohexylmethyl)-1 <i>H</i> -indazole-3-carboxamide (ADB-CHMINACA).....	25
Participants of the risk assessment meeting, 7-8 November 2017	80

Acknowledgements

The EMCDDA would like to thank the following for their contribution in producing this publication:

- the members of the extended Scientific Committee of the EMCDDA; the advisers to the Scientific Committee and the invited external experts who took part in the risk assessment meeting;
- the Early Warning System (EWS) correspondents of the Reitox national focal points (NFPs) and experts from their national EWS networks;
- the services within each Member State that collected the raw data for the risk assessment;
- Europol, the European Medicines Agency (EMA) and the European Commission;
- the World Health Organization;
- Dr Simon Brandt, School of Pharmacy and Biomolecular Sciences, Liverpool John Moores University, Liverpool;
- Dr Simon Elliott, Alere Forensics, Worcestershire;
- Dr István Ujváry, hon. associate professor, Budapest University of Technology and Economics; hon. associate professor, University of Szeged; iKem BT, Budapest.

Project team: Anabela Almeida, Rachel Christie, Helgi Valur Danielsson, Rita Jorge, Joanna De Moraes and Sofia Sola (EMCDDA) and Werner Verbruggen (Europol).

Project leaders: Michael Evans-Brown, Ana Gallegos and Roumen Sedefov (EMCDDA).

Foreword

This publication presents the data and findings of the risk assessment on ADB-CHMINACA (*N*-(1-amino-3,3-dimethyl-1-oxobutan-2-yl)-1-(cyclohexylmethyl)-1*H*-indazole-3-carboxamide), carried out by the extended Scientific Committee of the EMCDDA on 7 and 8 November 2017.

The Risk Assessment Report, which was submitted to the European Commission and the Council of the European Union on 14 November 2017, examines the health and social risks of the drug, information on international trafficking and the involvement of organised crime, as well as a consideration of the potential implications of subjecting the drug to control measures. ADB-CHMINACA is the sixteenth new psychoactive substance to be risk assessed under the terms of Council Decision 2005/387/JHA.

On the basis of the Risk Assessment Report — and on the initiative of the European Commission — on 14 May 2018, the Council decided that ADB-CHMINACA should be subject to control measures across the Member States. This decision was adopted in the final stage of the three-step process — early warning, risk assessment and control of new psychoactive substances — established by the Council Decision 2005/387/JHA. This legal framework allows the EU institutions and Member States to act on all new and potentially threatening narcotic and psychotropic drugs which appear on the European drug scene, with the EMCDDA and Europol, in collaboration with their respective networks playing a central role in the early detection of such substances as well as the harms caused by their use — information that underpins risk assessment, and, ultimately, decision-making.

In this respect we would like to acknowledge the excellent work done by the networks of the EMCDDA and Europol, as well as those of the EMA — the Reitox national focal points, Europol national units and the national competent authorities responsible for medicinal products — who played an essential role in collecting and providing national data.

Finally, we would like to thank all the participants in the risk assessment process for the high quality of work carried out. The resulting report is a valuable contribution at European level, which gives clear support to political decision-making.

Dr Anne Line Bretteville-Jensen

Chair, Scientific Committee of the EMCDDA

Alexis Goosdeel

Director, EMCDDA

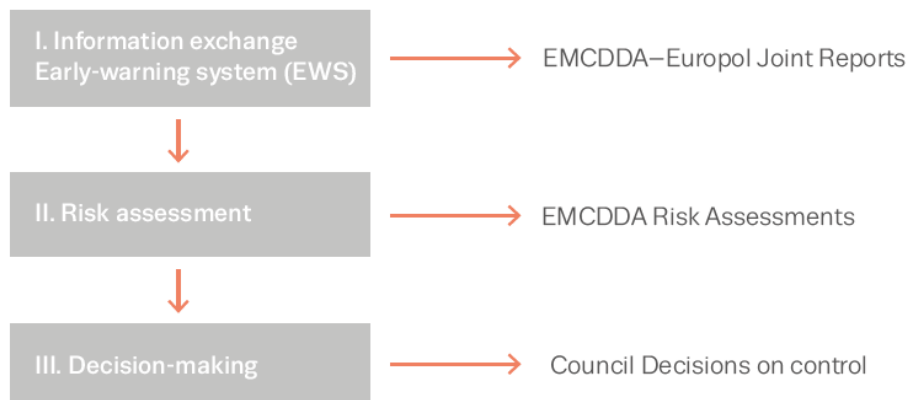
EMCDDA actions on monitoring and responding to new drugs

The EMCDDA has been assigned a key role in the detection and assessment of new drugs in the European Union under the terms of a Council Decision 2005/387/JHA on the information exchange, risk-assessment and control of new psychoactive substances.

It establishes a mechanism for the rapid exchange of information on new psychoactive substances and provides for an assessment of the risks associated with them in order to permit the measures applicable in the Member States for the control of narcotic and psychotropic substances to be applied also to new psychoactive substances.

The three-step process involves information exchange/early warning, risk assessment and decision-making (see below). More detailed information can be found in the section 'Action on new drugs' of the EMCDDA's website: www.emcdda.europa.eu/activities/action-on-new-drugs

Council Decision 2005/387/JHA of 10 May 2005 on the information exchange, risk-assessment and control of new psychoactive substances:



Europol–EMCDDA Joint Report on ADB-CHMINACA (*N*-(1-amino-3,3-dimethyl-1-oxobutan-2-yl)-1-(cyclohexylmethyl)-1*H*-indazole-3-carboxamide) — a summary

Europol–EMCDDA Joint Report on a new psychoactive substance: *N*-(1-amino-3,3-dimethyl-1-oxobutan-2-yl)-1-(cyclohexylmethyl)-1*H*-indazole-3-carboxamide — in accordance with Article 5 of Council Decision 2005/387/JHA on the information exchange, risk assessment and control of new psychoactive substances

In March 2017, the EMCDDA and Europol examined the available information on a new psychoactive substance *N*-(1-amino-3,3-dimethyl-1-oxobutan-2-yl)-1-(cyclohexylmethyl)-1*H*-indazole-3-carboxamide, commonly known by the abbreviation ADB-CHMINACA, through a joint assessment based upon the following criteria: (1) the amount of the material seized; (2) evidence of organised crime involvement; (3) evidence of international trafficking; (4) analogy with better-studied compounds; (5) evidence of the potential for further (rapid) spread; and (6) evidence of cases of serious intoxication or fatalities.

The EMCDDA and Europol agreed that the information available on ADB-CHMINACA satisfied criteria 1, 4 and 6. The two organisations therefore concluded that sufficient information has been accumulated to merit the production of a Joint Report on ADB-CHMINACA as stipulated by Article 5.1 of the Decision. Accordingly, the NFPs, the Europol national units (ENUs), the EMA and the World Health Organization (WHO) were formally asked to provide the relevant information within six weeks from the date of the request, i.e. by 6 June 2017.

The resulting Joint Report on ADB-CHMINACA was submitted to the Council, the Commission and the EMA on 3 July 2017. The report concluded that the health and social risks, caused by the use of, the manufacture of, and traffic in ADB-CHMINACA, as well as the involvement of organised crime and possible consequences of control measures, could be thoroughly assessed through a risk assessment procedure as foreseen by Article 6 of Council Decision 2005/387/JHA.

The full text of the Joint Report can be found at:

<http://www.emcdda.europa.eu/publications/joint-reports/adb-chmina>

Risk Assessment Report on a new psychoactive substance: *N*-(1-Amino-3,3-dimethyl-1-oxobutan-2-yl)-1-(cyclohexylmethyl)-1*H*-indazole-3-carboxamide (ADB-CHMINACA)

Introduction

This risk assessment report presents the summary findings and the conclusion of the risk assessment carried out by the extended Scientific Committee of the European Monitoring Centre for Drugs and Drug Addiction (EMCDDA) on the new psychoactive substance *N*-(1-amino-3,3-dimethyl-1-oxobutan-2-yl)-1-(cyclohexylmethyl)-1*H*-indazole-3-carboxamide (commonly known as ADB-CHMINACA). The report is intended for policy makers and decision makers in the institutions of the European Union.

The report has been prepared and drafted in accordance with the conceptual framework and the procedure set out in the risk assessment operating guidelines ⁽¹⁾. It is written as a stand-alone document, which presents a summary of the information considered during the detailed analysis of the scientific and law enforcement data available at this time. The conclusion section of the report summarises the main issues addressed and reflects the opinions held by the members of the Scientific Committee. A list of the information resources considered by the Scientific Committee, including a detailed technical report on ADB-CHMINACA, is provided below.

The risk assessment has been undertaken in compliance with Article 6 of Council Decision 2005/387/JHA of 10 May 2005 on the information exchange, risk assessment and control of new psychoactive substances ⁽²⁾ (hereafter 'Council Decision'). The Council Decision establishes a mechanism for the rapid exchange of information on new psychoactive substances (hereafter 'EU Early Warning System' ⁽³⁾) that may pose public health and social threats, including those related to the involvement of organised crime. Thus, it allows the institutions of the European Union and the Member States to act on all new narcotic and psychotropic substances ⁽⁴⁾ that appear on the European Union drug market. The Council Decision

⁽¹⁾ EMCDDA (2010), *Risk assessment of new psychoactive substances: Operating guidelines*, Publications Office of the European Union, Luxembourg. Available at: <http://www.emcdda.europa.eu/html.cfm/index100978EN.html>

⁽²⁾ OJ L 127, 20.5.2005, p. 32.

⁽³⁾ The information exchange mechanism laid down by the Council Decision is operationalized as the *European Union Early Warning System on New Psychoactive Substances* ('EU Early Warning System'). It is operated by the EMCDDA and Europol in partnership with the Reitox national focal points and Europol National Units in the Member States, the European Commission, and the European Medicines Agency.

⁽⁴⁾ According to the definition provided by the Council Decision, a 'new psychoactive substance' means a new narcotic drug or a new psychotropic drug in pure form or in a preparation; 'new narcotic drug' means a substance in pure form or in a

also provides for an assessment of the risks associated with these new psychoactive substances so that, if necessary, control measures can be applied in the Member States for narcotic and psychotropic substances ⁽⁵⁾.

ADB-CHMINACA was formally notified on 24 September 2014 by the EMCDDA on behalf of the Hungarian national focal point, in accordance with Article 4 of the Council Decision. The notification related to the seizure of 2.07 grams of light brown powder seized in August 2014 by police. Following an assessment of the available information on ADB-CHMINACA, and, in accordance with Article 5 of the Council Decision, on 3 July 2017 the EMCDDA and Europol submitted a Joint Report on ADB-CHMINACA ⁽⁶⁾ to the Council of the European Union, the European Commission, and the European Medicines Agency (EMA). Taking into account the conclusion of the Joint Report, and, in accordance with Article 6 of the Council Decision, on 14 September 2017 the Council formally requested that ‘the risk assessment should be carried out by the extended Scientific Committee of the EMCDDA and be submitted to the Commission and the Council within twelve weeks from the date of this notification’.

In accordance with Article 6.2, the meeting to assess the risks of ADB-CHMINACA was convened under the auspices of the Scientific Committee of the EMCDDA with the participation of four additional experts designated by the Director of the EMCDDA, acting on the advice of the Chairperson of the Scientific Committee, chosen from a panel proposed by Member States and approved by the Management Board of the EMCDDA. The additional experts were from scientific fields that were either not represented, or not sufficiently represented on the Scientific Committee, and whose contribution was necessary for a balanced and adequate assessment of the possible risks of ADB-CHMINACA, including health and social risks. A further four experts participated in the risk assessment: two experts from the Commission, one expert from Europol, and one expert from the European Medicines Agency (EMA). The meeting took place on 7 and 8 November 2017 at the EMCDDA in Lisbon. The risk assessment was carried out on the basis of information provided to the Scientific Committee by the Member States, the EMCDDA, Europol and the EMA. A list of the extended Scientific Committee, as well as the list of other participants attending the risk assessment meeting, is annexed to this report (Annex 2).

For the risk assessment, the extended Scientific Committee considered the following information resources:

preparation that has not been scheduled under the 1961 United Nations Single Convention on Narcotic Drugs, and that may pose a threat to public health comparable to the substances listed in Schedule I, II or IV; ‘new psychotropic drug’ means a substance in pure form or in a preparation that has not been scheduled under the 1971 United Nations Convention on Psychotropic Substances, and that may pose a threat to public health comparable to the substances listed in Schedule I, II, III or IV.

⁽⁵⁾ In compliance with the provisions of the United Nations Single Convention on Narcotic Drugs, 1961, and the United Nations Convention on Psychotropic Substances, 1971.

⁽⁶⁾ EMCDDA (2017), EMCDDA–Europol Joint Report on a new psychoactive substance *N*-(1-amino-3,3-dimethyl-1-oxobutan-2-yl)-1-(cyclohexylmethyl)-1*H*-indazole-3-carboxamide (ADB-CHMINACA), EMCDDA, Lisbon. Available at: <http://emcdda.europa.eu/publications/joint-reports/adb-chminaca>

- Technical report on *N*-(1-Amino-3,3-dimethyl-1-oxobutan-2-yl)-1-(cyclohexylmethyl)-1*H*-indazole-3-carboxamide (ADB-CHMINACA) (Annex 1);
- EMCDDA–Europol Joint Report on a new psychoactive substance: *N*-(1-amino-3,3-dimethyl-1-oxobutan-2-yl)-1-(cyclohexylmethyl)-1*H*-indazole-3-carboxamide (ADB-CHMINACA) ⁽⁶⁾;
- Open source information including scientific articles, official reports, grey literature, internet drug discussion forums and related websites (hereafter ‘user websites’);
- Additional information provided during the course of the risk assessment meeting by the participants;
- The EMCDDA operating guidelines for the risk assessment of new psychoactive substances ⁽¹⁾; and,
- Council Decision 2005/387/JHA of 10 May 2005 on the information exchange, risk assessment and control of new psychoactive substances ⁽²⁾.

Finally, it is important to note that this risk assessment report contains a discussion of the available information on serious adverse events such as acute intoxications (typically presenting to hospital emergency departments) and deaths associated with ADB-CHMINACA. Such information is critical to the identification of emerging toxicological problems associated with new psychoactive substances within the European Union. In this context, it is important to recognise that the capacity to detect, identify, and report these events differ both within and between Member States. In the past few years, programmes have been introduced in some Member States to strengthen these capacities. The EMCDDA’s toxicovigilance system, which is a central component of the EU Early Warning System, has also been strengthened resulting in more information being available regarding serious adverse events associated with new psychoactive substances. Nonetheless, it is likely that these events remain under-detected and under-reported.

Physical, chemical and pharmacological description

N-(1-Amino-3,3-dimethyl-1-oxobutan-2-yl)-1-(cyclohexylmethyl)-1*H*-indazole-3-carboxamide, also known as ADB-CHMINACA and MAB-CHMINACA, is a synthetic cannabinoid receptor agonist (synthetic cannabinoid). The common name for the substance is derived after its structural features ⁽⁷⁾: a dimethylaminobutanone linked group (ADB), a cyclohexylmethyl tail (CHM), an indazole core (INA) and a carboxamide linker (CA).

ADB-CHMINACA contains a stereogenic centre and therefore two possible enantiomers may exist, (*R*)- and (*S*)-ADB-CHMINACA. (*S*)-ADB-CHMINACA was originally described in a patent application by Pfizer Inc. and published in 2009. No information is available on whether the ADB-CHMINACA found in the European drug market corresponds to the (*R*)- or (*S*)- enantiomer, or a mixture of both. Based on the

⁽⁷⁾ Different naming systems exist and are used for applying short/code names to synthetic cannabinoids. <http://www.emcdda.europa.eu/topics/pods/synthetic-cannabinoids>

literature and the precursors most likely to be used, an (S)-configuration of the stereocentre could be expected.

Synthetic cannabinoids such as ADB-CHMINACA are functionally similar to Δ^9 -tetrahydrocannabinol (THC), the major psychoactive principle of cannabis. Like THC, they bind to and activate the CB₁ and CB₂ cannabinoid receptors which form part of the endocannabinoid system — a system that helps regulate a large number of physiological functions in the body such as behaviour, mood, pain, appetite, sleep, the immune system, and the cardiovascular system. Many synthetic cannabinoids were first developed to study the endocannabinoid system as well as to explore their potential as therapeutic agents to treat a number of diseases and their symptoms (such as neurodegenerative diseases, drug dependence, pain disorders, and cancer).

Since around 2006, ‘legal high’ products containing synthetic cannabinoids have been sold in Europe as ‘herbal smoking mixtures’ and marketed as ‘legal’ replacements for cannabis. These products are made by dissolving the synthetic cannabinoids in solvents such as acetone or methanol and then mixing them with, or, spraying them on, plant material such as the herbs Damiana (*Turnera diffusa*) and Lamiaceae (such as *Melissa*, *Mentha* and *Thymus*). Such products are generally referred to by a variety of names in Europe, including ‘Spice’⁽⁸⁾, ‘herbal smoking mixtures’, ‘herbal incense’, and ‘synthetic cannabis’. Manufacturers of smoking mixtures frequently change the synthetic cannabinoids in the products, which means that product names are not a reliable source of information regarding the actual substances that are present. Almost 180 synthetic cannabinoids, in hundreds of different products, have been identified on the European drug market since 2008. They are the largest group of substances that are monitored by the EMCDDA through the EU Early Warning System.

A number of cannabinoids are controlled under the United Nations Convention on Psychotropic Substances, 1971 (Schedule II). These are: the major active principle of cannabis, delta-9-tetrahydrocannabinol (Δ^9 -THC)⁽⁹⁾, as well as the synthetic cannabinoids JWH-018⁽¹⁰⁾, AM-2201⁽¹¹⁾, MDMB-CHMICA⁽¹²⁾, 5F-APINACA (5F-AKB-48)⁽¹³⁾, and XLR-11⁽¹⁴⁾.

In its pure form ADB-CHMINACA has been described as a white powder or crystalline solid. It is poorly soluble in water.

Information provided from seizures and collected samples reported to the EMCDDA have noted that ADB-CHMINACA is typically found in herbal/plant material (including as commercially-branded ‘legal high’ products) and as a powder. To a lesser extent, other forms, such as blotters, have also been reported.

⁽⁸⁾ Which is a reference to the most common brand name used for these types of products when they first appeared on the European market.

⁽⁹⁾ Including some of its named isomers and their stereochemical variants.

⁽¹⁰⁾ JWH-018: naphthalen-1-yl(1-pentyl-1*H*-indol-3-yl)methanone.

⁽¹¹⁾ AM-2201: 1-(5-fluoropentyl)-1*H*-indol-3-yl-(naphthalen-1-yl)-methanone.

⁽¹²⁾ MDMB-CHMICA: methyl (2*S*)-2-([1-(cyclohexylmethyl)-1*H*-indole-3-carbonyl]amino-3,3-dimethylbutanoate. MDMB-CHMICA was risk assessed by the Scientific Committee of the EMCDDA in July 2016.

⁽¹³⁾ 5F-APINACA: *N*-(adamantan-1-yl)-1-(5-fluoropentyl)-1*H*-indazole-3-carboxamide.

⁽¹⁴⁾ XLR-11: [1-(5-fluoropentyl)-1*H*-indole-3-yl](2,2,3,3-tetramethylcyclopropyl)methanone.

The analytical identification of ADB-CHMINACA in physical and biological samples is possible using standard analytical techniques. These include chromatographic and mass spectrometric methods.

Analytical reference material is important for correct identification and for facilitating the quantification of ADB-CHMINACA in physical and biological samples. Such material is commercially available.

Route of administration and dosage

The most common way of using synthetic cannabinoids such as ADB-CHMINACA is by smoking either ready-to-use or homemade 'smoking mixtures' as a cigarette ('joint') or by using a vaporizer, 'bong', or pipe. Some synthetic cannabinoids, including ADB-CHMINACA, have also been offered in the form of e-liquids for vaping in e-cigarettes. Additionally, users might also prepare ADB-CHMINACA containing e-liquids at home. To a lesser extent, other routes of administration for synthetic cannabinoids have been reported; these include oral and rectal.

Limited information is available regarding the dose and the dose regimens of ADB-CHMINACA. User reports specifically about ADB-CHMINACA were not particularly revealing. It is not possible to discern the 'typical' dosages administered as most individuals use herbal smoking mixtures. Nonetheless, based on data from the analysis of some of these products, a gram of herbal material could contain more than 100 mg of ADB-CHMINACA (and potentially other synthetic cannabinoids). These compounds may be active at less than 1 mg.

Pharmacology

Data on the pharmacodynamic effects of ADB-CHMINACA show that it is a potent and full agonist at the CB₁ receptor (i.e. activates the receptor) of the endocannabinoid system. So far ADB-CHMINACA has been identified as an agonist at the CB₂ receptor. These data show that ADB-CHMINACA is more potent than JWH-018, which is a full agonist under international control.

Data on the pharmacokinetics of ADB-CHMINACA are limited to the identification of metabolites. So far, a number of metabolites have been identified in humans. At least some of these appear to be active at the CB₁ receptor, although the extent to which these metabolites contribute to psychoactive effects remains to be investigated.

No studies were identified that have investigated the pharmacodynamics of ADB-CHMINACA on other pharmacological targets.

Interactions with other substances, medicines, and other forms of interactions

No studies were identified that have investigated the potential interactions of ADB-CHMINACA.

Psychological and behavioural effects

While there is limited data, the psychological and behavioural effects of ADB-CHMINACA appear to share some similarities with cannabis, THC, and other synthetic cannabinoids. This includes: relaxation, euphoria, lethargy, confusion, anxiety, and fear, distorted perception of time, depersonalisation, hallucinations, paranoia, as well as dry mouth, bloodshot eyes, tachycardia, nausea, vomiting, and

impaired motor performance. These effects appear to be much more pronounced and severe when compared to cannabis. In addition, psychotic episodes, as well as aggressive and violent behaviour, have also been reported.

Legitimate uses

ADB-CHMINACA is used as an analytical reference material in clinical and forensic case work/investigations as well as scientific research. There is currently no information that suggests ADB-CHMINACA is used for other legitimate purposes.

There are no reported uses of ADB-CHMINACA as a component in industrial, cosmetic, or agricultural products. In addition, a search of the Registration, Evaluation, Authorisation and Restriction of Chemicals (REACH) registered substances database hosted by the European Chemicals Agency (ECHA) using the available CAS Registry Numbers returned no hits.

There is no marketing authorisation (existing, on-going, or suspended) for ADB-CHMINACA in the European Union or in the Member States that responded to the request for information, that was undertaken as part of the Joint Report process ⁽⁶⁾.

There is no information to suggest that ADB-CHMINACA is currently used in the manufacture of a medicinal product in the European Union ⁽⁶⁾. However, in the absence of a database on the synthetic routes of all medicinal products it is not possible to confirm whether or not ADB-CHMINACA is currently used in the manufacture of a medicinal product.

Chemical precursors that are used for the manufacture

The chemical precursors and the synthetic routes to manufacture ADB-CHMINACA are known from the literature, but no specific synthetic conditions have been described.

No information is available on the synthetic pathways used to synthesize the ADB-CHMINACA which has been found in the European market, but based on the literature information available methyl 1*H*-indazole-3-carboxylate and L-*tert*-leucinamide (for synthesis of the (*S*)-enantiomer) are likely reagents. The use of D-*tert*-leucinamide or the D,L-racemate should theoretically give the (*R*)- and the racemic form of ADB-CHMINACA; this information is however not specifically indicated in the available literature.

Commercially available domestic or industrial products which could be used for synthesis of ADB-CHMINACA may contain potentially toxic substances, including heavy metals and organic solvents. Use of such products as reagents may result in serious toxic effects if the resultant impure product is consumed. The herbal material which is used as a basis for smoking mixtures may also contain toxicologically relevant substances (such as pesticides that could potentially be present in the plant material).

Health risks

Individual health risks

The assessment of individual health risks includes consideration of the acute and chronic toxicity of ADB-CHMINACA, as well as its abuse liability and dependence potential. Similarities to, and, differences from, other chemically or pharmacologically related substances should also be considered.

It is important to note that when interpreting information from acute intoxications and deaths as well as information from user websites, individuals may have used other pharmacologically active substances in addition to ADB-CHMINACA. The presence of and/or interaction with other substances or pre-existing health conditions may account for some of the effects reported.

Some individuals may use ADB-CHMINACA in combination with other drugs (either intentionally or unintentionally). ADB-CHMINACA is typically encountered in combination with other substances in commercially branded 'legal high' products, and, in particular, with other synthetic cannabinoids. Analyses of various seized products have shown that the composition can vary significantly over geographical areas and time. Therefore, the users are unlikely to be aware of the substance(s) being ingested and doses used (by whatever route). This presents an inherent risk to the individual.

As synthetic cannabinoids such as ADB-CHMINACA mimic the effects of THC, their effects appear to have some similarities with cannabis. This includes: relaxation, euphoria, lethargy, confusion, anxiety, and fear, distorted perception of time, depersonalisation, hallucinations, paranoia, as well as dry mouth, bloodshot eyes, tachycardia, nausea, vomiting, and impaired motor performance. In some cases, these effects appear to be much more pronounced and severe when compared to cannabis.

Severe and fatal poisonings have occurred with synthetic cannabinoids. This can include severe cardiovascular toxicity (including sudden death), severe central nervous system depression (such as rapid loss of consciousness/coma), respiratory depression, seizures and convulsions, hyperemesis, delirium, agitation, psychotic episodes, and aggressive and violent behaviour.

In addition, some of the features of poisoning—particularly loss of consciousness, respiratory depression, and behavioural effects—may place users at additional risks, such as choking on/aspirating vomit, drowning, falling, hypothermia as a result of falling unconscious outside in cold weather, and self-inflicted violence/injury. The aggressive and violent behaviours reported with synthetic cannabinoids may also place others at risk of injury.

The reasons for these more pronounced and severe effects, as well as severe and fatal poisoning, are poorly understood, but at least two factors are likely to be important: the high potency of the substances and the unintentionally high doses that users are exposed to.

Firstly, studies have found that many of the synthetic cannabinoids, including ADB-CHMINACA, which are sold on the drug market, are much more potent and active, typically behaving as full agonist as compared to THC. This means that even at very small doses they can activate the CB₁ receptor much more strongly than THC.

Secondly, the process for making smoking mixtures (which are the most common way of using these substances) can lead to dangerous amounts of the substances in the products. This is because

producers have to guess the amount of cannabinoids(s) to add, while the mixing process makes it difficult to dilute the substances sufficiently and distribute them consistently throughout the plant material. This can result both in products that contain toxic amounts of the substances in general, as well as products where the cannabinoids are clumped together forming highly concentrated pockets within the plant material. These issues are made worse as the products are typically smoked allowing the substances to be rapidly absorbed into the systemic circulation (bloodstream) and to reach the brain.

The combination of these two factors makes it difficult for users to control the dose that they are exposed to and can lead them to rapidly administer a toxic dose unintentionally. Accounts from patients and people who witness poisonings involving smoking mixtures suggest that in some cases a small number of puffs from a cigarette have been sufficient to cause severe and fatal acute poisoning.

Currently, there is no approved antidote to poisoning caused by synthetic cannabinoids.

Overall, poisoning with synthetic cannabinoids may be made worse when other drugs, especially central nervous system depressants (such as alcohol, opioids, and sedative/hypnotics), are used at the same time.

Acute toxicity

The acute toxicity of ADB-CHMINACA and/or its metabolites have not been studied in non-clinical and clinical studies. In addition to the acute intoxications and deaths reported to the EMCDDA (discussed below), cases of acute intoxications and deaths have also been reported in the literature. In general, the available data suggests that intoxication/poisoning with ADB-CHMINACA appears to be similar to other synthetic cannabinoids.

Acute intoxications

A total of 3 acute intoxications with confirmed exposure to ADB-CHMINACA were reported by the United Kingdom. The cases occurred during 2016. In 1 case, no other substances were detected. In the remaining 2 cases, another synthetic cannabinoid was detected. In all 3 cases, the clinical features of poisoning appeared to be similar to those reported for other synthetic cannabinoids.

Deaths

A total of 13 deaths were reported by 3 Member States: Germany (6), Sweden (5), and Hungary (2). In all cases, exposure to ADB-CHMINACA was analytically confirmed from post-mortem samples.

The deaths in Germany occurred between January 2015 and September 2016. Those in Hungary occurred in 2016 and October 2014. Four of the five deaths in Sweden occurred between February and July 2015, with the remainder occurring in October 2016. Demographic data were available for all but one death and involved only males. The mean age was 28 years (median 28) and ranged from 17 to 38 years.

Cause of death and toxicological significance

A cause of death was reported in all but one case, and, in at least 9 deaths, ADB-CHMINACA was either the cause of death or is likely to have contributed to death (even in presence of other substances); other substances were detected in 11 cases. ADB-CHMINACA was the only drug present in 1 death where additional toxicological information was known.

ADB-CHMINACA was quantified in 12 cases. Post-mortem blood concentrations between 0.7 and 16 ng/mL (median 1.1 ng/mL) and between 5 and 30 ng/g blood were recorded (median 10 ng/g blood). With ng/g being approximately equivalent to ng/mL, an inclusive range of 0.7 to 30 and median of 5.9 ng/mL in blood (~ng/g) across all 12 cases. However, post-mortem blood concentrations cannot necessarily be used to determine a “fatal” concentration. In the majority of circumstances involving synthetic cannabinoids, the mere presence of the drug is of significance whether concentration has been determined or not, especially in situations of poly-drug use and the varying circumstances in which they are used.

A range of other substances were detected in the deaths, including: alcohol, cannabinoids, cocaine, antidepressants, antipsychotics, synthetic cathinones, diphenidines, opioids (buprenorphine and methadone) and benzodiazepines. Other synthetic cannabinoids were detected in 3 of the deaths: 5F-AKB-48, AKB-48, 5F-PB-22, FUB-AKB48 (FUB-APINACA), FUB-AMB, and AB-CHMINACA. In one of these cases, 5 other synthetic cannabinoids were detected in addition to ADB-CHMINACA.

Overall, whilst other substances may have contributed some toxicity, the potent nature of ADB-CHMINACA means the primary toxic contribution could be attributed to the drug and death may not have occurred if ADB-CHMINACA had not been used. However, in the 3 cases where multiple synthetic cannabinoids were present, it is not possible or appropriate to identify ADB-CHMINACA as the primary synthetic cannabinoid that may have produced toxicity but a synergistic effect is likely nonetheless. Sufficient case data were available in all 13 deaths and an assessment of the toxicological significance score (TSS) ⁽¹⁵⁾ incorporating the above considerations in the deaths, showed that ADB-CHMINACA had a TSS value of 3 (high) in all 13 deaths (where it was cited as the cause of death or is likely to have contributed to death).

Circumstances of death

There was a lack of information regarding any symptoms experienced by the deceased prior to death in the majority of cases. Where described, the deceased had been sleeping, had vomited or had become unconscious. Where information was known, in the majority of instances the individuals were found dead, predominantly in a home environment (either their own or a friend's). Consequently, it was not possible to identify or evaluate ante-mortem symptoms (especially in relation to acute intoxication) in these cases.

Ability to operate machinery and drive

No studies of the effects of ADB-CHMINACA on the ability to drive and operate machines have been performed. However, it has been reported that intoxications caused by a range of synthetic cannabinoids, including ADB-CHMINACA, significantly impair the mental and physical ability that is required to drive and operate machines.

⁽¹⁵⁾ Elliott, S., Sedefov, R. and Evans-Brown, M. (2017), 'Assessing the toxicological significance of new psychoactive substances in fatalities', Drug Testing and Analysis. <https://doi.org/10.1002/dta.2225>

Chronic toxicity

No studies were identified that investigated the chronic health effects of ADB-CHMINACA and/or its metabolites.

Abuse liability and dependence potential

There have been no studies that have investigated the abuse liability and dependence potential of ADB-CHMINACA. Given what is currently known about the pharmacology of ADB-CHMINACA, including some similarities to THC, it is reasonable to consider that the substance may have both a potential for abuse and dependence. Further research will be required in order to determine such effects.

Public health risks

The public health risks associated with ADB-CHMINACA may be categorised in terms of patterns of use (extent, frequency, route of administration, etc.); availability and quality of the drug; information, availability and levels of knowledge amongst users; and, negative health consequences. Detailed information, including data on sporadic versus chronic use, that allow for a determination of public health risks associated with ADB-CHMINACA are unavailable.

Extent, frequency, and patterns of use

The available data suggest that ADB-CHMINACA is typically sold as commercial branded 'legal high' smoking mixtures in head shops as well as on the Internet as 'legal' replacements for cannabis. It may also be sold directly on the illicit drug market. Overall, the available information does not suggest widespread use of the substance.

No surveys were identified that have investigated the prevalence of ADB-CHMINACA use in the general population or in specific user groups.

Because of the variability in the composition of smoking mixtures, and the fact that the ingredients are not typically disclosed, most users will be unaware that they are using ADB-CHMINACA. As a result, the prevalence of use should be considered in the wider context of the prevalence of use of herbal smoking mixtures (sometimes referred to as 'spice').

The use of herbal smoking mixtures has been studied in some European countries in general population surveys and in specific populations such as students, 'clubbers' and/or internet users. The results of these surveys are not comparable as they use different methodology and samples, but, overall, they indicate generally low prevalence levels in these groups.

It is reasonable to assume that ADB-CHMINACA may be sought by those looking for 'legal' substitutes for cannabis. This includes individuals subject to drug testing (such as drivers, prisoners, those in drug treatment, and those subject to workplace drug testing), as commonly used drug tests may be unable to detect the compounds.

In addition, reports suggest that in some areas, high risk drug users and other vulnerable groups, such as the homeless and prisoners, may specifically seek out synthetic cannabinoids because they have a reputation for causing profound intoxication, they can be cheap, and are easy to smuggle.

Availability and quality on the market

Since August 2014, when it was detected first in Hungary, ADB-CHMINACA has been detected in a total of 17 Member States, Norway, and Turkey. As the substance is not routinely screened for, detections of ADB-CHMINACA may be under-reported.

ADB-CHMINACA is sold online either as commercial 'legal high' smoking mixtures or as a powder. The presence of ADB-CHMINACA (or any other synthetic cannabinoid) is not typically disclosed on the packaging/advertising of smoking mixtures.

Due to the high potency of some synthetic cannabinoids, the amount of powder needed for each packet can be in the order of tens of milligrams. This means that each kilogram of bulk powder may produce thousands of packets of 'legal highs' (Section 6).

Detailed information with regards to route-specific by-products produced during the synthesis of ADB-CHMINACA is currently not available. There are no quantitative data available on the impurities detected in seized and collected samples reported to the EMCDDA. In herbal smoking mixtures, ADB-CHMINACA was frequently found with other substances, and, in particular, synthetic cannabinoids.

As discussed above, in general, smoking mixtures appear to pose a high risk of poisoning/acute toxicity because of the high potency of synthetic cannabinoids, the manufacturing process used, and the route of administration.

Characteristics and behaviour of users

Information on the characteristics and behaviour of users of ADB-CHMINACA is limited.

'Legal high' products containing ADB-CHMINACA are marketed as 'legal' replacements to cannabis. It is therefore likely that a range of different cannabis users would be interested in these products. The available data suggests that ADB-CHMINACA is used by cannabis users, including those who are regularly subjected to drug testing procedures. To a lesser degree it is also used by psychonaut-type users.

In addition, and, of particular note, is that in some settings, synthetic cannabinoids are increasingly used by high risk drug users and other vulnerable groups, such as the homeless and prisoners. In at least some cases, these users are specifically seeking out synthetic cannabinoids because the substances have developed a reputation for causing profound intoxication, they can be cheap, and are easy to smuggle.

In most cases, it appears that ADB-CHMINACA is not specifically sought after by users who will typically purchase it unknowingly as part of a smoking mixture product.

Nature and extent of health consequences

Information on the nature and extent of health consequences are mostly limited to those discussed in relation to individual health risks.

The high potency of the synthetic cannabinoids, coupled to the unintentionally high doses that users are exposed to, is also responsible for outbreaks of mass poisonings involving smoking mixtures. Such outbreaks have ranged in size from four or five to over 800 victims, including deaths. While many of the

outbreaks that have been reported so far are from the United States, they have also occurred in Russia and Europe. ADB-CHMINACA has been involved in a number of outbreaks in the United States. Mass poisonings can rapidly overwhelm emergency responders and other local healthcare systems.

Unknown to users, synthetic cannabinoids have also been sold as ecstasy/MDMA and other illicit drugs. In some cases, this has led to severe poisoning. Opioids have also been identified in smoking mixtures; while the overall number of detections appears to be relatively small, it could pose a risk of severe opioid poisoning, including life-threatening respiratory depression, especially in individuals with no tolerance to opioids. Users of smoking mixtures will be unaware of this risk.

Long-term consequences of use

While there is limited data for ADB-CHMINACA, the long-term consequences of use might share similarities to cannabis and other synthetic cannabinoids. This may include dependence.

Conditions under which the substance is obtained and used

There is limited data on the conditions under which ADB-CHMINACA is obtained and used. Sources appear to include internet retailers, physical shops, friends and other acquaintances, and street-level drug dealers. As highlighted, most users will be unaware that they have sourced and used ADB-CHMINACA as they will be using smoking mixtures. The available data suggests that ADB-CHMINACA is used in similar environments to cannabis, including the home, other recreational settings, and prisons.

Social risks

The available data suggests that the acute behavioural effects of ADB-CHMINACA bear some similarities to cannabis but are more pronounced and severe.

In addition, and, of particular note, is that in some settings, synthetic cannabinoids are increasingly used by high risk drug users and other vulnerable groups, such as the homeless and prisoners. In at least some cases, these users are specifically seeking out synthetic cannabinoids because the substances have developed a reputation for causing profound intoxication, they can be cheap, and are easy to smuggle. Reports suggest that this has exacerbated existing health and social problems for these vulnerable groups, as well as creating new ones.

Individual social risks

While there is no specific information on whether the use of ADB-CHMINACA causes individual social risks, any such risks may have some similarities with those associated with cannabis and other synthetic cannabinoids. These may impact on education or career, family or other personal and social relationships and may result in marginalisation.

Possible effects on direct social environment (e.g. neglect of family, violence)

While there is no specific information on the possible effects of ADB-CHMINACA on the direct social environment, the behavioural effects of synthetic cannabinoids include reports of aggressive and violent behaviour. This may place users and others at risk of injury.

Possible effects on society as a whole (public order and safety, acquisitive crime)

While there is no specific information on the possible effects of ADB-CHMINACA on society as a whole, as noted, the behavioural effects of synthetic cannabinoids include reports of aggressive and violent behaviour. In particular, concern was expressed in this regard to use in certain environments such as prisons and psychiatric institutions. In addition, the detection of ADB-CHMINACA in cases of suspected driving under the influence of drugs indicates a potential for a wider risk to public safety.

In prisons, alongside the adverse health effects, the market in synthetic cannabinoids has been linked to an increase in aggression, violence, bullying, and debt. In some cases this has caused a serious threat to the overall safety and security of the prison environment.

Due to the lack of data, it is not possible at this time to estimate the social risk associated with the trafficking and distribution of ADB-CHMINACA.

Economic costs

Due to the lack of data, it is not possible at this time to estimate whether ADB-CHMINACA is associated with greater healthcare costs than other drugs.

Possible appeal to specific population groups

While no specific examples are available on the possible appeal of ADB-CHMINACA to specific user groups, it is reasonable to assume ADB-CHMINACA may be sought after by those looking for 'legal' substitutes for cannabis. This includes individuals subject to drug testing (such as drivers, prisoners, those in drug treatment, and those subject to workplace drug testing), as commonly used drug tests may be unable to detect the compounds.

In addition, reports suggest that in some areas, high risk drug users and other vulnerable groups, such as the homeless and prisoners, may specifically seek out synthetic cannabinoids because they have a reputation for causing profound intoxication, they can be cheap, and are easy to smuggle.

Information on manufacturing, trafficking, distribution, and the level of involvement of organised crime

There is no specific information to suggest the involvement of organised crime or established criminal groups in the manufacture, distribution, and supply of ADB-CHMINACA.

No information has been received by Europol indicating synthesis of ADB-CHMINACA within the European Union. Information reported to the EMCDDA and Europol indicates that chemical companies based in China may be one source of ADB-CHMINACA, as well as of other synthetic cannabinoids. Seizures, particularly of bulk powders of synthetic cannabinoids are frequently reported to have occurred at international European airports and to have been shipped by such companies.

For ADB-CHMINACA, single seizures of powders in excess of 1 kg were reported by Belgium and Turkey. The seizure reported by Belgium was seized by customs; it originated in China and was in transit to Austria and Romania.

Powders of synthetic cannabinoids, including ADB-CHMINACA, are imported into the European Union where they are typically processed and packaged into commercial smoking mixtures or sold as powder. There are indications of a significant trade in synthetic cannabinoid products within Europe, with customs and police in many countries making regular seizures of such products, including herbal smoking products containing ADB-CHMINACA.

ADB-CHMINACA has been available on the European drug market since at least August 2014. A total of 17 Member States (Belgium, Croatia, Estonia, Finland, France, Germany, Greece, Hungary, Latvia, Lithuania, the Netherlands, Poland, Romania, Slovenia, Spain, Sweden, and the United Kingdom), Turkey, and Norway, have reported detections of ADB-CHMINACA. Information reported to the EMCDDA and Europol indicates that ADB-CHMINACA has been seized as herbal material (approximately 139 kg; 128 kg of which reported by Turkey) or powder form (approximately 10 kg).

The available data suggests that herbal smoking mixtures containing ADB-CHMINACA are being sold directly in the illicit market. The United Kingdom reported seizures of ADB-CHMINACA which occurred in prisons or other custodial settings.

Information on any assessment in the United Nations system

The World Health Organization (WHO) is the specialised United Nations agency designated for the evaluation of the medical, scientific and public health aspects of psychoactive substances under the Single Convention on Narcotic Drugs, 1961, and the Convention on Psychotropic Substances, 1971. At the time that the Joint Report was prepared ⁽⁶⁾, the WHO informed the EMCDDA that ADB-CHMINACA was not currently under assessment nor had it been under assessment by the United Nations system.

Description of the control measures that are applicable in the Member States

Thirteen Member States (Croatia, Cyprus, Czech Republic, Estonia, Finland, France, Germany, Italy, Latvia, Lithuania, Luxembourg, Sweden, and the United Kingdom) reported that ADB-CHMINACA is controlled under drug control legislation.

- In Croatia, ADB-CHMINACA is controlled within the 'List of drugs, psychotropic substances, plants used to produce drugs and substances that can be used in the production of drugs', Official Gazette no. 10/16.
- In Cyprus, ADB-CHMINACA is controlled as a Class B drug within the Narcotic Drugs and Psychotropic Substances Law 1977.
- In the Czech Republic, ADB-CHMINACA is controlled since March 2017.
- In Estonia, ADB-CHMINACA is controlled as of 12 August 2015.

- In Finland, ADB-CHMINACA is controlled as a 'psychoactive substance banned from the consumer market'.
- In France, ADB-CHMINACA is controlled since 31 March 2017.
- In Germany, ADB-CHMINACA is included in schedule II 'narcotics eligible for trade but not for medical prescription' within the 31st Amending Regulation on Narcotic Drugs, adopted on 9 June 2016.
- In Italy, ADB-CHMINACA is included in Table 1 of the Ministerial Decree 309/90 of 1 August 2016.
- In Latvia, ADB-CHMINACA is included in the Cabinet Regulation N 847 'Regulations regarding Narcotic Substances, Psychotropic Substances and Precursors to be Controlled in Latvia' and the law 'On the Procedures for the Coming into force and Application of the Criminal Law'.
- In Lithuania, ADB-CHMINACA is subjected to control measures by The Republic of Lithuania Minister of Health Order No V-267 (21/02/2014) 'On the amendment of the Ministry of Health of the Republic of Lithuania Order No. 5 of 6 January 2000'.
- In Luxembourg, ADB-CHMINACA is controlled by way of generic definition by the Grand-ducal decree of 20/04/2009.
- In Sweden, ADB-CHMINACA is regulated under the Act on the Prohibition of Certain Goods Dangerous to Health, as of 10 November 2014.
- In the United Kingdom, ADB-CHMINACA is controlled by way of generic definition under the 1971 Misuse of Drugs Act.

Four Member States (Austria, Belgium, Hungary, and Poland) and Turkey reported that ADB-CHMINACA is controlled under specific new psychoactive substances control legislation.

- In Austria, ADB-CHMINACA is covered by the Austrian Act on New Psychoactive substances.
- In Belgium, ADB-CHMINACA is controlled by way of generic definition.
- In Hungary, ADB-CHMINACA is included in schedule C of Government Decree 66/2012, as of 1 January 2015.
- In Poland, ADB-CHMINACA is controlled according to the general definition of the 'substitute drug' (Act of 8 October 2010 amending the Act on counteracting drug addiction and the Act on State Sanitary Inspection, Journal of Laws "Dz.U." No. 213, item 1396). Pursuant to Article 44b of the Act on counteracting drug addiction, it is prohibited to manufacture and introduce substitute drugs to trade.
- In Turkey, ADB-CHMINACA is controlled by way of generic definition under specific new psychoactive substances control legislation.

Norway reported that ADB-CHMINACA is controlled under medicinal products legislation.

Ten Member States (Bulgaria, Denmark, Greece, Ireland, Malta, the Netherlands, Portugal, Romania, Slovenia, and Spain) reported that ADB-CHMINACA is not subject to control measures at the national level.

Slovakia did not provide information on the control status of ADB-CHMINACA.

Options for control and the possible consequences of the control measures

Under Article 9.1 of the Council Decision, the option for control that is available at European Union level is for the Member States to submit the new psychoactive substance ADB-CHMINACA to control measures and criminal penalties, as provided for under their legislation, by virtue of their obligations under the Convention on Psychotropic Substances, 1971.

There are no studies on the possible consequences of such control measures on ADB-CHMINACA. If this option of control is pursued, the Committee considers that the following consequences are possible. Some of these may apply to any new psychoactive substance.

- This control option could be expected to limit the availability of ADB-CHMINACA and hence the further expansion of the current open trade in this substance.
- A health consequence that might result from this control option is the benefit brought about by the presumed reduction in availability and use.
- This control option could facilitate the detection, seizure and monitoring of ADB-CHMINACA related to its unlawful manufacture, trafficking and use. In so doing, it could facilitate cooperation between the judicial authorities and law enforcement agencies across the European Union.
- This control option would imply additional costs for the criminal justice system, including forensic services, law enforcement, and the courts.
- This control option could lead to replacement with other (established or new) psychoactive substances, which may in themselves have public health consequences and social risks.
- This control option could create an illicit market in ADB-CHMINACA with the increased risk of associated criminal activity, including the involvement of organised crime.
- This control option could impact on both the quality/purity and price of any ADB-CHMINACA still available on the illicit market. The extent to which this will impact on public health, criminality, or levels of use, is difficult to predict.
- It is difficult to predict the impact of this control option on current or future research by the pharmaceutical or chemical industries.

- In order to examine the consequences of control, the Committee wishes to note that it will be important to monitor for the presence of ADB-CHMINACA on the market post-control, should this control option be pursued.
- Aside from the option for control under those stipulated in Article 9.1 of the Council Decision, other options for control may be available to Member States. These may include restricting the importation and supply of the substance as some Member States have already done.

Conclusion

N-[1-Amino-3,3-dimethyl-1-oxobutan-2-yl]-1-(cyclohexylmethyl)-1*H*-indazole-3-carboxamide (ADB-CHMINACA) is an indazole-based synthetic cannabinoid receptor agonist. Information on the pharmacology of ADB-CHMINACA suggests that it is a potent and full agonist at the CB₁ receptor. It shows similar effects to THC but with additional life-threatening toxicity. The high potency of ADB-CHMINACA and the large and variable content of the substance in smoking mixtures constitute a high risk of poisoning.

ADB-CHMINACA is often sold as a 'legal' replacement for cannabis. It is typically administered by smoking a herbal mixture that is either from a ready-to-use commercial 'legal high' product, or, less commonly, that is self-prepared. Similar to herbal cannabis, the mixture is usually prepared for smoking as a hand-rolled cigarette ('joint') but it may also be smoked in a pipe or 'bong'. ADB-CHMINACA can also be inhaled using an e-cigarette or other vaporisation device.

ADB-CHMINACA has been available on the drug market in the European Union since at least August 2014 and has been detected in 17 Member States, Turkey, and Norway. It is sold online as commercially branded 'legal high' products and powders. It may also be sold directly on the illicit drug market.

The available data suggests that ADB-CHMINACA is used by cannabis users, by those who are regularly subjected to drug testing procedures (including those in prison), and by 'psychonauts'. It may also be used by high risk drug users and other marginalised groups (such as prisoners) as synthetic cannabinoids have gained a reputation for causing profound intoxication, they can be cheap, and are easy to smuggle. However, no further information on the size and demand and the characteristics of these groups of people is available.

Three acute intoxications with confirmed exposure to ADB-CHMINACA have been reported by 1 Member State. The features of the poisoning were similar to those found with other synthetic cannabinoids.

Thirteen deaths with confirmed exposure to ADB-CHMINACA have been reported by 3 Member States. In at least 9 of these cases, ADB-CHMINACA was either the cause of death or is likely to have contributed to the death.

Due to the nature of ADB-CHMINACA, both non-fatal intoxications and deaths are likely to be under-detected and under-reported.

There is currently no approved antidote to poisoning caused by synthetic cannabinoids such as ADB-CHMINACA.

Reports suggest a possibility for violence and aggression following use of synthetic cannabinoids. In particular, concern was expressed in this regard to use in certain environments, such as prisons and psychiatric institutions. In addition, the detection of ADB-CHMINACA in cases of suspected driving under the influence of drugs indicates a potential for a wider risk to public safety.

There is no specific information on the involvement of organised crime in the manufacture, distribution (trafficking), and supply within the European Union. There is limited information on the chemical precursors and the synthetic routes used to manufacture the ADB-CHMINACA detected within the European Union. The largest single seizure of ADB-CHMINACA was in Belgium in 2014, when 3 kg of

powder that was in transit from China and destined for Austria and Romania was seized by customs. During 2017, ADB-CHMINACA continued to be seized by law enforcement within the European Union.

ADB-CHMINACA has no recognized human or veterinary medical use in the European Union, nor, it appears, elsewhere. There are no indications that ADB-CHMINACA may be used for any other purpose aside from as an analytical reference standard and in scientific research.

ADB-CHMINACA is not listed for control in the Single Convention on Narcotic Drugs, 1961, nor in the Convention on Psychotropic Substances, 1971. ADB-CHMINACA is not currently under assessment by the United Nations system.

Thirteen Member States control ADB-CHMINACA under drug control legislation. Four Member States, Turkey, and Norway control ADB-CHMINACA under other legislation.

As for any new psychoactive substance, many of the questions related to ADB-CHMINACA that are posed by the lack of data on the risks to individual health, risks to public health, and social risks, could be answered through further research. Areas where additional information would be important include studies on: rationale for use, prevalence and patterns of use (including targeted studies that examine user groups and risk behaviours); the market; chemical profiling; complete pharmacological profiling; metabolic pathways; behavioural effects; acute and chronic toxicity; the potential interaction between ADB-CHMINACA and other substances; the dependence and abuse potential; and the public health risks associated with its use.

The Committee notes that a decision to control ADB-CHMINACA has the potential to bring with it both intended and unintended consequences. Potential intended consequences include reduced levels of availability and ultimately use. This may reduce the health and social risks arising from the use of ADB-CHMINACA. It is important to recognise that a potential unintended consequence of control may be the manufacture and availability of other substances. Indeed, pharmacologically analogous substances that may replace ADB-CHMINACA are already being sold on the drug market. The implementation of control measures may also lead to the criminalisation of those who continue to use this substance with the possible attendant risks of socio-economic stigmatisation and marginalisation. Should control measures be adopted, they should be accompanied by the gathering and dissemination of accurate information on ADB-CHMINACA to users, practitioners, policy makers, and decision makers.

Technical report on *N*-(1-amino-3,3-dimethyl-1-oxobutan-2-yl)-1-(cyclohexylmethyl)-1*H*-indazole-3-carboxamide (ADB-CHMINACA)

Parts of this technical report were prepared under contract from the European Monitoring Centre for Drugs and Drug Addiction (EMCDDA). Given the time frame stipulated in the Council Decision, additional data presented and discussed during the preparatory meeting for the risk assessment and the risk assessment meeting have not yet been incorporated into the technical report. In addition, this technical report has not been formally edited by the EMCDDA. As such, this report should be regarded as a draft document until such time that the final version is produced by the EMCDDA which will incorporate the additional data and which will be formally edited. The EMCDDA may not be held responsible for the use of the information contained herein without prior consultation. The *Risk assessment report on a new psychoactive substance: N*-(1-amino-3,3-dimethyl-1-oxobutan-2-yl)-1-(cyclohexylmethyl)-1*H*-indazole-3-carboxamide (ADB-CHMINACA) to which this report is annexed, was produced by the extended Scientific Committee of the EMCDDA and shall be regarded as the authoritative document.

Introduction

Synthetic cannabinoid receptor agonists (synthetic cannabinoids), such as ADB-CHMINACA, are a group of substances that mimic the effects of tetrahydrocannabinol (THC), which is a substance found in cannabis ⁽¹⁾. THC is responsible for many of the psychoactive effects of cannabis which give that feeling of being 'stoned' (or 'high') (Gaoni et al, 1964; Huestis et al., 2001; Pertwee, 2014). THC causes these effects by activating a receptor in the brain called the *cannabinoid receptor type 1* (CB₁ receptor) (Huestis et al., 2001; Pertwee, 2005a). This receptor is part of a signalling system in the body called the endocannabinoid system, which helps regulate, among other things, behaviour, mood, pain, appetite, sleep, and the immune system (Pertwee, 2015) ⁽²⁾. Because synthetic cannabinoids activate the CB₁ receptor in a similar way to THC, some of their effects appear to be similar to cannabis. Most prominently, they are able to create a feeling of being 'stoned'.

Synthetic cannabinoids were originally developed by scientists to study the endocannabinoid system, as well as provide insights into disease, and to help make new medicines (Pertwee, 2005a; Pertwee, 2005b; Pertwee, 2015; Reggio, 2009). From around 2006, they began to appear in Europe in products called 'Spice' that were sold as 'legal' replacements to cannabis (Auwärter et al., 2009; EMCDDA, 2009; Jack, 2009). In these products, synthetic cannabinoids had been mixed with plant (herbal) material which could

⁽¹⁾ (–)-*trans*-Δ⁹-tetrahydrocannabinol.

⁽²⁾ The endocannabinoid system helps regulate a large number functions in the body. It consists of the cannabinoid CB₁ and CB₂ receptors, the endocannabinoids (such as anandamide) which act as endogenous agonists for these receptors, and the processes responsible for endocannabinoid biosynthesis, cellular uptake, and metabolism. Important exogenous agonists for the cannabinoid receptors are (–)-*trans*-Δ⁹-tetrahydrocannabinol (THC) which is the major active substance in cannabis, and the synthetic cannabinoids found in legal high-type smoking mixtures. Data from laboratory studies suggests that the endocannabinoid system plays an important protective role. For example, in response to some diseases the body increases the amount of endocannabinoids it produces which can reduce unwanted symptoms or slow disease progression (Pertwee, 2005a; Pertwee, 2005b; Pertwee, 2015).

then be smoked as cigarettes ('joints') (Auwärter et al., 2009 ; EMCDDA, 2009; EMCDDA, 2017a; Jack, 2009). Such products have been referred to by a variety of names, including 'herbal smoking mixtures', 'herbal incense', 'Spice', 'K2', and 'synthetic cannabis'. Since 2008, almost 180 synthetic cannabinoids have been identified on the drug market in hundreds of different products. They are the largest group of substances that are monitored by the EMCDDA through the European Union Early Warning System on New Psychoactive Substances (EU Early Warning System) (EMCDDA, 2017b).

In accordance with Article 5 of the *Council Decision 2005/387/JHA on the information exchange, risk-assessment and control of new psychoactive substances* ⁽³⁾ on 25 April 2017, the EMCDDA and Europol launched the Joint Report procedure for *N*-(1-amino-3,3-dimethyl-1-oxobutan-2-yl)-1-(cyclohexylmethyl)-1*H*-indazole-3-carboxamide (ADB-CHMINACA) on the basis of data reported by the Member States through the EU Early Warning System in accordance with Article 4 of the Council Decision. The information collection process for the Joint Report was completed in June 2017. The report was submitted to the Institutions of the European Union in July 2017 (EMCDDA, 2017c). In accordance with Article 6 of the Council Decision, on 14 September 2017, the Council of the European Union requested that a risk assessment on ADB-CHMINACA should be carried out by the extended Scientific Committee of the EMCDDA.

In order to prepare for the risk assessment, and, to facilitate the risk assessment process, the EMCDDA is responsible for the collection and analysis of data on the substance to be assessed as well as drafting a technical report. This technical report has been prepared for the risk assessment of ADB-CHMINACA that will be held at the EMCDDA premises in Lisbon on Tuesday 7 November 2017.

Some of the sections in this report were prepared under EMCDDA contracts (ref. CT.17.SAT.0084.1.0 and CT.17.SAT.0110.1.0)

Data sources

The information in this technical report is derived from:

- data reported by the Member States, Turkey and Norway to the EMCDDA and Europol in accordance with the Council Decision (EMCDDA, 2017c); and,
- data collected through systematic searches of open source information, including the scientific and medical literature, patents, official reports, grey literature, Internet drug discussion forums and related websites, and online vendors selling ADB-CHMINACA.

⁽³⁾ OJ L 127, 20.5.2005, p. 32.

Search strategy

Literature searches used both chemical structure and text queries in online databases; searches were conducted in early October 2017. The retrieved publications were then reviewed for additional relevant references (snowballing technique).

Chemical structure-based searches were done in SciFinder® (American Chemical Society, Chemical Abstract Service) and Reaxys® (Elsevier) databases using both the exact structure of ADB-CHMINACA and a similarity search. Structural and text-based searches in the SureChEMBL patent database retrieved no relevant hits.

Textual searches were conducted online in *PubMed* (National Center for Biotechnology Information), Web of Science™ (Thomson Reuters), and in popular English-language drug forums. The search terms used were: 'ADB-CHMINACA' and 'MAB-CHMINACA'.

The REACH registered substances database hosted by the European Chemicals Agency (ECHA) was searched using the CAS registry numbers listed below. The searches returned no hits.

Cursory, though repeated, inspections of Internet forums covered Bluelight, Drugs-forum, ecstasydata.org, Erowid, Eve&Rave, Reddit and The Vespiary.

Additionally, the scientific networks of the authors were contacted to obtain information.

Note

It is important to note that when interpreting the information on self-reported user experiences in this report, it is not possible to confirm the specific substance(s) that have been claimed to be used; similarly it is also not possible to confirm the strength, purity, dose/amount, etc., used. Moreover, the actual composition of the substance/product may differ over time and different geographical areas. In addition, the information provided on user websites may not necessarily be representative of other users of ADB-CHMINACA and should be regarded as illustrative only. In general, given the difficulties of collecting accurate self-reported data, it should be interpreted with caution.

Report prepared by

Simon Brandt ⁽⁴⁾, Simon Elliott ⁽⁵⁾, Michael Evans-Brown, Helgi Valur Danielsson, Anabela Almeida, Rita Jorge, Rachel Christie, Joanna de Moraes, Sofia Sola, Ana Gallegos, and Roumen Sedefov.

Acknowledgements

The EMCDDA would like to extend their sincere thanks and appreciation to: the Early Warning System (EWS) correspondents of the Reitox national focal points and experts from their national early warning

⁽⁴⁾ School of Pharmacy and Biomolecular Sciences, Liverpool John Moores University, United Kingdom.

⁽⁵⁾ Alere Forensics, Malvern, Worcestershire, United Kingdom.

system networks; the Europol national units and Europol Project Synergy; and, Dr István Ujváry, iKem BT, Budapest, Hungary for reviewing some sections of this report.

Section A. Physical, chemical, pharmaceutical and pharmacological information

A1. Physical, chemical, and pharmaceutical information

A1.1. Physical and chemical description

Chemical description and names

N-(1-Amino-3,3-dimethyl-1-oxobutan-2-yl)-1-(cyclohexylmethyl)-1*H*-indazole-3-carboxamide, also known as ADB-CHMINACA and MAB-CHMINACA (Figure 1), is a synthetic cannabinoid receptor agonist (synthetic cannabinoid). The common name for the substance is derived after its structural features ⁽⁶⁾: a dimethylaminobutanone linked group (ADB), a cyclohexylmethyl tail (CHM), an indazole core (INA) and a carboxamide linker (CA).

ADB-CHMINACA contains a stereogenic centre and therefore two possible enantiomers may exist, (*R*)- and (*S*)-ADB-CHMINACA. (*S*)-ADB-CHMINACA was originally described in a patent application by Pfizer Inc. and published in 2009 (compound 13) (Buchler et al., 2009). Based on the literature and the most likely precursors to be used, an (*S*)-configuration of the stereocentre could be expected. However, there is no representative information on the enantiomeric composition of the samples of ADB-CHMINACA detected within the European Union.

ADB-CHMINACA was first reported to the EMCDDA in 2014.

Five synthetic cannabinoids have been recently controlled under Schedule II of the United Nations Convention on Psychotropic Substances, 1971: JWH-018 ⁽⁷⁾, AM-2201 ⁽⁸⁾, MDMB-CHMICA ⁽⁹⁾, 5F-APINACA (5F-AKB-48) ⁽¹⁰⁾ and XLR-11 ⁽¹¹⁾. Other synthetic cannabinoids, including the valinamide analogue of ADB-CHMINACA called AB-CHMINACA ⁽¹²⁾ (EMCDDA, 2017d), 5F-MDMB-PINACA (5F-ADB) ⁽¹³⁾ (EMCDDA, 2017e), and CUMYL-4CN-BINACA ⁽¹⁴⁾ (EMCDDA, 2017f) have also been the subjects of EMCDDA–Europol Joint Reports.

⁽⁶⁾ Different naming systems exist and are used for applying short/code names to synthetic cannabinoids.
<http://www.emcdda.europa.eu/topics/pods/synthetic-cannabinoids>

⁽⁷⁾ JWH-018: (Naphthalen-1-yl)(1-pentyl-1*H*-indol-3-yl)methanone.

⁽⁸⁾ AM-2201: [1-(5-Fluoropentyl)-1*H*-indole-3-yl](naphthalen-1-yl)methanone.

⁽⁹⁾ MDMB-CHMICA: Methyl (2*S*)-2-[[1-(cyclohexylmethyl)-1*H*-indole-3-carbonyl]amino]-3,3-dimethylbutanoate.

⁽¹⁰⁾ 5F-APINACA: *N*-(Adamantan-1-yl)-1-(5-fluoropentyl)-1*H*-indazole-3-carboxamide.

⁽¹¹⁾ XLR-11: [1-(5-Fluoropentyl)-1*H*-indole-3-yl](2,2,3,3-tetramethylcyclopropyl)methanone.

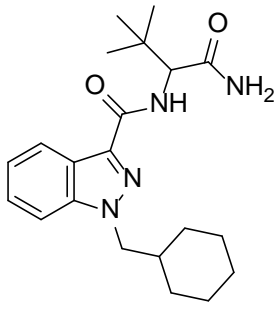
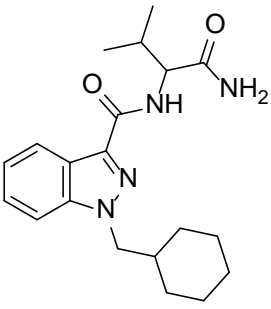
⁽¹²⁾ AB-CHMINACA: *N*-[(2*S*)-1-amino-3-methyl-1-oxobutan-2-yl]-1-(cyclohexylmethyl)-1*H*-indazole-3-carboxamide.

⁽¹³⁾ 5F-MDMB-PINACA (5F-ADB): Methyl (2*S*)-2-[[1-(5-fluoropentyl)-1*H*-indazole-3-carbonyl]amino]-3,3-dimethylbutanoate.

⁽¹⁴⁾ CUMYL-4CN-BINACA: 1-(4-Cyanobutyl)-*N*-(2-phenylpropan-2-yl)-1*H*-indazole-3-carboxamide.

FIGURE 1

The molecular structure, molecular formula and molecular mass of ADB-CHMINACA (left) and AB-CHMINACA (right).

	
$C_{21}H_{30}N_4O_2$	$C_{20}H_{28}N_4O_2$
370.50 g/mol	356.47 g/mol

Names and other identifiers

Systematic International Union of Pure and Applied Chemistry (IUPAC) name:

N-(1-Amino-3,3-dimethyl-1-oxobutan-2-yl)-1-(cyclohexylmethyl)-1*H*-indazole-3-carboxamide.

Chemical Abstract name:

1*H*-Indazole-3-carboxamide, *N*-[(1*S*)-1-(aminocarbonyl)-2,2-dimethylpropyl]-1-(cyclohexylmethyl)-

1*H*-Indazole-3-carboxamide, *N*-[1-(aminocarbonyl)-2,2-dimethylpropyl]-1-(cyclohexylmethyl)-

Other names:

N-[1-(Aminocarbonyl)-2,2-dimethylpropyl]-1-(cyclohexylmethyl)-1*H*-indazole-3-carboxamide;

N-(1-Carbamoyl-2,2-dimethyl-propyl)-1-(cyclohexylmethyl)indazole-3-carboxamide;

N-(1-Amino-3,3-dimethyl-1-oxo-2-butanyl)-1-(cyclohexylmethyl)-1*H*-indazole-3-carboxamide;

N-(1-Amino-3,3-dimethyl-1-oxobutan-2-yl)-1-(cyclohexylmethyl)-1*H*-indazole-3-carboxamide;

N-[(2*S*)-1-amino-3,3-dimethyl-1-oxobutan-2-yl]-1-(cyclohexylmethyl)-1*H*-indazole-3-carboxamide ((*S*)-enantiomer);

N-[(1*S*)-1-(Aminocarbonyl)-2,2-dimethylpropyl]-1-(cyclohexylmethyl)-1*H*-indazole-3-carboxamide

((S)-enantiomer);

*N*α-[1-(Cyclohexylmethyl)-1*H*-indazole-3-yl-carbonyl]-3-methyl-L-valinamide.

Chemical Abstract Service Registry Numbers (CAS RNs) ⁽¹⁵⁾

1863065-92-2: racemate

1185887-13-1: ((S)-enantiomer)

PubChem SID:

68894304 ((S)-enantiomer) ⁽¹⁶⁾

IUPAC International Chemical Identifier Key (InChI Key) ⁽¹⁷⁾:

ZWCCSIUBHCZKOY-UHFFFAOYSA-N
(racemate)

ZWCCSIUBHCZKOY-GOSISDBHSA-N ((S)-enantiomer);

SMILES ⁽¹⁸⁾:

CC(C)(C)C(C(=O)N)NC(=O)c1c2cccc2n(n1)CC3CCCCC3 (racemate);

CC(C)(C)[C@H](NC(=O)c1nn(CC2CCCCC2)c3cccc13)C(N)=O ((S)-enantiomer)

Common names: ADB-CHMINACA, MAB-CHMINACA.

Street names:

ADB-CHMINACA; MAB-CHMINACA; 'Spice'; 'K2', 'legal weed', 'synthetic cannabis', 'herbal incense'.

Manufacturers of herbal smoking mixtures frequently change the synthetic cannabinoids in the products, which means that product names are not a reliable source of information regarding the actual substances that are present (e.g. Frinculescu et al., 2017, Moosmann et al., 2015).

⁽¹⁵⁾ The Chemical Abstract Service Registry Number (CAS RN) is a unique numeric identifier assigned by the Chemical Abstract Service Division of the American Chemical Society to a specific, single chemical substance.

⁽¹⁶⁾ <https://pubchem.ncbi.nlm.nih.gov/compound/68894304>

⁽¹⁷⁾ InChI Key is a unique, non-proprietary structural identifier of chemical substances useful in electronic sources.

⁽¹⁸⁾ The simplified molecular-input line-entry system (SMILES) is a unique, non-proprietary structural identifier of chemical substances useful in electronic sources.

*Identification and analytical profile**Physical description*

ADB-CHMINACA has been described as a white powder (SWGDRUG, 2016), crystalline solid (Cayman Chemical Company, 2014) and neat solid (Cayman Chemical Company, 2016). It is soluble in dichloromethane (DCM), methanol (MeOH) and is poorly soluble in water (Slovenian National Forensic Laboratory, 2016). Its solubility has also been described as follows: ~0.5 mg/mL in 1:1 dimethyl sulfoxide:phosphate-buffered saline (pH 7.2); ~1 mg/mL in ethanol; ~10 mg/ml in dimethyl sulfoxide and ~5 mg/mL in *N,N*-dimethylformamide (Cayman Chemical Company, 2014). The reported melting point for ADB-CHMINACA is 141.5 °C (SWGDRUG, 2016). ADB-CHMINACA has been typically seized in 'herbal' material and in powder form. A more detailed description of seizures and collected samples reported to the EMCDDA can be found in Section C.

ADB-CHMINACA carries one asymmetric carbon atom. Based on the patent literature and the most likely precursors, an (*S*)-configuration of the stereocentre can be assumed, possibly due to the use of the reagent *L-tert*-leucinamide in its preparation. The biological evaluation of the compounds described in the Pfizer patents exclusively report on compounds with the (*S*)-configuration, and, since data on the (*R*)-form were not included, it is not known how the stereochemistry may affect its biological activity, including activity on the cannabinoid receptors. The absolute configuration of the structurally similar synthetic cannabinoid MDMB-CHMICA has recently been described in the literature which confirmed the (*S*)-configuration in samples from the drug market (including a seizure of a powder as well as 'legal high' type herbal smoking mixtures) (Andernach et al., 2016).

Chemical stability and typical reactions

For long-term storage it is recommended that ADB-CHMINACA, supplied as a solid, is stored at -20 °C (Cayman Chemical Company, 2016). In the case of the AB-CHMINACA analogue, it has been reported that hydrolysis of the terminal amide function can occur as a consequence of smoking but also following deposition on human hair (Franz et al., 2016a), which suggested that this degradation was not reserved solely for a metabolic transformation. It seems conceivable that a similar phenomenon, i.e. formation of the carboxylic acid derivative, might be observable for ADB-CHMINACA as well. A study assessing the freeze/thaw stability (3 cycles, at least 20 h freezing and one hour thawing at room temperature) in serum revealed that ADB-CHMINACA degraded only 3.6%. A long-term storage stability study in serum showed that ADB-CHMINACA was stable for at least 31 days at -20 °C (decomposition occurred at/after 105 days), 31 days at 4 °C (but unstable at 105 days), and over 315 days at room temperature (stability criterion: measured degradation below 20%) (Hess et al., 2016).

Analytical profile

Analytical data for ADB-CHMINACA is abundantly available and several studies have explored its characterization and detection in various matrices such as 'herbal mixtures', powders and biofluids (Table 1). The analysis of biological samples requires sensitive methods of analysis, e.g. liquid chromatography coupled to tandem mass spectrometry approaches, especially when blood-derived samples are involved. The detection of synthetic cannabinoid metabolites is a frequently chosen method for urine analysis although there are examples where the parent synthetic cannabinoid species has been targeted quantitative analysis in this particular matrix (Minakata et al., 2017).

TABLE 1

Studies associated with the detection and chemical analysis of ADB-CHMINACA (amongst other substances) published in the scientific literature.

Techniques ^a	Comment	Reference
¹ H-NMR, API-MS	Synthesis and characterization.	Buchler et al. (2009)
GC-MS; LC-MS/MS	Intoxication cases and analysis of biofluids.	Franz et al. (2015)
LC-QqQ-MS/MS	Detection of ADB-CHMINACA in biofluids and tissue samples obtained from a fatal intoxication.	Hasegawa et al. (2015a)
LC-QTOF-MS	Detection of ADB-CHMINACA in serum samples.	Kasper et al. (2015)
Not reported.	Detection of ADB-CHMINACA in biofluids.	Trecki et al. (2015)
GC-MS, LC-QqQ-MS/MS	Detection of ADB-CHMINACA in 'herbal mixture'.	Wurita et al. (2015)
LC-QqQ-MS/MS	Analysis of blood samples obtained from two intoxication cases.	Adamowicz and Gieron (2016)
GC-MS, LC-TOF-MS	Characterization of reference material.	Akamatsu and Yoshida (2016)
Not reported	Detection of ADB-CHMINACA in fatal intoxication cases.	Babel et al. (2016)
LC-QTOF-MS	Blood analysis involving fatal intoxication.	Bottei et al. (2016)
Immunoanalysis, LC-MS/MS	Evaluation of immunoassays using authentic urine samples.	Franz et al. (2016b)
LC-MS/MS	Analysis of urine and serum samples obtained from an intoxication case.	Hermanns-Clausen et al. (2016)
LC-QTRAP-MS/MS	Stability studies in human plasma.	Hess et al. (2016)
GC-MS	Identification in samples obtained from dealer.	Kaizaki-Mitsumoto et al. (2016)
LC-MS	Analysis of serum samples collected from 11 acute intoxication cases.	Katz et al. (2016)
GC-TOF-MS, GC-EI-MS, NMR, LC-MS/MS, IR, UV	Identification in 'herbal mixtures' collected from Internet retailers.	Langer et al. (2016)
GC-MS, LC-TOF-MS, ATR-FTIR,	Characterization of test purchase	Slovenian National Forensic

Techniques ^a	Comment	Reference
GC-MS, GC-IR, IC	sample.	Laboratory (2016)
Melting point, ¹ H-NMR, GC-MS, ATR-FTIR	Characterization of reference material.	SWGDRUG (2016)
LC-Q-Orbitrap-MS/MS	Metabolism study using ten-donor-pooled cryopreserved human hepatocytes.	Carlier et al. (2017a)
LC-MS/MS	Analysis of human urine sample obtained from autopsy and quantitation of two metabolites.	Hasegawa et al. (2017)
LC-MS/MS	Analysis of serum and urine samples collected from intoxication cases.	Hermanns-Clausen et al. (2017)
Not reported	Review of cases associated with motor vehicle collisions in Japan between 2012 and 2014.	Kaneko (2017)
GC-MS	Analysis of blood and urine specimen involved in intoxications between July 2015 and July 2016.	Mazer-Amirshahi et al. (2017)
LC-QTRAP-MS/MS	Analysis of urine samples obtained from autopsies.	Minakata et al. (2017)
LC-MS/MS	Detection in biofluids associated with intoxication cases.	Moosmann et al. (2017)
GC-MS	Analysis of products obtained from Internet retailers.	Müller et al. (2017)
LC-QqQ-MS/MS	Analysis of blood samples collected between March and December 2015.	Tynon et al. (2017)
LC-MS/MS, CB receptor activation assay using NanoLuc luciferase	Receptor assay development and analysis of authentic urine samples.	Cannaert et al. (2017)
^a NMR: nuclear magnetic resonance spectroscopy; API: atmospheric pressure ionization; LC: liquid chromatography (various forms); GC: gas chromatography; MS: mass spectrometry; MS/MS: tandem mass spectrometry; QqQ: triple quadrupole; QTOF: quadrupole time-of-flight; EI: electron ionization; IR: infrared spectroscopy; UV: ultraviolet spectroscopy; ATR: attenuated total reflectance; FT: Fourier transform; IC: ion chromatography.		

Methods and chemical precursors used for the manufacture

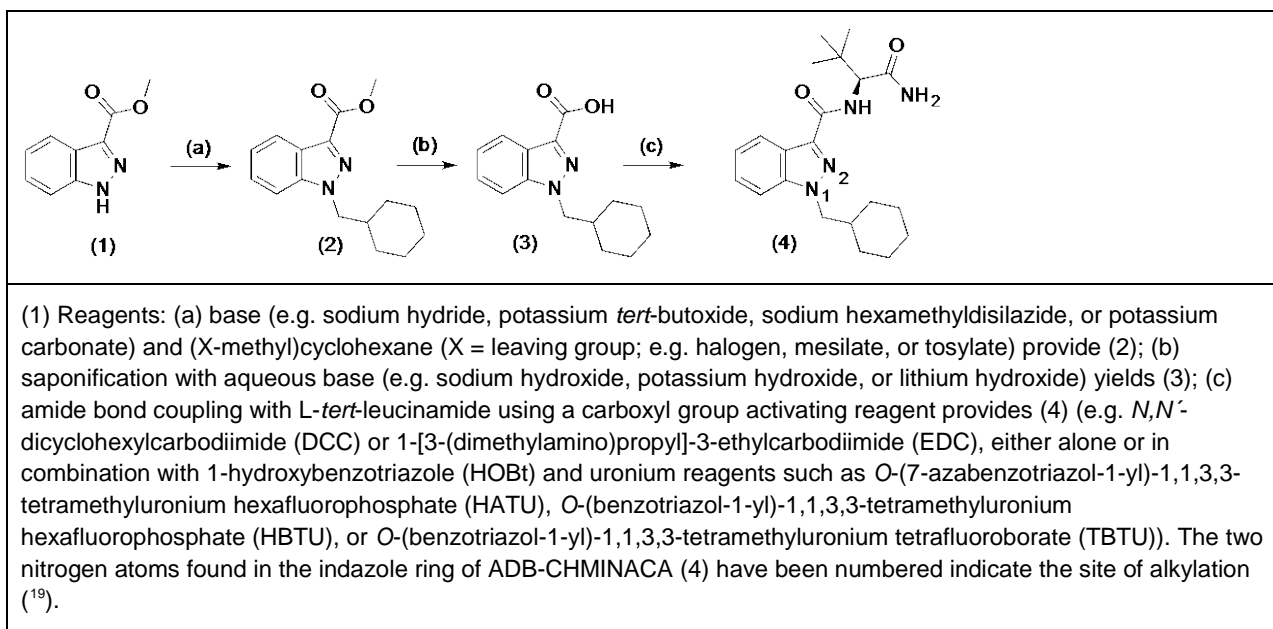
Synthesis

Information about the methods used for the synthesis of the ADB-CHMINACA that has been detected on the drug market in Europe has not been reported to the EMCDDA. However, it seems likely that the methods described in the work published by Pfizer Inc. (compound 13) might have been used for the manufacturing of this substance destined for the drug market. The specific conditions for the ADB-

CHMINACA synthesis have not been disclosed, but the preparation of the synthetic cannabinoids covered followed the scheme shown in Figure 2. The final reaction step (c) involves the coupling of the acid intermediate (3) with L-*tert*-leucinamide, which yields the (S)-enantiomer of ADB-CHMINACA as disclosed by Buchler et al. (2009). Although not explicitly mentioned in the work published by these authors, employing D-*tert*-leucinamide or the D,L-racemate should theoretically give the (R)- and racemic form of ADB-CHMINACA. L-*tert*-Leucinamide can be prepared from L-*tert*-leucine (Banister et al., 2015, Buchler et al., 2009). If this intermediate were more readily available and less expensive than D-*tert*-leucine then one would expect this to have an impact on the manufacturing process, thus, potentially favouring the production of the (S)-form as originally disclosed by Pfizer Inc. A recent investigation on the isolation from another *tert*-leucine derived synthetic cannabinoid (MDMB-CHMICA) used in herbal smoking mixtures revealed that the compound was indeed showing the (S)-configuration (Andernach et al., 2016).

FIGURE 2

Synthesis route for ADB-CHMINACA ((S)-enantiomer) starting from methyl 1*H*-indazole-3-carboxylate (which might also be prepared)



Commercially available domestic or industrial products which could be used for synthesis may contain potentially toxic substances, including heavy metals and organic solvents. Use of such products as

⁽¹⁹⁾ The detection of a 'dicyclohexylmethylated' contaminant in ADB-CHMINACA samples (Slovenian National Forensic Laboratory, 2016; see also next paragraph) suggests an alternative production method in which a cyclohexylmethyl derivative alkylating agent is reacted with the *N*-indazolyl-*tert*-leucinamide (*N*-(1-amino-3,3-dimethyl-1-oxobutan-2-yl)-1*H*-indazole-3-carboxamide). Overalkylation could, in theory, take place not only at the indazole *N*-atom but also at the nitrogen – or even of the oxygen – atom of the amide group(s).

reagents may result in serious toxic effects if the resultant impure product is consumed. The herbal material which is used as a basis for the smoking mixtures may contain toxicologically relevant substances like e.g. pesticides potentially present in the plant material as well.

Typical impurities encountered in seized and collected samples

There are no quantitative data available on the impurities detected in seized and collected samples reported to the EMCDDA. However, the analysis of an ADB-CHMINACA sample purchased from an Internet retailer was reported to contain an unidentified impurity (Slovenian National Forensic Laboratory, 2016). It was commented that the impurity might have been related to an impurity detected in a test purchased APP-CHMINACA product ⁽²⁰⁾. In this case, the reported impurity was characterized by the presence of a second cyclohexylmethyl substituent on the molecule (Slovenian National Forensic Laboratory, 2015), which might be consistent with dialkylation. Although not documented, the N1-alkylation can be carried out on the indazolyl *tert*-leucinamide derivative as the last step under conditions described for serotonin receptor antagonists (Furlotti et al., 2012; Schaus et al., 1998) and, recently, for the preparation of a metabolite of the synthetic cannabinoid receptor agonist AKB-48 (Wallgren et al., 2017). In addition, it has been reported that the preparation of various indazole-based synthetic cannabinoids can result in the formation of another regioisomer that is alkylated at the N2-position, which was shown to depend on the base used for the alkylation reaction (Buchler et al., 2009, Longworth et al., 2016). However, reports on the detection of these synthesis by-products could not be identified.

A1.2. Physical/pharmaceutical form

Data from seizures and collected samples reported to the EMCDDA have revealed that ADB-CHMINACA has typically been detected in plant/herbal material (herbal smoking mixtures) and powders. A small number of other forms have also been encountered, which included blotters, 'agglomerated material' containing other synthetic cannabinoids and substances such as caffeine, a 'slab' mixed with another synthetic cannabinoid (MDMB-CHMICA) and a 'lump' containing various additional synthetic cannabinoids apart from ADB-CHMINACA (AB-FUBINACA ⁽²¹⁾, 5F-ADB-PINACA ⁽²²⁾ and FUB-APINACA ⁽²³⁾) (EMCDDA, 2017c). The Pfizer Inc. patent also refers to the use of synthetic cannabinoids in a range of pharmaceutical compositions depending on the methods used for administration (Buchler et al., 2009).

For the production of smoking mixtures, the substance is dissolved in an organic solvent (e.g. acetone) and applied to the plant material—such as damiana (*Turnera diffusa*) or marshmallow (*Althaea officinalis*)—either via spraying or soaking and subsequent evaporation of the solvent (EMCDDA, 2017a).

A1.3. Route of administration and dosage

The most common route of administration for synthetic cannabinoids is smoking ready-to-use or self-prepared 'herbal mixtures' as a joint or utilizing a vaporizer, 'bong' or pipe. Because these ready-to-use products rarely state the ingredients, most users may be unaware that they are using ADB-CHMINACA.

⁽²⁰⁾ APP-CHMINACA (PX3): *N*[(2*S*)-1-Amino-1-oxo-3-phenylpropan-2-yl]-1-(cyclohexylmethyl)-1*H*-indazole-3-carboxamide.

⁽²¹⁾ AB-FUBINACA: *N*[(2*S*)-1-Amino-3-methyl-1-oxobutan-2-yl]-1-[(4-fluorophenyl)methyl]-1*H*-indazole-3-carboxamide.

⁽²²⁾ 5F-ADB-PINACA: *N*[(2*S*)-1-Amino-3,3-dimethyl-1-oxobutan-2-yl]-1-(5-fluoropentyl)-1*H*-indazole-3-carboxamide.

⁽²³⁾ FUB-APINACA: *N*-(Adamantan-1-yl)-1-[(4-fluorophenyl)methyl]-1*H*-indazole-3-carboxamide.

In addition, and, unknown to users, the concentrations of synthetic cannabinoids found in smoking mixtures can vary dramatically, which may range from low mg/g to hundreds of mg/g, depending on the potency of the substance and manufacturing practices involved (e.g. Ernst et al., 2017; Frinculescu et al., 2017; Langer et al., 2014; Langer et al., 2016; Moosmann et al., 2015) (Section D3.4).

Dosage

Limited information is available regarding the dose and the dose regimens of ADB-CHMINACA. User reports specifically about ADB-CHMINACA were not particularly revealing and it is not possible to discern the 'typical' dosages administered by users.

One website lists the following dosage information for the valinamide analogue AB-CHMINACA (smoking): 'light': 50–100 µg; 'common': 100–250 µg; 'strong': 250–400 µg; 'heavy': 400+ µg (Tripsit, 2017). As already highlighted in the introduction, the assessment of such reports is problematic not least because users cannot confirm the actual substance used. Information about the extent to which this can be translated to ADB-CHMINACA could not be identified.

A2. Pharmacology, including pharmacodynamics and pharmacokinetics

Pharmacologically, ADB-CHMINACA is a cannabinoid receptor agonist.

Pharmacodynamics

The limited available data suggest that ADB-CHMINACA binds to and activates the cannabinoid CB₁ receptor. For example, ADB-CHMINACA was reported to bind to the human CB₁ receptor expressed and prepared from human embryonic kidney cells with a K_i value of 0.289 nM (radioligand [³H]CP-55,940) ⁽²⁴⁾, which compared to a K_i value of 0.519 nM for AB-CHMINACA (Buchler et al., 2009). The United States Drug Enforcement Administration reported a K_i value of 0.49 nM (experimental details not provided including information about the absolute configuration) (US DEA, 2014). When using the *in vitro* [³⁵S]GTPγS binding assay (receptors expressed in Chinese hamster ovary cells), the EC₅₀ value reported for ADB-CHMINACA was 0.620 nM ⁽²⁵⁾, which suggests that this compound was a potent agonist although efficacy information was not reported. In comparison, the EC₅₀ value reported for AB-CHMINACA was 2.55 nM, indicating that ADB-CHMINACA was 4 times more potent than its valinamide counterpart (Buchler et al., 2009). A comparison between efficacies could not be made since these data were not reported. Functional activity studies using the same assay (details not reported) produced via the DEA-VA Interagency Agreement revealed an EC₅₀ value of 0.214 nM (US DEA, 2014), similarly indicating that ADB-CHMINACA displays potency values in the sub-nanogram range. The reason as to why the patent published by Pfizer only explicitly featured the (S)-enantiomers (Buchler et al., 2009) has not been disclosed and it is not known whether the (R)-forms showed reduced biological activity ⁽²⁶⁾. A

⁽²⁴⁾ K_i represents the equilibrium inhibition constant for the test drug displacing the radioligand.

⁽²⁵⁾ EC₅₀ represents the half maximal effective concentration.

⁽²⁶⁾ The chiral amino acid precursor (S)-L-tert-Leucine is widely used for the manufacture of antiviral medicines (such as the HIV protease inhibitor atazanavir or the hepatitis C virus protease inhibitors asunaprevir, boceprevir, grazoprevir, faldaprevir, narlaprevir, telaprevir, vaniprevir). (S)-L-tert-Leucine is produced mainly in China in large, multi-ton quantities. This may explain

recent study exploring the differences in functional activity (*in vitro* [35 S]GTP γ S binding assay) between five pairs of enantiomeric synthetic cannabinoids, namely AB-FUBINACA (2-fluorobenzyl isomer) ⁽²⁷⁾, APP-CHMINACA ⁽²⁸⁾, EMB-FUBINACA ⁽²⁹⁾, 5F-EMB-PINACA, and MDMB-FUBICA ⁽³⁰⁾, revealed that agonist activity at CB₁ and CB₂ receptors was retained in most of the (*R*)-enantiomers. A drop in potency was determined at CB₁ but not always at the CB₂ receptor. (*R*)-MDMB-FUBICA, however, was reported to have lost activity at the CB₁ receptor (Doi et al., 2017).

TABLE 2

Receptor activation efficacy of ADB-CHMINACA and three of its metabolites \pm SEM (number of replicates) relative to JWH-018 (modified from Canneart et al., 2017).

Drug/metabolite	Relative efficacy of CB ₁ activation at 10 μ M	Relative efficacy of CB ₂ activation at 10 μ M
JWH-018	100 \pm 4.6 (4)	100 \pm 19.9 (4)
ADB-CHMINACA	194.3 \pm 13.7 (4)	82.1 \pm 10.6 (4)
4-OH-ADB-CHMINACA (M1) ⁽³¹⁾	110.5 \pm 6.0 (4)	62.1 \pm 8.67 (4)
<i>tert</i> -Leucine-ADB-CHMINACA (M2) ⁽³²⁾	56.9 \pm 4.3 (4)	85.7 \pm 12.8 (4)
<i>tert</i> -Leucine-4-OH-ADB-CHMINACA (M3) ⁽³³⁾	36.4 \pm 4.3 (4)	70.9 \pm 11.6 (4)

A recent study reported CB_{1/2} receptor EC₅₀ values and activation efficiency data (via β -arrestin 2 recruitment), for a range of synthetic cannabinoids, including ADB-CHMINACA, and some hydroxylated urinary metabolites (Cannaert et al., 2017). In the case of ADB-CHMINACA, the respective EC₅₀ values for the CB₁ and CB₂ receptor are 1.49 and 2.2 nM in this assay system. For JWH-018, which was one of the comparative drugs, the respective EC₅₀ values for the CB₁ and CB₂ receptor were 23.9 and 6.8 nM, which suggested a 16-fold (CB₁) and 3.1-fold (CB₂) increase in potency compared to JWH-018. CB_{1/2}-mediated receptor activation data relative to JWH-018 (concentration of all test drugs 10 μ M) have also been investigated and summarized in Table 2 below, which revealed that ADB-CHMINACA was almost

the choice of this precursor for the synthesis of ADB-CHMINACA and other related synthetic cannabinoids including MDMB-CHMICA (EMCDDA, 2017g) that have been reported to the EMCDDA through the EU Early Warning System

⁽²⁷⁾ AB-FUBINACA (2-fluorobenzyl isomer): *N*-[1-Amino-3-methyl-1-oxobutan-2-yl]-1-[(2-fluorophenyl)methyl]-1*H*-indazole-3-carboxamide.

⁽²⁸⁾ APP-CHMINACA (PX3): *N*-[1-Amino-1-oxo-3-phenylpropan-2-yl]-1-(cyclohexylmethyl)-1*H*-indazole-3-carboxamide.

⁽²⁹⁾ EMB-FUBINACA: Ethyl 2-({1-[(4-fluorophenyl)methyl]-1*H*-indazole-3-carbonyl}amino)-3-methylbutanoate.

⁽³⁰⁾ MDMB-FUBICA: Methyl 2-({1-[(4-fluorophenyl)methyl]-1*H*-indole-3-carbonyl}amino)-3,3-dimethylbutanoate.

⁽³¹⁾ 4-OH-ADB-CHMINACA (M1): *N*-[(2*S*)-1-Amino-3,3-dimethyl-1-oxobutan-2-yl]-1-[(4-hydroxycyclohexyl)methyl]-1*H*-indazole-3-carboxamide.

⁽³²⁾ *tert*-Leucine-ADB-CHMINACA (M2): (2*S*)-2-([1-(Cyclohexylmethyl)-1*H*-indazole-3-carbonyl]amino)-3,3-dimethylbutanoic acid.

⁽³³⁾ *tert*-Leucine-4-OH-ADB-CHMINACA (M3): (2*S*)-2-([1-(4-Hydroxycyclohexyl)methyl]-1*H*-indazole-3-carbonyl)amino)-3,3-dimethylbutanoic acid.

two times more effective than JWH-018 in activating the CB₁ receptor. In comparison, CB₂ receptor activation induced by ADB-CHMINACA was observed to reach the 82% level. 4-HO-AB-CHMINACA, one of the three metabolites investigated, was capable of inducing a slightly stronger CB₁ receptor activation than JWH-018. The extent to which these metabolites contribute to psychoactive effects *in vivo* remains to be investigated. The effect of ADB-CHMINACA on pharmacological or biochemical targets other than the cannabinoid receptors has not been studied.

Animal studies

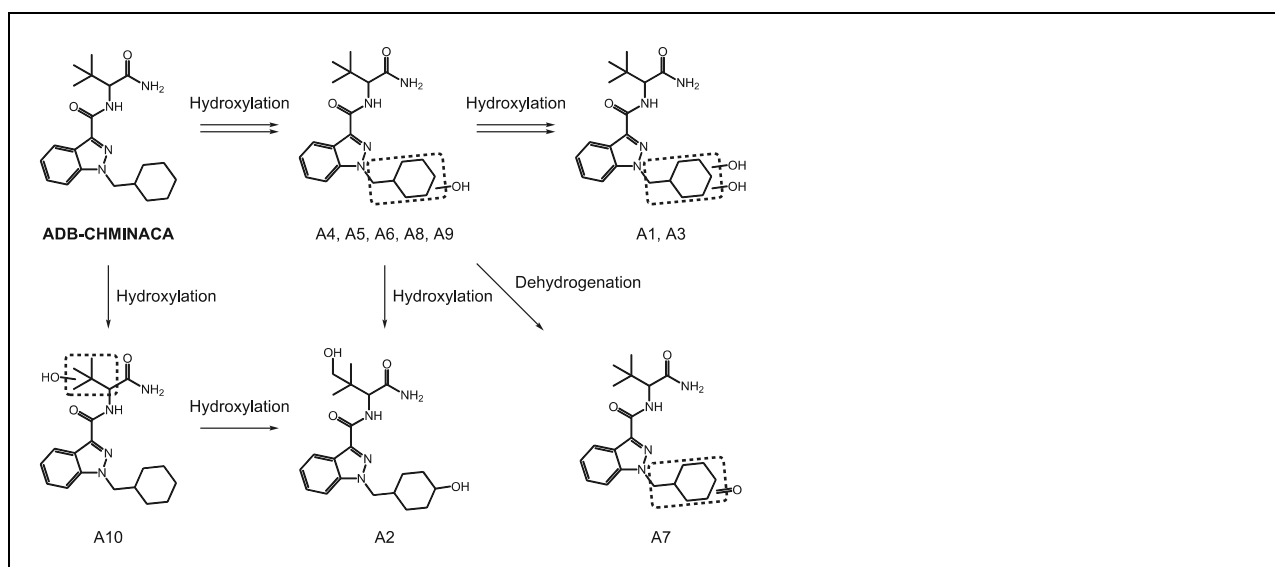
Information derived from animal studies could not be identified, although it seems conceivable that ADB-CHMINACA would display activity in assays that probe for Δ^9 -THC-like properties such as drug discrimination or mouse tetrad tests similar to what has been demonstrated with AB-CHMINACA. In the tetrad test battery that evaluates drug-induced changes in spontaneous motor activity, antinociception, ring immobility, and body temperature, AB-CHMINACA (i.p. administration) was shown to be 11- to 58 times more potent than Δ^9 -THC (Wiley et al., 2015).

Pharmacokinetics

An incubation study with ten-donor-pooled cryopreserved human hepatocytes (10 μ mol/L ADB-CHMINACA, 3 h) identified ten major phase I metabolites (Figure 3). Key reactions included oxidation of the cyclohexylmethyl substituent into hydroxylated (A4–A6, A8 and A9) or ketone (A7) species; *tert*-butyl hydroxylation (A10), and dihydroxylation (A1, A2, A3) also occurred to some extent. Interestingly, transformations at the indazole core, the carboxamide linker, or the dimethylbutanamide side chain (including hydrolysis of the terminal amide) were not observed (Carrier et al., 2017a). Correspondingly, the ADB-CHMINACA species hydroxylated at the cyclohexylmethyl substituent have been recommended as compound-specific analytical targets.

FIGURE 3

Proposed metabolic pathway of ADB-CHMINACA. Dominant pathways are indicated by double arrows (Carrier et al., 2017a).



Interestingly, no phase II reaction products have been observed and amide hydrolysis resulting in the formation of the carboxylic function has also not been detected under the conditions studied, which deviated from incubation studies carried out with the L-*tert*-leucinamide derivative ADB-FUBINACA ⁽³⁴⁾ where more extensive biotransformations (23 metabolites) were observed (Carlier et al., 2017b). In the case of ADB-FUBINACA, the cyclohexylmethyl substituent found in ADB-CHMINACA is replaced by a (4-fluorophenyl)methyl moiety. An investigation into the quantitation of ADB-CHMINACA metabolites in authentic urine specimen collected from an autopsy case performed in 2014 has recently been reported. Two hydroxylated metabolites were investigated, namely the (4-hydroxycyclohexyl)methyl derivative of ADB-CHMINACA (2.17 ng/mL) and its *tert*-butyl hydroxylated derivative (10.2 ng/mL) (Hasegawa et al., 2017), which would reflect the metabolites A4 and A2 reported by Carlier et al. (Carlier et al., 2017a) (Figure 3). The parent molecule ADB-CHMINACA has been shown to be still detectable in authentic urine samples at a concentration of 229 pg/mL (Minakata et al., 2017).

A number of ADB-CHMINACA metabolites have been detected in authentic human urine samples (unpublished observations): the (4-hydroxycyclohexyl)methyl metabolite (M1) ⁽³⁵⁾ and its regioisomeric alcohol (hydroxylation site is not specified); the hydrolysed terminal amide species (M2), and the 4-hydroxycyclohexyl)methyl analogue of the hydrolysed terminal amide (M3) and four M3 isomers (Table 2) (Cannaert et al., 2017).

Additional information on the pharmacokinetic properties of ADB-CHMINACA could not be identified.

Relevant user reports on the Internet about ADB-CHMINACA's effect profile are limited.

Based on an *in vitro* assay evaluating the changes of membrane potentials following G-protein activation, it was found that the transition from a L-valinamide to L-*tert*-leucinamide moiety led to an increase in potency at the CB₁ receptor, at least in some cases (Banister et al., 2016, Banister et al., 2015). However, it is not known how this would translate to ADB-CHMINACA despite structural similarity.

Inter-individual genetic variability in metabolising enzymes

No information specifically for ADB-CHMINACA has been identified.

Interactions with other substances and other interactions

No studies were identified that have examined the interaction of ADB-CHMINACA with other substances, including medicinal products.

Effects on ability to drive and operate machines

No studies of the effects of ADB-CHMINACA on the ability to drive and operate machines have been performed. However, it has been reported that intoxications elicited by a variety of synthetic cannabinoids, including ADB-CHMINACA, significantly impair the mental and physical ability that is required to drive and operate machines (Section D1.2) (See also Capron, 2016; Kaneko, 2017; Karinen et al., 2015; Musshoff et al., 2014; Peterson and Couper, 2015).

⁽³⁴⁾ ADB-FUBINACA: *N*-[(2*S*)-1-Amino-3,3-dimethyl-1-oxobutan-2-yl]-1-[(4-fluorophenyl)methyl]-1*H*-indazole-3-carboxamide.

⁽³⁵⁾ The designations M1–M3 were based on the reference materials offered by the Chemical Company, Ann Arbor, M, USA.

A3. Psychological and behavioural effects

While there is limited data, the psychological and behavioural effects of ADB-CHMINACA appear to share some similarities with cannabis, THC, and other synthetic cannabinoids (e.g. Griffiths and Griffin, 2016; Peterson and Couper, 2015; See also Section D). This includes: relaxation, euphoria, lethargy, confusion, anxiety, fear, distorted perception of time, depersonalisation, hallucinations, paranoid inclusions, as well as dry mouth, bloodshot eyes, tachycardia, nausea, vomiting and impaired motor performance. These effects appear to be much more pronounced and severe when compared to cannabis (Ford et al., 2017; Zurova et al., 2016). In addition, psychotic episodes, as well as aggressive and violent behaviour, have also been reported. (See also Section D1 and Section D3.4.)

A4. Legitimate uses of the product

ADB-CHMINACA is used as an analytical reference material in clinical and forensic case work/investigations as well as scientific research. There is currently no information that suggests ADB-CHMINACA is used for other legitimate purposes.

There are no reported uses of ADB-CHMINACA as a component in industrial, cosmetic or agricultural products. In addition, a search of the Registration, Evaluation, Authorisation and Restriction of Chemicals (REACH) registered substances database hosted by the European Chemicals Agency (ECHA) using the CAS Registry Number returned no results.

There is no marketing authorisation (existing, on-going or suspended) for ADB-CHMINACA neither in the European Union nor in the Member States that responded to the request for information from the European Medicines Agency, which was undertaken as part of the Joint Report process (EMCDDA, 2017c).

There is no information to suggest that ADB-CHMINACA is currently used in the manufacture of a medicinal product in the European Union. However, in the absence of a database on the synthetic routes of all medicinal products it is not possible to confirm whether or not ADB-CHMINACA is currently used in the manufacture of a medicinal product.

Section B. Dependence and abuse potential

B1. Animal data

No studies were identified that have investigated the dependence and/or abuse potential of ADB-CHMINACA in animal models.

B2. Human data

No studies were identified that have investigated the dependence and/or abuse potential of ADB-CHMINACA in humans. However, it has been suggested that consumption of synthetic cannabinoids can produce tolerance and withdrawal symptoms when use is abruptly discontinued following a regular use (Cooper, 2016, Macfarlane and Christie, 2015, Van Hout and Hearne, 2017).

Section C. Prevalence of use

Information from seizures, collected and biological samples

ADB-CHMINACA was formally notified on 24 September 2014 by the EMCDDA on behalf of the Hungarian national focal point, in accordance with Article 4 of the Council Decision. The Reporting Form details a seizure of 2.07 grams of light brown powder that was seized in August 2014 by Hungarian Police in Hajós. The identification and analytical characterisation was based on GC-MS, FT-IR and NMR analysis.

Since then, a total of 17 Member States (Belgium, Croatia, Estonia, Finland, France, Germany, Greece, Hungary, Latvia, Lithuania, the Netherlands, Poland, Romania, Slovenia, Spain, Sweden and the United Kingdom), Turkey and Norway have reported detections of ADB-CHMINACA (EMCDDA, 2017c).

Detections of ADB-CHMINACA may be under-reported since the substance is not routinely screened for. Three Member States (Austria, Slovenia and Sweden) reported that ADB-CHMINACA is part of routine screening in some (but not all) of their laboratories.

Information from seizures

A total of 19 countries reported seizures ⁽³⁶⁾ of ADB-CHMINACA to the EMCDDA and/or Europol ⁽³⁷⁾.

Information reported to the EMCDDA and Europol indicates that 3794 seizures of ADB-CHMINACA have been reported by: Belgium (16), Croatia (2), Estonia (2), Finland (10), France (3), Germany (2), Greece (1), Hungary (75), Latvia (33), Lithuania (1), the Netherlands (1), Norway (2), Poland (233), Romania (1), Slovenia (1), Spain (1), Sweden (83), Turkey (3162) and the United Kingdom (165).

The majority of the seizures comprise police and customs cases, with additional seizures taking place in custodial settings.

The most commonly seized physical forms were herbal (plant) materials and powders. A small number of seizures of blotters and other physical forms were also reported.

Physical forms seized included: herbal material (485 seizures; amounting to a total weight of 11 kg), powders (76; 9.8 grams) and blotters (41; 25.35 grams and 2 blotters). Other physical forms were encountered in 22 of the cases (258.8 grams).

No quantitative information on the purity of ADB-CHMINACA in seized samples was provided to the EMCDDA.

⁽³⁶⁾ Many 'seizures' relate to individual case-level data, however, some data provided to the EMCDDA are aggregated at the country level. Data is drawn from the Joint Report Questionnaires and data provided in the bi-annual data gathering (EU EWS progress and final reports) and from individual Reporting forms submitted on an ad hoc basis.

⁽³⁷⁾ The United Kingdom reported additional seizures of ADB-CHMINACA after the production of the Joint Report.

Herbal material

485 seizures of ADB-CHMINACA in herbal material were reported by 13 countries: Croatia, Estonia, Germany, Greece, Hungary, Latvia, Lithuania, Norway, Poland, Romania, Slovenia, Sweden and the United Kingdom, amounting to nearly 11 kg seized.

Turkey reported around 3160 seizures of herbal material amounting to almost 128 kg which have not been included in the total count ⁽³⁸⁾.

The largest single seizure of ADB-CHMINACA in herbal material was reported by Germany; 1.66 kg of a mixture containing ADB-CHMINACA, 5F-AMB-PICA, EMB-FUBINACA, 5F-APP-PINACA, THC and cannabidiol.

Greece reported a seizure of nine bags of herbal material, found to contain just over 1 kg of ADB-CHMINACA mixed with 5F-AMB. The seizure was made during a raid on a tobacco store in Drama, where a number of products containing other synthetic cannabinoids were seized.

In just over 30% of all cases involving herbal material, ADB-CHMINACA was often found mixed with other synthetic cannabinoids.

Powders

A total of 76 seizures of powders were reported by 10 countries: Belgium, Finland, France, Hungary, Latvia, the Netherlands, Poland, Spain, Sweden and Turkey, amounting to a total of 9.8 kg.

In just over 90% of all cases involving powders, ADB-CHMINACA was the only substance detected.

The largest single seizure of ADB-CHMINACA in powder form was 3 kg that was reported by Belgium. The consignment was seized by customs. It originated in China and was in transit to Austria and Romania.

Turkey reported 2 large seizures of powders:

- 1.84 kg, containing ADB-CHMINACA, FUBIMINA, FUB-AKB, AMB-FUBINACA and NEP;
- 1 kg, containing ADB-CHMINACA mixed with THC, cannabinol and cannabidiol.

Blotters

Seizures of blotters containing ADB-CHMINACA were reported by Poland (40 cases; 25.35 g) and Sweden (1 case; 2 blotters).

⁽³⁸⁾ Minimum estimate provided by the Turkish national focal point for 2016.

Other physical forms

Poland reported 19 seizures of 'agglomerated material' containing ADB-CHMINACA mixed with either caffeine (14 cases) or 5F-AKB48 (5), amounting to a total of over 235 g of substance.

One seizure of a 'slab' containing ADB-CHMINACA mixed with MDMB-CHMICA was reported by Estonia (13.4 g); one case of a 'lump' containing ADB-CHMINACA, AB-FUBINACA, 5F-ADB-PINACA and FUB-APINACA was reported by Norway (9.7 g) and one seizure of a 'paste-like substance' was reported by Finland (0.7 g).

Information from collected samples

Two collected samples of ADB-CHMINACA were reported to the EMCDDA by:

- Slovenia, 5 g of white powder purchased online as '5F-AEB' from China, and;
- Germany, ADB-CHMINACA identified as one of many substances in a number of powder samples collected from a scene of a death.

Information from biological samples

Serious adverse events (deaths and acute intoxications) with confirmed exposure to ADB-CHMINACA from biological samples are discussed in Section D.

Additionally, a total of 28 analytically confirmed detections of ADB-CHMINACA in biological samples were reported by two Member States ⁽³⁹⁾. Briefly these were:

- 22 cases related to drug abuse (consumption), intoxication or non-fatal intoxication, with no further details provided, Hungary (16 cases), Poland (6).
- 6 cases related to persons suspected of driving under the influence of drugs, all reported by Hungary.

Availability, supply, price**Information on production**

No information was received in relation to the production of ADB-CHMINACA.

Information on trafficking

Information related to trafficking routes is limited. In cases reported to the EMCDDA, China was indicated as a source country in a customs seizure made in Belgium and collected sample reported by Slovenia. In

⁽³⁹⁾ Turkey reported 181 biological samples (blood, hair and urine) which may contain duplicates and therefore have not been included in the total count.

addition, in two cases that were reported to Europol, one involved a courier seizure in Estonia that reportedly originated in Russia, and the second involved the interception of a postal package intercepted by customs in Bulgaria that arrived from Spain.

Availability from Internet vendors

The available data suggests that ADB-CHMINACA is sold openly online under its own name as powder and in herbal smoking mixtures (where the ingredients/composition is sometimes not stated). A structured search of online vendors on the surface web by the EMCDDA ⁽⁴⁰⁾ found that the substance is available online in small and wholesale amounts as a 'research chemical' and as 'aroma blends', a common reference to 'legal-high' type products containing synthetic cannabinoids.

On the websites identified, ADB-CHMINACA powders were available in amounts ranging from 1 gram to 3 kg. Prices varied according to the amounts on sale and ranged from EUR 1.43 per gram to EUR 42.5 per gram.

The availability of ADB-CHMINACA on the darknet is not currently known.

Prevalence of use

No studies were identified that have investigated the prevalence of use of ADB-CHMINACA in the general population.

Similar to other synthetic cannabinoids, ADB-CHMINACA is often sold and used as a 'legal' substitute for cannabis, typically as herbal smoking mixtures (EMCDDA, 2009; EMCDDA, 2017a). The composition of these products varies over time, with substances being changed in response to, or, in anticipation of, the introduction of control measures. This may have implications on the availability of ADB-CHMINACA and its prevalence of use. Overall, the available information does not suggest widespread use of the substance.

Because of the variability in the composition of smoking mixtures, and the fact that the ingredients are not typically disclosed, most users will be unaware that they are using ADB-CHMINACA. As a result, the prevalence of use of ADB-CHMINACA should be considered in the wider context of the prevalence of use of herbal smoking mixtures, commonly referred to as 'spice'.

The use of 'spice'-like products has been studied in some European countries in general population surveys or in specific populations such as students, 'clubbers' and/or internet users. The results of these surveys are not comparable as they use different methodology and samples but overall they indicate generally low prevalence levels in these groups (EMCDDA, 2017a).

⁽⁴⁰⁾ The search for online vendors of ADB-CHMINACA on the surface web was performed in October 2017. The search identified 5 vendors that appeared to be based in, and/or claim to have presence in China (n=2; 1 of which in Hong Kong), Hungary (n=1) and Sweden (n=1); the remaining website did not list a location. Three websites listed quantities and prices for ADB-CHMINACA. The remaining sites only provided prices on request.

There is evidence that in some groups, such as high risk drug users and other marginalised groups, the prevalence of use of synthetic cannabinoids, particularly as smoking mixtures, may be higher. This includes individuals who are subject to drug testing (such as people in drug treatment, prisoners, and drivers) because some drug tests/screens will be unable to detect synthetic cannabinoids. In addition some vulnerable populations, such as the homeless and prisoners, specifically seek out synthetic cannabinoids because they have a reputation for causing profound intoxication, they can be cheap and are easy to smuggle (EMCDDA, 2017a; Blackman and Bradley, 2017; HMIP, 2015; Ralphs et al., 2017; User Voice, 2016).

Section D. Health risks

D1. Acute health effects

D1.1. Animal data

Data on the acute toxicity, abuse liability or dependence producing potential of ADB-CHMINACA could not be identified.

D1.2. Human data

No clinical studies were identified that have examined the acute health effects of ADB-CHMINACA and/or its metabolites in humans. Data from serious adverse events associated with ADB-CHMINACA are discussed below. In general, the acute health risks associated with ADB-CHMINACA appear to be similar to those found with other synthetic cannabinoids.

As synthetic cannabinoids activate the CB₁ receptor in a similar way to THC, their effects appear to have some similarities with cannabis (Auwärter et al., 2009). This includes: relaxation, euphoria, lethargy, confusion, anxiety, fear, distorted perception of time, depersonalisation, hallucinations, paranoid inclusions, as well as dry mouth, bloodshot eyes, tachycardia, nausea, vomiting and impaired motor performance. These effects appear to be much more pronounced and severe when compared to cannabis (Ford et al., 2017; Winstock et al., 2013; Zaurova et al., 2016).

Severe and fatal poisoning also appears to be more common with synthetic cannabinoids as compared to cannabis. This can include severe cardiovascular toxicity (including sudden death), rapid loss of consciousness/coma, respiratory depression, seizures and convulsions, hyperemesis, delirium, agitation, psychosis, and aggressive and violent behaviour (Adams et al., 2017; Brenneman et al., 2016; Capron, 2016; Ford et al., 2017; Hermanns-Clausen et al., 2013; EMCDDA, 2017c, EMCDDA, 2017d, EMCDDA, 2017e; EMCDDA, 2017g; Kasper et al., 2015; Pap, 2016; Schwartz et al., 2015; Shevyrin et al., 2015; Springer et al., 2016; Tait et al., 2016; Trecki et al., 2015; Tyndall et al., 2015; Waugh et al., 2016; Winstock et al., 2013; Zaurova et al., 2016). (See Section D3.4.)

In addition, some of the features of poisoning—particularly loss of consciousness, respiratory depression, and behavioural effects—may place users at additional risks, such as choking on/aspirating vomit, drowning, falling, hypothermia as a result of falling unconscious outside in cold weather, and self-inflicted violence/injury (EMCDDA, 2017g; Tait et al., 2016; Yeter, 2017). The aggressive and violent behaviours reported with synthetic cannabinoids may also place others at risk of injury.

Overall, poisoning with synthetic cannabinoids may be made worse when other drugs, especially central nervous system depressants (such as alcohol, opioids, and sedative/hypnotics), are used at the same time.

There is no approved antidote to poisoning caused by synthetic cannabinoids.

Acute intoxications reported by the Member States

A total of 3 acute intoxications with confirmed exposure to ADB-CHMINACA were reported by the United Kingdom ⁽⁴¹⁾. The cases occurred during 2016. In 1 case, no other substances were detected. In the remaining 2 cases, another synthetic cannabinoid was detected. All the cases included clinical features of poisoning similar to those reported for other synthetic cannabinoids.

Acute intoxications identified from other sources

Table 4 provides a summary of non-fatal intoxications and cases of suspected driving under the influence of drugs identified in the literature involving confirmed exposure to ADB-CHMINACA. Where reported, the range of ADB-CHMINACA concentration in serum ranged from 0.22 to 31 ng/mL. The clinical features of poisoning were similar to those reported for other synthetic cannabinoids.

⁽⁴¹⁾ In addition, Germany reported 8 acute intoxications with possible exposure to ADB-CHMINACA and Sweden reported 2 acute intoxications with suspected exposure to ADB-CHMINACA. These cases are not discussed further in this report.

TABLE 4

Non-fatal intoxications and driving under the influence cases associated with confirmed exposure to ADB-CHMINACA

Type of event	Number of cases	Country	Age	Gender	ADB-CHMINACA analytical confirmation	Other drugs present	Reported symptoms	Treatment provided	Additional information	Reference
Non-fatal intoxication	1	Poland	17	female	Concentration of MAB-CHMINACA in blood: 5.2 ng/mL	diazepam (155 ng/mL) and nordiazepam (12 ng/mL) present in blood sample (patient received diazepam in the hospital). The blood analyses did not reveal any other substance (including alcohol, classic drugs as well as other NPS).	Vomiting, unresponsive, seizures, unnaturally twisted limbs. On admission to the hospital unconscious or with periodic losses of consciousness, verbally incoherent. Acute respiratory failure, wheezing and muscle tremors were observed. After regaining consciousness: aggression, agitation, slurred speech, enlarged pupils, poorly responsive to light were observed	diazepam	Patient had a history of NPS abuse. Patient smoked mixture of tobacco with a white powdered substance from a package labelled "AM-2201".	Adamowicz & Gieron (2016)
Non-fatal intoxication	1	Poland	17	female	Concentration of MAB-CHMINACA in blood: 1.3 ng/mL	The blood analyses did not reveal any other substance (including alcohol, classic drugs as well as other NPS).	On admission to the hospital unconscious or with periodic losses of consciousness, verbally incoherent. Acute respiratory failure, wheezing and		Patient had a history of NPS abuse. Patient smoked mixture of tobacco with a white powdered	Adamowicz & Gieron (2016)

							muscle tremors were observed. After regaining consciousness: aggression, agitation, slurred speech, enlarged pupils, poorly responsive to light were observed		substance from a package labelled "AM-2201".	
Non-fatal intoxication	1	Poland	15	male	Concentration of MAB-CHMINACA in blood: 1.7 ng/mL	The blood analyses did not reveal any other substance (including alcohol, classic drugs as well as other NPS).	On admission to the hospital unconscious or with periodic losses of consciousness, verbally incoherent. Acute respiratory failure, wheezing, muscle tremors and blood pressure spikes were observed. After regaining consciousness: aggression, agitation, slurred speech, enlarged pupils, poorly responsive to light were observed		Patient had a history of NPS abuse. Patient smoked mixture of tobacco with a white powdered substance from a package labelled "AM-2201".	Adamowicz & Gieron (2016)
Non-fatal intoxication	1	Poland	18	male	Concentration of MAB-CHMINACA in blood: 14.6 ng/mL	Diazepam (1205 ng/mL), nordiazepam (16 ng/mL) and temazepam (6	Vomiting, unresponsive, seizures, unnaturally twisted limbs. On admission to the	diazepam	Patient had a history of NPS abuse. Patient smoked mixture of	Adamowicz & Gieron (2016)

						ng/mL) were present in blood (patient received diazepam in the hospital). The blood analyses did not reveal any other substance (including alcohol, classic drugs as well as other NPS).	hospital unconscious or with periodic losses of consciousness, verbally incoherent. Acute respiratory failure, wheezing and muscle tremors were observed. After regaining consciousness: aggression, agitation, slurred speech, enlarged pupils, poorly responsive to light were observed		tobacco with a white powdered substance from a package labelled "AM-2201".	
Non-fatal intoxication	>125	US	n/a	n/a	Positive result				Cluster of cases of adverse health effects or severe toxic effects. Oct 2014, Baton Rouge, LA	DHSL (2014)
Non-fatal intoxication	>41	US	n/a	n/a	11 out of 12 available samples were positive for ADB-CHMINACA				Cluster of cases of adverse health effects or severe toxic effects. Nov 2014, Bryan, TX	Trecki et al. (2015)

Non-fatal intoxication	>62	US	n/a	n/a	9 available samples were positive for ADB-CHMINACA	AB-PINACA ADB-PINACA			Cluster of cases of adverse health effects or severe toxic effects. Dec. 2014–Jan 2015, Beaumont, TX	Trecki et al. (2015)
Non-fatal intoxication	3	US	n/a	n/a					Cluster of cases of adverse health effects or severe toxic effects. Dec. 2014–Jan 2015, Salina, KS	Trecki et al. (2015)
Non-fatal intoxication	6	US	n/a	n/a					Cluster of cases of adverse health effects or severe toxic effects. Apr 2015, Philadelphia, MS	Trecki et al. (2015)
Non-fatal intoxication	7	US	n/a	n/a					Cluster of cases of adverse health effects or severe toxic	Trecki et al. (2015)

									effects. Apr 2015, Hampton, VA	
Non-fatal intoxication	9	US	n/a	n/a					Cluster of cases of adverse health effects or severe toxic effects. Apr 2015, Hagerstown, MD	Trecki et al. (2015)
Non-fatal intoxication	19	US	n/a	n/a					Cluster of cases of adverse health effects or severe toxic effects. Apr 2015, Jackson, MS	Trecki et al. (2015)
Non-fatal intoxication	2	US	n/a	n/a					Dec 2014, Salina, KS	Trecki et al. (2015)
Non-fatal intoxication	14	Germany	17-46	12 male, 2 female	ADB-CHMINACA was identified in 13 (10) serum (urine) samples. Concentration in serum varied from	In 7 cases more than one SC was found (4 times in urine samples only). Amphetamine derivatives were detected in 6 cases.	Ten patients reported panic attacks. Clinical features included tachycardia (n ¼ 9), recurrent vomiting (n ¼ 7), agitation (n ¼ 7), somnolence, disorientation,		All patients recovered.	Hermanns-Clausen et al. (2017)

					0.22 to 31 ng/mL (median 0.49 ng/mL).		<p>aggressiveness and shivering (each 6), dyspnea (n ¼ 5), seizures (n ¼ 2), bradycardia (n ¼ 2), double vision (n ¼ 1), and psychosis (n ¼ 1). Elevation of creatine kinase (CK, n ¼ 6) and of creatinine (n ¼ 4), hyperkalemia (n ¼ 2), and hypoglycemia (47 mg/dL, n ¼ 1) were also recorded. One patient developed posterior reversible encephalopathic syndrome (PRES), with recovery after 4 days. Extreme agitation and rioting was followed by muscle hematomas, rhabdomyolysis (maximum CK 166,000 U/L) and renal impairment (creatinine 1.7 mg/dL) in one case. A 25-year-old required mechanical ventilation after aspiration.</p>			
--	--	--	--	--	--	--	---	--	--	--

Non-fatal intoxication	1	Germany	20	male	ADB-CHMINACA was identified in serum (31 ng/mL), and in urine.	Ketamine, which was therapeutically applied, was also found in serum (240 ng/mL).	Vomiting, restlessness, severe headache, disorientation, somnolence, impaired coordination, posterior reversible leucencephalopathy syndrome, fever, rhabdomyolysis			Hermanns-Clausen et al. (2017)
Non-fatal intoxication	14	US	n/a	n/a	Analytically confirmed				Patients who presented to two academic EDs in Washington with reported SC exposure from July 2015 to July 2016	Mazer-Amirshahi et al. (2017)
Non-fatal intoxication	10	US	n/a	n/a	Serum specimens positive for ADB-CHMINACA or its metabolite				Apr 2015, Jackson Mississippi	Kasper et al. (2015) [§]
Non-fatal intoxication	1	US	18	male	Serum specimens positive for ADB-	Urine: caffeine	Unresponsiveness, agitation, tachycardia,	Sedative for agitation	Patient smoked 'K2'	Katz et al. (2016)

					CHMINACA					
Non-fatal intoxication	1	US	28	male	Serum specimens positive for ADB-CHMINACA	Urine: Caffeine, morphine, midazolam, lorazepam	Unresponsiveness, hallucinations, tachycardia,	Sedative for agitation; endotracheal intubation	History of substance abuse and hepatitis. Patient developed aspiration pneumonia.	Katz et al. (2016)
Non-fatal intoxication	1	US	17	female	Serum specimens positive for ADB-CHMINACA	Urine: Lorazepam	Agitation, delirium, tachycardia	Sedative for agitation (benzodiazepines)		Katz et al. (2016)
Non-fatal intoxication	1	US	14	male	Serum specimens positive for ADB-CHMINACA	Urine: norfentanyl	Unresponsiveness, agitation	Sedative for agitation; endotracheal intubation	Patient smoked 'K2'	Katz et al. (2016)
Non-fatal intoxication	1	US	13	female	Serum specimens positive for ADB-CHMINACA	Urine: phenylephrine, midazolam, fentanyl, norfentanyl, diphenhydramine, cotinine	Patient was found Intermittently responsive, combative. Tachycardia	Sedative for agitation (benzodiazepines); endotracheal intubation	History of marijuana abuse	Katz et al. (2016)
Non-fatal intoxication	1	US	13	male	Serum specimens positive for ADB-	Urine: lorazepam, hydroxymidazolam	Unresponsiveness, agitation, combativeness	Sedative for agitation; endotracheal intubation	Patient developed aspiration pneumonia.	Katz et al. (2016)

					CHMINACA					
Non-fatal intoxication	1	US	50	male	Serum specimens positive for ADB-CHMINACA	Urine: ethanol, naloxone, metoprolol, caffeine	Unresponsiveness, apnea, cyanosis,	Sedative for agitation; endotracheal intubation	History of polysubstance abuse	Katz et al. (2016)
Non-fatal intoxication	1	US	40	female	Serum specimens positive for ADB-CHMINACA	Urine: acetaminophen	Seizure, tachycardia	Sedative for agitation (benzodiazepines); endotracheal intubation	History of bipolar disorder	Katz et al. (2016)
Non-fatal intoxication	1	US	19	female	Serum specimens positive for ADB-CHMINACA	Urine: morphine, norfentanyl, cocaine, amphetamine, methamphetamine, codeine, midazolam, lorazepam	Seizure, arrhythmia, unresponsiveness,	Sedative for agitation; endotracheal intubation	History of epilepsy, bipolar disorder and substance abuse.	Katz et al. (2016)
Non-fatal intoxication	1	US	14	male	Serum specimens positive for ADB-CHMINACA	Urine: sertraline	Agitation, bradycardia, periods of unresponsiveness, combativeness	Sedative for agitation; endotracheal intubation	History of substance abuse	Katz et al. (2016)
Non-fatal intoxication	4	US	n/a	n/a	Positive result				Oct 2014, Shreveport, Louisiana	US DEA (2015)
Non-fatal intoxication	13	US	n/a	n/a	6 available samples				Apr 2015, Philadelphia,	US DEA (2015) [§]

					positive for ADB-CHMINACA				Mississippi	
Non-fatal intoxication	15	US	n/a	n/a	7 available samples positive for ADB-CHMINACA				Apr 2015, Hampton, Virginia	US DEA (2015) [§]
Non-fatal intoxication	15	US	n/a	n/a	9 available samples positive for ADB-CHMINACA				Apr 2015, Hagerstown, Maryland	US DEA (2015) [§]
Non-fatal intoxication	2	US	n/a	n/a	positive				Dec 2014, Salina, Kansas	US DEA (2015) [§]
Non-fatal intoxication	1	US	n/a	n/a	Positive				Dec 2014/Jan 2015, Salina Kansas	US DEA (2015) [§]
Non-fatal intoxication	>10	US	n/a	n/a	10 samples positive				Apr/ May 2015, Mississippi	US DEA (2015) [§]
Non-fatal intoxication	1	Germany	46	male		Cocaine, methadone	Panic, dyspnea, tachycardia, nausea, somnolence			Franz et al. (2015)
Non-fatal intoxication	2	Germany	n/a	n/a						Franz et al. (2015) [*]

DUI	3	Hungary	n/a	n/a	Concentration in blood: 2.48–25.9 ng/ml					Institóris et al. (2017)
Non-fatal intoxication	3	UK	n/a	n/a	positive			One patient required intubation and ventilation		Hill et al. (2017)
Non-fatal intoxication	1	US	1 > (10 months)	male	Serum analysis confirmed the presence of ADB-CHMINACA and its metabolite		Patient was unresponsive, moaning, and rigid on arrival. Bradycardia, apnea hypothermia.	endotracheal intubation	Analysis of the substance ingested revealed the presence of the synthetic cannabinoid MAB-CHMINACA	Hawkins et al. (2015)
Non-fatal intoxication	1	US	47	female	positive		somnolence			DeGeorge et al. (2017)
Non-fatal intoxication	1	US	21	male	positive		somnolence			DeGeorge et al. (2017)
Non-fatal intoxication	1	US	59	male	positive		somnolence			DeGeorge et al. (2017)
Non-fatal intoxication	1	US	53	male	positive		somnolence			DeGeorge et al. (2017)

Non-fatal intoxication	1	US	31	female	positive		agitation			DeGeorge et al. (2017)
Non-fatal intoxication	1	US	34	male	positive		agitation			DeGeorge et al. (2017)
Non-fatal intoxication	1	US	34	male	positive		somnolence			DeGeorge et al. (2017)
Non-fatal intoxication	1	US	45	male	positive		Awake and alert			DeGeorge et al. (2017)
Non-fatal intoxication	1	US	33	male	positive	AB-CHMINACA 3 methyl	Awake and alert			DeGeorge et al. (2017)
Non-fatal intoxication	1	US	42	male	positive	AB-CHMINACA 3 methyl	Awake and alert			DeGeorge et al. (2017)
Non-fatal intoxication	1	US	50	female	positive	AB-CHMINACA 3 methyl	somnolence			DeGeorge et al. (2017)
Non-fatal intoxication	1	US	67	male	positive	AB-CHMINACA 3 methyl	Awake and alert			DeGeorge et al. (2017)
Non-fatal intoxication	1	US	34	male	positive	AB-CHMINACA 3 methyl	somnolence			DeGeorge et al.

										(2017)
Non-fatal intoxication	1	US	35	male	positive	AB-CHMINACA	somnolence			DeGeorge et al. (2017)
Non-fatal intoxication	1	US	34	male	positive	AB-CHMINACA 3 methyl; AB-CHMINACA	somnolence			DeGeorge et al. (2017)
<p>§ Potential duplicates with those reported by Trecki et al., (2015).</p> <p>* Potential duplicates with those reported by Hermanns-Clausen et al., (2017).</p>										

Deaths reported by the Member States

Deaths

A total of 13 deaths were reported by 3 Member States: Germany (6), Sweden (5) and Hungary (2). In all cases, exposure to ADB-CHMINACA was analytically confirmed from post-mortem samples.

The German deaths occurred between January 2015 and September 2016. Those in Hungary occurred in 2016 and October 2014. Four of the five deaths in Sweden occurred between February and July 2015, with the remainder occurring in October 2016.

Demographic data were available for all but one death and involved only males. The mean age was 28 years (median 28) and ranged from 17 to 38 years.

Circumstances and cause of death

There was a lack of information regarding any symptoms experienced by the deceased prior to death in the majority of cases. Where described, the deceased had been sleeping, had vomited or had become unconscious. Where information was known, in the majority of instances the individuals were found dead, predominantly in a home environment (either their own or a friend's). Consequently, it was not possible to identify or evaluate ante-mortem symptoms (especially in relation to acute intoxication) in these cases.

A cause of death was reported in all but one case, and, in at least 9 deaths, ADB-CHMINACA was either the cause of death or is likely to have contributed to death (even in presence of other substances); other substances were detected in 11 cases. ADB-CHMINACA was the only drug present in 1 death where additional toxicological information was known.

ADB-CHMINACA was quantified in 12 cases. Post-mortem blood concentrations between 0.7 and 16 ng/mL (median 1.1 ng/mL) and between 5 and 30 ng/g blood were recorded (median 10 ng/g blood). With ng/g being approximately equivalent to ng/mL, an inclusive range of 0.7 to 30 and median of 5.9 ng/mL in blood (~ng/g) across all 12 cases. Due to the toxicity of potent synthetic cannabinoids, a post-mortem blood concentration cannot necessarily be used to determine a "fatal" concentration. In the majority of circumstances involving synthetic cannabinoids, the mere presence of the drug is of significance whether concentration has been determined or not, especially in situations of poly-drug use and the varying circumstances in which they are used.

A range of other substances were detected in the deaths, including: alcohol, cannabinoids, cocaine, antidepressants, antipsychotics, synthetic cathinones, diphenidines, opioids (buprenorphine and methadone) and benzodiazepines. Other synthetic cannabinoid receptor agonists were detected in 3 of the deaths; 5F-AKB-48, AKB-48, 5F-PB-22, FUB-AKB48 (FUB-APINACA), FUB-AMB, AB-CHMINACA. In one of these cases, 5 other synthetic cannabinoids were detected in addition to ADB-CHMINACA.

Overall, whilst other substances may have contributed some toxicity, the potent nature of ADB-CHMINACA means the primary toxic contribution could be attributed to the drug and death may not have occurred if ADB-CHMINACA had not been used. However, in the 3 cases where multiple synthetic cannabinoids were present, it is not possible or appropriate to identify ADB-CHMINACA as the primary synthetic cannabinoid that may have produced toxicity but a synergistic effect is likely nonetheless. Sufficient case data were available in all 13 deaths and an assessment of the toxicological significance score (TSS) (Elliott, Sedefov, & Evans-Brown, 2017) incorporating the above considerations in the deaths, showed that ADB-CHMINACA had a TSS value of 3 (high) in all 13 deaths (where it was cited as the cause of death or is likely to have contributed to death).

Deaths identified from other sources

Table 5 provides a summary of deaths identified in the literature involving confirmed exposure to ADB-CHMINACA. The majority of cases occurred in United States in the period towards the end of 2014 and beginning of 2015. In cases where the demographic of subjects was provided, young male patients were involved (reported ages: 18, 20, and 30). In two cases the blood concentration of ADB-CHMINACA was reported (6.05 ng/ml and 2.7 ng/mL) and in once case ADB-CHMINACA was quantified in urine (229 pg/mL).

TABLE 5
Deaths associated with confirmed exposure to ADB-CHMINACA

Number of cases	Country	Age	Gender	ADB-CHMINACA analytical confirmation	Other drugs present	Reported symptoms	Reported cause of death	Treatment provided	Additional information	Reference
1	Japan	n/a	male	Concentration of MAB-CHMINACA in urine: 229 pg/mL	Concentration of 5F-ADB in urine: 19 pg/mL				Three silver - colored packages containing herbal blend mixtures were found close to the body.	Minakata et al. (2017) [§]
2	US	n/a	n/a						Cluster of cases of adverse health effects or severe toxic effects. Nov 2014, Bryan, TX	Trecki et al (2015)
1	US	n/a	n/a	Positive result	AB-CHMINACA, AB-PINACA, ADB-PINACA				Oct 2014, Austin, TX	Trecki et al (2015)
1	Japan	30	male	MAB-CHMINACA was detected in body fluids, and solid tissues. Concentration in Femoral vein blood 6.05 ng/ml. The highest concentration in the liver: 156	5F-ADB was detected in the stomach contents and nine solid tissues (the highest concentration in adipose tissue- 7.95 ng/g). Routine analysis of blood alcohol showed a low level of alcohol. Drug		Direct cause of death: asphyxia; the indirect cause appeared to be synthetic cannabinoid poisoning.		Three opened, silver-colored herbal blend packages with brand names "AL 37" "AP 31" and "GM sapphire" were found near the body. In the	Hasegawa et al. (2015a) Hasegawa et al. (2015b) Hasegawa et al. (2017)

				ng/g. Two metabolites of MAB-CHMINACA were detected in urine: M1 (2.17 ng/ml) and M11 (10.2 ng/ml)	screening for urine specimens showed a positive result for barbiturate drugs. Analysis of blood revealed the presence of a low level of quetiapine and a nicotine metabolite.				subsequent analysis MAB-CHMINACA was detected in "GM sapphire" and 5F-ADB was detected in "AL 37" and "AP 31"	
1	US	18	male	Concentration of MAB-CHMINACA in blood 2.7 ng/mL	Blood: N-methyl-2-aminoindane 95.4 ng/mL Urine: UR-144 metabolites, N-(4-hydroxypentyl) 1.7 ng/mL – N-pentanoic acid 2.6 ng/mL. Standard forensic drug screen on whole blood was negative for 129 pharmaceuticals and chemicals.	Vomiting, coughing up blood, Diffuse alveolar hemorrhage (DAH)	Whether the DAH was caused by the synthetic cannabinoid or the aminoindane is unknown.			Bottei et al. (2016)
1	US	20	male	Serum specimens positive for ADB-CHMINACA	Urine: sertraline	Unresponsiveness, hyperthermia, tachycardia, decorticate posturing, rhabdomyolysis, acute renal failure, anoxic brain injury		Sedative for agitation; endotracheal intubation		Katz et al. (2016)

1	US	n/a	n/a	Positive result					Nov 2014, Navasota, Texas	US DEA (2015)
2	US	n/a	n/a	Positive					Dec 2014/Jan 2015, Salina Kansas	US DEA (2015)
§ Potential duplicate with those reported by Hasegawa et al., (2015a), Hasegawa et al., (2015b) , and Hasegawa et al., (2017).										

D2. Chronic health effects

D2.1. Animal data

No studies were identified that have investigated the chronic health effects of ADB-CHMINACA in animals.

D2.2. Human data

No studies were identified that have investigated the chronic health effects of ADB-CHMINACA in humans.

D3. Factors affecting public health risks

D3.1. Availability and quality of the new psychoactive substance on the market

ADB-CHMINACA is sold on the surface web as a powder and in 'legal-high' type products such as herbal smoking mixtures. The substance is available in small and wholesale amounts. Herbal smoking mixtures do not commonly state the presence of synthetic cannabinoids. As a result, many users will not be aware that they are using such substances.

D3.2. Availability of the information, degree of knowledge and perceptions amongst users concerning the psychoactive substance and its effects

The availability of information, degree of knowledge and perceptions amongst users concerning ADB-CHMINACA and its effects are limited. There is considerable variability both within and between different batches of synthetic cannabinoid products, in terms of both the substances and the amount present. For that reason, most individuals will be unaware that they are using ADB-CHMINACA.

Unknown to users, synthetic cannabinoids have also been sold as ecstasy/MDMA and other illicit drugs. In some cases, this has led to severe poisoning (Allibe et al., 2016; Brennehan et al., 2016; Pap, 2016).

Opioids (such as U-47,700 and furanylfentanyl) have also been identified in smoking mixtures/plant material. Users will be unaware of this, and the use of such opioid-containing products could pose a risk of life-threatening respiratory depression. This risk will be especially high in individuals with no tolerance to opioids (Coopman et al., 2017; EMCDDA, 2017h).

D3.3. Characteristics and behaviour of users

No studies were identified that have examined the characteristics and behaviour of users of ADB-CHMINACA.

Synthetic cannabinoids are sold and used as a 'legal' replacement for cannabis (EMCDDA, 2009; EMCDDA, 2017a). In addition some users specifically seek out synthetic cannabinoids because they have a reputation for causing profound intoxication, they can be cheap and are easy to smuggle. In most cases they are smoked using a cigarette of plant material that has been mixed with one or more of the cannabinoids. Because these products rarely state the ingredients, most users will be unaware that they are using synthetic cannabinoids.

People who use synthetic cannabinoids may include recreational users (including cannabis users), high-risk drug users, and groups who experiment with the substances (such as psychonauts). They may also include individuals who are subject to drug testing (such as people in drug treatment, prisoners, and

drivers) because some drug tests/screens will be unable to detect some of the cannabinoids (especially those that are relatively new to the drug market). In the past few years, synthetic cannabinoids have become increasingly used by vulnerable groups (such as the homeless and prisoners).

D3.4. Nature and extent of health consequences

The limited information available on the pharmacology, dependence and abuse potential, and acute health effects of ADB-CHMINACA have been discussed above (Section A2, Section B, Section D1 and Section D2).

Compared to cannabis, more pronounced effects as well as severe and fatal poisoning appear to be more common with synthetic cannabinoids (EMCDDA, 2017c; EMCDDA, 2017d, EMCDDA, 2017e, EMCDDA, 2017f, EMCDDA, 2017g; Tait et al., 2016; Waugh et al., 2016; Winstock et al., 2013; Zaurava et al., 2016). The reasons for this are poorly understood, but at least two factors are likely to be important: the high potency of the substances and the unintentionally high doses that users are exposed to.

Firstly, studies have found that many of the cannabinoids, including ADB-CHMINACA, which are sold on the drug market, are much more potent and active, typically behaving as full agonists, as compared to THC. This means that even at very small doses they can activate the CB₁ receptor much more strongly than THC (Banister et al., 2016; Ford et al., 2017; Reggio, 2009; Tai and Fantegrossi, 2017).

Secondly, the process for mixing the synthetic cannabinoids with the herbal/plant material (which are the most common way of using these substances) can lead to dangerous amounts of the substances in the products. This is because producers have to guess the amount of cannabinoids(s) to add, while the mixing process makes it difficult to dilute the substances sufficiently and distribute them consistently throughout the plant material. This can result both in products that contain toxic amounts of the substances in general (Ernst et al., 2017; Frinculescu et al., 2016; Langer et al., 2014; Langer et al., 2016), as well as products where the cannabinoids are clumped together forming highly concentrated pockets within the plant material (Frinculescu et al., 2016; Moosmann et al., 2015; Schäper et al., 2016). These issues are made worse as the products are smoked (and, to a lesser degree, vaped) allowing the substances to be rapidly absorbed into the systemic circulation (bloodstream) and to reach the brain.

The combination of these two factors makes it difficult for users to control the dose that they are exposed to and can lead them to rapidly administer a toxic dose unintentionally. Accounts from patients and people who witness poisonings suggest that in some cases a small number of puffs from a cigarette have been sufficient to cause severe and fatal acute poisoning.

These two factors are also responsible for outbreaks of mass poisonings caused by smoking mixtures, which have ranged in size from four or five victims to over 800. Mass poisonings can overwhelm emergency responders and other local healthcare systems. Many of the outbreaks that have been reported so far are from the United States, but they have also occurred in Russia and Europe (Adams et al., 2017; Kasper et al., 2015; Schwartz et al., 2015; Shevyrin et al., 2015; Springer et al., 2016; Trecki et al., 2015; Tyndall et al., 2015). Such types of outbreaks have been reported for ADB-CHMINACA (DHSL, 2014; Trecki et al., 2015).

Driving while under the influence of synthetic cannabinoids places users and others at risk of injury (Capron, 2016; Kaneko, 2017; Karinen et al., 2015; Musshoff et al., 2014; Peterson and Couper, 2015). In a recent case series of 36 drivers suspected of driving under the influence of drugs in Washington, United States, where 5F-MDMB-PINACA was the predominate psychoactive substance identified, 50% of the

drivers were found unconscious and 28% has been involved in collisions with single/multiple cars (Capron, 2016). Similarly, the operation of machinery while under the influence of synthetic cannabinoids may place the user and others at risk of injury.

D3.5. Long-term consequences of use

While there is limited data for ADB-CHMINACA, the long-term consequences of use might share similarities to cannabis and other synthetic cannabinoids. This may include dependence.

D3.6. Conditions under which the new psychoactive substance is obtained and used, including context-related effects and risks

There is limited data on the conditions which ADB-CHMINACA is obtained and used.

Sources appear to include internet retailers, physical shops, friends and other acquaintances, and street-level drug dealers (Section D3.1). In addition, most users will be unaware that they have sourced and used ADB-CHMINACA (Section C and Section D1.2.1). The available data suggests that ADB-CHMINACA is used in the same environments as cannabis, including the home, and, to a lesser extent, in recreational settings.

Section E. Social risks

The available data suggests that the acute behavioural effects of ADB-CHMINACA bear some similarities to cannabis but are more pronounced and severe.

In addition, and, of particular note, is that in some settings, synthetic cannabinoids are increasingly used by high risk drug users and other vulnerable groups, such as the homeless and prisoners. In at least some cases, these users are specifically seeking out synthetic cannabinoids because the substances have developed a reputation for causing profound intoxication, they can be cheap and are easy to smuggle. Reports suggest that this has exacerbated existing health and social problems for these vulnerable groups, as well as creating new ones.

E1. Individual social risks

There is no information on whether the use of ADB-CHMINACA causes individual social risks; however, they may have some similarities with those associated with other synthetic cannabinoids. These may impact on education or career, family or other personal and social relationships and may result in marginalisation.

E2. Possible effects on direct social environment

While there is no specific information on the possible effects of ADB-CHMINACA on the direct social environment, the behavioural effects of synthetic cannabinoids include reports of aggressive and violent behaviour. This may place users and others at risk of injury.

E3. Possible effects on society as a whole

There is no specific information on the possible effects of ADB-CHMINACA on society as a whole.

E4. Economic costs

There are no data on the effects of ADB-CHMINACA in respect to its health and social costs.

E5. Possible effects related to the cultural context, for example marginalisation

There is no specific data on the possible effects of ADB-CHMINACA related to the cultural context.

Of particular note is that synthetic cannabinoids are increasingly used by vulnerable groups, such as the homeless and prisoners. Reports suggest that this has caused new health and social problems as well as exacerbated existing ones for these groups. For example, in prisons, alongside the adverse health effects, the market in synthetic cannabinoids has been linked to an increase in aggression, violence, bullying, and debt. In some cases this has caused a serious threat to the overall safety and security of the prison environment (Blackman and Bradley, 2017; HMIP, 2015; Ralphs et al., 2017; User Voice, 2016).

E6. Possible appeal of the new psychoactive substance to specific population groups within the general population

While no specific examples are available on the possible appeal of ADB-CHMINACA to specific user groups, it is reasonable to assume ADB-CHMINACA may be sought by those looking for 'legal' substitutes for cannabis. This includes individuals subject to drug testing (such as drivers, prisoners, and those in drug treatment).

In addition, and, of particular note, is that synthetic cannabinoids are increasingly used by high risk drug users and other vulnerable groups, such as the homeless and prisoners. In at least some cases, these users are specifically seeking out synthetic cannabinoids because they have developed a reputation for causing profound intoxication, they can be cheap and are easy to smuggle. Reports suggest that this has exacerbated existing health and social problems as well as creating new ones for these groups. For example, in prisons, alongside the adverse health effects, the market in synthetic cannabinoids has been linked to an increase in aggression, violence, bullying, and debt. In some cases this has caused a serious threat to the overall safety and security of the prison environment (Blackman et al., 2017; HMIP, 2015; Ralphs et al., 2017; User Voice, 2016).

Section F. Involvement of organised crime**F1. Evidence that criminal groups are systematically involved in production, trafficking and distribution for financial gain**

There is no specific information to suggest the involvement of organised crime or established criminal groups in the manufacture, distribution and supply of ADB-CHMINACA.

In the cases where the origin of the seizures reported to Europol was known, the country of origin indicated was: Spain (1) and Russia (1). Bulgaria reported 1 seizure which was en-route from Spain. Bulgaria also reported an additional seizure in 2016 which was reported to have been intended for distribution within the country and was offered for sale via the internet. Estonia reported 1 seizure of ADB-CHMINACA from a courier, which was en-route from Russia.

In the cases where the origin of seizures reported to the EMCDDA was known, the country of origin indicated was China (1). Belgian customs reported the largest single seizure of ADB-CHMINACA in powder form, which amounted to 3 kg. The seizure was en-route from China and destined for Austria and Romania.

F2. Impact on the production, trafficking and distribution of other substances, including existing psychoactive substances as well as new psychoactive substances

No information was reported nor identified concerning the impact of ADB-CHMINACA on the production, trafficking and distribution of other substances, including existing psychoactive substances as well as new psychoactive substances.

F3. Evidence of the same groups of people being involved in different types of crime

No information was reported nor identified concerning evidence of the same groups of people being involved in different types of crime related to the availability of ADB-CHMINACA.

F4. Impact of violence from criminal groups on society as a whole or on social groups or local communities (public order and safety)

No information was reported nor identified concerning incidents of violence related to the availability of ADB-CHMINACA.

F5. Evidence of money laundering practices, or impact of organised crime on other socioeconomic factors in society

No information was reported nor identified concerning evidence of money laundering practices, or impact of organised crime on other socioeconomic factors in society related to the availability of ADB-CHMINACA.

F6. Economic costs and consequences (evasion of taxes or duties, costs to the judicial system)

No information was reported nor identified concerning the economic costs and consequences related to the availability of ADB-CHMINACA.

F7. Use of violence between or within criminal groups

No information was reported nor identified concerning the use of violence between or within criminal groups related to the availability of ADB-CHMINACA.

F8. Evidence of strategies to prevent prosecution, for example through corruption or intimidation

No information was reported nor identified concerning evidence of strategies to prevent prosecution related to the availability of ADB-CHMINACA.

References

- Adamowicz, P. and Gieron, J. (2016), 'Acute intoxication of four individuals following use of the synthetic cannabinoid MAB-CHMINACA', *Clinical Toxicology*, 54(8), pp. 650–654.
- Adams, A. J., Banister, S. D., Irizarry, L., Trecki, J., Schwartz, M., Gerona, R., (2017), '"Zombie" outbreak caused by the synthetic cannabinoid AMB-FUBINACA in New York', *New England Journal of Medicine*, 376(3), pp. 235-242. <https://doi.org/10.1056/NEJMoa1610300>
- Akamatsu, S. and Yoshida, M. (2016), 'Fragmentation of synthetic cannabinoids with an isopropyl group or a tert-butyl group ionized by electron impact and electrospray', *Journal of Mass Spectrometry*, 51(1), pp. 28–32.
- Allibe, N., Richeval, C., Willeman, T., Humbert, L., Allorge, D., Maignan, M., Eysseric-Guerin, H., Stanke-Labesque, F. and Gaulier, J-M. (2016), 'Case reports: Four concomitant non-fatal intoxications with AB-FUBINACA and MDMA', *Toxicologie Analytique et Clinique*, 29(1), pp. 101-110. <https://doi.org/10.1016/j.toxac.2016.12.006>
- Andernach, L., Pusch, S., Weber, C., et al. (2016), 'Absolute configuration of the synthetic cannabinoid MDMB-CHMICA with its chemical characteristics in illegal products', *Forensic Toxicology*, 34(2), pp. 344–352.
- Auwärter, V., Dresen, S., Weinmann, W., Müller, M., Pütz, M., and Ferreirós, N. (2009), '"Spice' and other herbal blends: harmless incense or cannabinoid designer drugs?', *Journal of Mass Spectrometry*, 44(5), pp. 832-837. <https://doi.org/10.1002/jms.1558>
- Babel, B., Auwärter, V. and Bohnert, M. (2016), 'Todesfälle im Sektionsgut der Würzburger Rechtsmedizin in Verbindung mit dem Konsum synthetischer Cannabinoide', *Rechtsmedizin*, 26(4), Poster P-004 presented at 95th Annual Congress of the German Society of Legal Medicine Heidelberg, 30. 08. 2016–03. 09. 2016.
- Banister, S. D., Longworth, M., Kevin, R., et al. (2016), 'Pharmacology of valinate and *tert*-leucinate synthetic cannabinoids 5F-AMBICA, 5F-AMB, 5F-ADB, AMB-FUBINACA, MDMB-FUBINACA, MDMB-CHMICA, and their analogues', *ACS Chemical Neuroscience*, 7(9), pp. 1241–1254.
- Banister, S. D., Moir, M., Stuart, J., et al. (2015), 'Pharmacology of indole and indazole synthetic cannabinoid designer drugs AB-FUBINACA, ADB-FUBINACA, AB-PINACA, ADB-PINACA, 5F-AB-PINACA, 5F-ADB-PINACA, ADBICA, and 5F-ADBICA', *ACS Chemical Neuroscience*, 6(9), pp. 1546–1559.
- Blackman, S. and Bradley, R. (2017), 'From niche to stigma-Headshops to prison: Exploring the rise and fall of synthetic cannabinoid use among young adults', *International Journal on Drug Policy*, 40, pp. 70–77.
- Bottei, E., Zellmer, K. and Breiner, J. (2016), 'Death from diffuse alveolar hemorrhage temporally related to the use of MAB-CHMINACA and N-methyl-2-aminoindane', *Clinical Toxicology*, 54(8), p 709.

Brenneman, R., Papsun, D. M., Logan, B. K., Neavyn, M. J. (2016), 'A death-like slumber, toxic outbreak of AB-FUBINACA', *Journal of Medical Toxicology*, 12(1), 3–47, p 39. <https://doi.org/10.1007/s13181-016-0538-8> and http://www.acmt.net/_Library/2016_ASM_Posters/Abstract_108.pdf

Buchler, I. P., Hayes, M. J., Hegde, S. G., et al. (2009). 'Indazole derivatives'. WO 2009/106980 (A2). Pfizer Inc., New York, USA.

Cannaert, A., Franz, F., Auwärter, V., Stove, C. P. (2017), 'Activity-based detection of consumption of synthetic cannabinoids in authentic urine samples using a stable cannabinoid reporter system', *Analytical Chemistry*, 89(17), pp. 9527–9536.

Capron, B. (2016), '5F-ADB drivers in the State of Washington', *ToxTalk*, 40(2), pp. 23–26. http://www.soft-tox.org/files/toxtalk/SOFT_ToxTalk_v40-2_0.pdf

Carlier, J., Diao, X., Sempio, C., et al. (2017a), 'Identification of new synthetic cannabinoid ADB-CHMINACA (MAB-CHMINACA) metabolites in human hepatocytes', *AAPS Journal*, 19(2), pp. 568–577.

Carlier, J., Diao, X., Wohlfarth, A., et al. (2017b), '*In vitro* metabolite profiling of ADB-FUBINACA, a new synthetic cannabinoid', *Current Neuropharmacology*, 15(5), pp. 682–691.

Cayman Chemical Company (2014), 'MAB-CHMINACA safety data sheet'. Revision 29 September 2014. Cayman Chemical Company, Ann Arbor, M, USA. Available at: <https://www.caymanchem.com/msdss/16616m.pdf>

Cayman Chemical Company (2016). 'MAB-CHMINACA product information'. 29 June 2016. Cayman Chemical Company, Ann Arbor, M, USA. Available at: <https://www.caymanchem.com/pdfs/16616.pdf>

Cooper, Z. D. (2016), 'Adverse effects of synthetic cannabinoids: management of acute toxicity and withdrawal', *Current Psychiatry Reports*, 18(5), p 52.

Coopman, V. and Cordonnier J. (2017), '"Spice-like' herbal incense laced with the synthetic opioid U-47700', *Toxicologie Analytique et Clinique*. <https://doi.org/10.1016/j.toxac.2017.07.004>

DeGeorge, L., Sauter, D., Mazer-Amirshahi, M., and Leak, Ch. (2017), 'A descriptive study of the clinical characteristics of emergency department patients intoxicated with synthetic cannabinoids', *Clinical Toxicology*, 55(7), pp. 769-770.

Department of Health, State of Louisiana (DHSL) (2014), 'Gov. Jindal and State Officials ban new synthetic marijuana compound', 29 October 2014. Available at: <http://dhh.louisiana.gov/index.cfm/newsroom/detail/3161>

Doi, T., Tagami, T., Takeda, A., et al. (2017), 'Evaluation of carboxamide-type synthetic cannabinoids as CB1/CB2 receptor agonists: difference between the enantiomers', *Forensic Toxicology*, doi: 10.1007/s11419-017-0378-5

Elliott, S., Sedefov, R. and Evans-Brown, M. (2017), 'Assessing the toxicological significance of new psychoactive substances in fatalities', *Drug Testing and Analysis*. <https://doi.org/10.1002/dta.2225>

EMCDDA (2009), *Understanding the 'Spice' phenomenon*, European Monitoring Centre for Drugs and Drug Addiction, Publications Office of the European Union, Luxembourg. Available at: <http://www.emcdda.europa.eu/system/files/publications/537/Spice-Thematic-paper-final-version.pdf>

EMCDDA (2017a), *Synthetic cannabinoids in Europe*, Perspectives on drugs, Publications Office of the European Union, Luxembourg. Available at: http://www.emcdda.europa.eu/system/files/publications/2753/POD_Synthetic%20cannabinoids_0.pdf_en

EMCDDA (2017b), *EMCDDA–Europol 2016 Annual Report on the implementation of Council Decision 2005/387/JHA*. In accordance with Article 10 of Council Decision 2005/387/JHA on the information exchange, risk assessment and control of new psychoactive substances, Publications Office of the European Union, Luxembourg. <http://www.emcdda.europa.eu/publications/implementation-reports/2017>

EMCDDA (2017c), *Joint Report on a new psychoactive substance: N-(1-amino-3,3-dimethyl-1-oxobutan-2-yl)-1-(cyclohexylmethyl)-1H-indazole-3-carboxamide (ADB-CHMINACA)*. In accordance with Article 5 of Council Decision 2005/387/JHA on the information exchange, risk assessment and control of new psychoactive substances, Publications Office of the European Union, Luxembourg.

EMCDDA (2017d), *Joint Report on a new psychoactive substance: N-(1-amino-3-methyl-1-oxobutan-2-yl)-1-(cyclohexylmethyl)-1H-indazole-3-carboxamide (AB-CHMINACA)*. In accordance with Article 5 of Council Decision 2005/387/JHA on the information exchange, risk assessment and control of new psychoactive substances, Publications Office of the European Union, Luxembourg.

EMCDDA (2017e), *Joint Report on a new psychoactive substance: methyl 2-[[1-(5-fluoropentyl)-1H-indazole-3-carbonyl]amino]-3,3-dimethylbutanoate (5F-MDMB-PINACA; 5F-ADB)*. In accordance with Article 5 of Council Decision 2005/387/JHA on the information exchange, risk assessment and control of new psychoactive substances, Publications Office of the European Union, Luxembourg.

EMCDDA (2017f), *Joint Report on a new psychoactive substance: 1-(4-cyanobutyl)-N-(2-phenylpropan-2-yl)indazole-3-carboxamide (CUMYL-4CN-BINACA)*. In accordance with Article 5 of Council Decision 2005/387/JHA on the information exchange, risk assessment and control of new psychoactive substances, Publications Office of the European Union, Luxembourg.

EMCDDA (2017g), *Report on the risk assessment of methyl 2-[[1-(cyclohexylmethyl)-1H-indole-3-carbonyl]amino]-3,3-dimethylbutanoate (MDMB-CHMICA) in the framework of the Council Decision on new psychoactive substances*, Publications Office of the European Union, Luxembourg. Available at: www.emcdda.europa.eu/publications/risk-assessments/mdmb-chmica

EMCDDA (2017h), *Joint Report on a new psychoactive substance: N-phenyl-N-1-(2-phenylethyl)piperidin-4-yl-furan-2-carboxamide (furanylefentanyl)*, Publications Office of the European Union, Luxembourg. <https://doi.org/10.2810/83192>

Ernst, L., Brandhorst, K., Papke, U., et al. (2017), 'Identification and quantification of synthetic cannabinoids in 'spice-like' herbal mixtures: Update of the German situation in early 2017', *Forensic Science International*, 277, pp. 51–58.

Ford, B. M., Tai, S., Fantegrossi, W. E., et al. (2017), 'Synthetic pot: not your grandfather's marijuana', *Trends in Pharmacological Sciences*, 38(3), pp. 257–276.

Franz, F., Angerer, V., Hermanns-Clausen, M., et al. (2016a), 'Metabolites of synthetic cannabinoids in hair — proof of consumption or false friends for interpretation?', *Analytical and Bioanalytical Chemistry*, 408(13), pp. 3445–3452.

Franz, F., Angerer, V., Kithinji, J., et al. (2015), 'Legal aber nicht harmlos – Aktuelle Intoxikationsfälle mit synthetischen Cannabinoiden', *Rechtsmedizin*, 25(4), p. 350. Abstract of presentation at the 94. Jahrestagung der Deutschen Gesellschaft für Rechtsmedizin, Leipzig, 15.–19. September 2015

Franz, F., Ertl, H., Angerer, V., et al. (2016b), 'Screening for synthetic cannabinoids in urine by immunoassay versus LC-MS/MS – an evaluation of the diagnostic efficiency'. Available at: https://www.uniklinik-freiburg.de/fileadmin/mediapool/08_institute/rechtsmedizin/pdf/Poster_2016/P063_Franz_TIAFT_2016.pdf

Frinculescu, A., Lyall, C. L., Ramsey, J., et al. (2017), 'Variation in commercial smoking mixtures containing third-generation synthetic cannabinoids', *Drug Testing and Analysis*, 9(2), pp. 327–333.

Furlotti, G., Alisi, M. A., Apicella, C., et al. (2012), 'Discovery and pharmacological profile of new 1*H*-indazole-3-carboxamide and 2*H*-pyrrolo[3,4-*c*]quinoline derivatives as selective serotonin 4 receptor ligands', *Journal of Medicinal Chemistry*, 55(22), pp. 9446–9466.

Gaoni, Y. and Mechoulam, R. (1964), 'Isolation, structure, and partial synthesis of an active constituent of hashish', *Journal of the American Chemical Society*, 86(8), pp. 1646–1647. <https://doi.org/10.1021/ja01062a046>

Hasegawa, K., Minakata, K., Gonmori, K., et al. (2017), 'Identification and quantification of predominant metabolites of synthetic cannabinoid MAB-CHMINACA in an authentic human urine specimen', *Drug Testing and Analysis*, doi: 10.1002/dta.2220

Hasegawa, K., Wurita, A., Minakata, K., et al. (2015a), 'Postmortem distribution of MAB-CHMINACA in body fluids and solid tissues of a human cadaver', *Forensic Toxicology*, 33(2), pp. 380–387.

Hasegawa, K., Wurita, A., Minakata, K., Gonmori, K., Yamagishi, I., Nozawa, H., et al. (2015b), 'Identification and quantitation of 5-fluoro-ADB, one of the most dangerous synthetic cannabinoids, in the stomach contents and solid tissues of a human cadaver and in some herbal products', *Forensic Toxicology*, 33(1), pp. 112–21.

Hawkins, J.A., Ryan, M.L., and Arnold, T.C. (2015), 'Severe toxicity after synthetic cannabinoid exposure in an infant', *Clinical Toxicology*, 53(7), p 670.

Hermanns-Clausen, M., Kithinji, J., Angerer, V., et al. (2016), 'Adverse effects after the use of ADB-CHMINACA - a case report from the EU Spice II plus project', *Clinical Toxicology*, 54(8), pp. 710–711.

Hermanns-Clausen, M., Kithinji, J., Angerer, V., et al. (2017), 'Clinical features in emergency department patients with analytically confirmed intake of ADB-CHMINACA: a case series from the prospective study SPICE II plus', *Clinical Toxicology*, 55(5), p 444.

Hermanns-Clausen, M., Kneisel, S., Szabo, B., et al. (2013), 'Acute toxicity due to the confirmed consumption of synthetic cannabinoids: clinical and laboratory findings', *Addiction*, 108(3), pp. 534–544.

Hess, C., Krueger, L., Unger, M., et al. (2016), 'Freeze-thaw stability and long-term stability of 84 synthetic cannabinoids in serum', *Drug Testing and Analysis*, doi: 10.1002/dta.2133

Hill, S.L., Dunn, M., Dargan, P.I., Wood, D.M., Tucker, S., Grundlingh, J., Kamour, A., Acheampong, P, and Thomas, S.H.L. (2017), 'Synthetic cannabinoid receptor agonists identified in patients with severe clinical toxicity in England: a report from the Identification of novel psychoactive substances (IONA) study', *Clinical Toxicology*, 55(5), p 452.

HMIP (2015), 'Changing patterns of substance misuse in adult prisons and service responses. Her Majesty's Inspectorate of Prisons, London'. Available at: <https://www.justiceinspectorates.gov.uk/hmiprisons/wp-content/uploads/sites/4/2015/12/Substance-misuse-web-2015.pdf>

Huestis, M. A., Gorelick, D. A., Heishman, S. J., Preston, K. L., Nelson, R. A., Moolchan, E. T. and Frank, R. A. (2001), 'Blockade of effects of smoked marijuana by the CB1-selective cannabinoid receptor antagonist SR141716', *Archives of General Psychiatry*, 58(4), pp. 322-328. <https://doi.org/10.1001/archpsyc.58.4.322>

Institóris, L., Hidvégi, E., Dobos, A., Sija, É., Kereszty, É. M., Tajti, L. B., Somogyi, G. P., Varga, T. (2017), 'The role of illicit, licit, and designer drugs in the traffic in Hungary', *Forensic Science International*, 275, pp. 234-241.

Jack, A., (2009), 'The Story of Spice', Financial Times. <https://www.ft.com/content/1721e2da-f8a0-11dd-aae8-000077b07658?mhq5j=e5>

Kaizaki-Mitsumoto, A., Noguchi, N., Yamaguchi, S., et al. (2016), 'Three 25-NBOMe-type drugs, three other phenethylamine-type drugs (25I-NBMD, RH34, and escaline), eight cathinone derivatives, and a phencyclidine analog MMXE, newly identified in ingredients of drug products before they were sold on the drug market', *Forensic Toxicology*, 34(1), pp. 108–114.

Kaneko, S. (2017), 'Motor vehicle collisions caused by the 'super-strength' synthetic cannabinoids, MAM-2201, 5F-PB-22, 5F-AB-PINACA, 5F-AMB and 5F-ADB in Japan experienced from 2012 to 2014', *Forensic Toxicology*, 35(2), pp. 244–251.

Karinen, R., Tuv, S. S., Øiestad, E. L., Vindenes V. (2015), 'Concentrations of APINACA, 5F-APINACA, UR-144 and its degradant product in blood samples from six impaired drivers compared to previous reported concentrations of other synthetic cannabinoids', *Forensic Science International*, 246, pp. 98-103. <https://doi.org/10.1016/j.forsciint.2014.11.012>

Kasper, A. M., Ridpath, A. D., Arnold, J. K., et al. (2015), 'Severe illness associated with reported use of synthetic cannabinoids - Mississippi, April 2015', *Morbidity and Mortality Weekly Report*, 64(39), pp. 1121–1122.

Katz, K. D., Leonetti, A. L., Bailey, B. C., et al. (2016), 'Case series of synthetic cannabinoid intoxication from one toxicology center', *Western Journal of Emergency Medicine*, 17(3), pp. 290–294.

Langer, N., Lindigkeit, R., Schiebel, H. M., et al. (2014), 'Identification and quantification of synthetic cannabinoids in 'spice-like' herbal mixtures: a snapshot of the German situation in the autumn of 2012', *Drug Testing and Analysis*, 6(1-2), pp. 59–71.

Langer, N., Lindigkeit, R., Schiebel, H.-M., et al. (2016), 'Identification and quantification of synthetic cannabinoids in "spice-like" herbal mixtures: Update of the German situation for the spring of 2016', *Forensic Science International*, 269, pp. 31–41.

Longworth, M., Banister, S. D., Mack, J. B. C., et al. (2016), 'The 2-alkyl-2H-indazole regioisomers of synthetic cannabinoids AB-CHMINACA, AB-FUBINACA, AB-PINACA, and 5F-AB-PINACA are possible manufacturing impurities with cannabimimetic activities', *Forensic Toxicology*, 34(2), pp. 286–303.

Macfarlane, V. and Christie, G. (2015), 'Synthetic cannabinoid withdrawal: a new demand on detoxification services', *Drug and Alcohol Review*, 34(2), pp. 147–153.

Mazer-Amirshahi, M., Gelfand, B., Leak, C., et al. (2017), 'Characterization of suspected synthetic cannabinoid intoxications in Washington, DC', *Journal of Medical Toxicology*, 13(1), p 8.

Minakata, K., Yamagishi, I., Nozawa, H., et al. (2017), 'Sensitive identification and quantitation of parent forms of six synthetic cannabinoids in urine samples of human cadavers by liquid chromatography–tandem mass spectrometry', *Forensic Toxicology*, 35(2), pp. 275–283.

Moosmann, B., Angerer, V. and Auwärter, V. (2015), 'Inhomogeneities in herbal mixtures: a serious risk for consumers', *Forensic Toxicology*, 33(1), pp. 54–60.

Moosman, B., Franz, F., Angerer, V., et al. (2017). Technical report on *N*-[(1*S*)-1-(aminocarbonyl)-2-methylpropyl]-1-(cyclohexylmethyl)-1*H*-indazole-3-carboxamide (AB-CHMINACA). EMCDDA, Lisbon, 2017.

Müller, D., Neurath, H., Groeneveld, A., et al. (2017), '(Il-)legal psychoactive ingredients of recreational drugs or dietary supplements: recent findings in a regional toxicology laboratory', *Clinical Toxicology*, 55(5), p 386.

Musshoff, F., Madea, B., Kernbach-Wighton, G., Bicker, W., Kneisel, S., Hutter, M. and Auwärter, V. (2014), 'Driving under the influence of synthetic cannabinoids ("Spice"): a case series', *International Journal of Legal Medicine*, 128(1), pp. 59–64. <https://doi.org/10.1007/s00414-013-0864-1>

Pap, C. (2016), 'ADB-Fubinaca in the real world: a case series of 15 poisonings', *Clinical Toxicology (Philadelphia)*, 54(4), p 384.

Pertwee RG (ed) (2005a), 'Cannabinoids. Handbook of Experimental Pharmacology. 'Berlin: Springer-Verlag. <https://link.springer.com/book/10.1007/b137831>

Pertwee, R. G. (2005b), 'The therapeutic potential of drugs that target cannabinoid receptors or modulate the tissue levels or actions of endocannabinoids.', *AAPS Journal*, 7(3), pp. E625–E654. <https://doi.org/10.1208/aapsj070364>

Pertwee, R. G., (Ed). (2014), 'Handbook of cannabis', Oxford University Press, Oxford.

Pertwee, R. G., (Ed). (2015), 'Endocannabinoids. Handbook of Experimental Pharmacology. Springer-Verlag Berlin', <https://10.1007/978-3-319-20825-1>

Peterson, B. L. and Couper, F. J. (2015), 'Concentrations of AB-CHMINACA and AB-PINACA and driving behavior in suspected impaired driving cases', *Journal of Analytical Toxicology*, 39(8), pp. 642–647.

Ralphs, R., Williams, L., Askew, R., et al. (2017), 'Adding Spice to the porridge: the development of a synthetic cannabinoid market in an English prison', *International Journal of Drug Policy*, 40, pp. 57–69.

Reggio, P. H. (Ed). (2009), 'The cannabinoids receptors. Humana Press, New York.', <https://doi.org/10.1007/978-1-59745-503-9>

Schäper, J. (2016), 'Wirkstoffgehalte und inhomogene Verteilung des Wirkstoffs MDMB-CHMICA in Kräutermischungen', *Toxichem Krimtech*, 83(2), pp. 112–114.
https://www.gtfcch.org/cms/images/stories/media/tk/tk83_2/Schaeper_et_al_2016.pdf

Schaus, J. M., Thompson, D. C., Bloomquist, W. E., et al. (1998), 'Synthesis and structure-activity relationships of potent and orally active 5-HT₄ receptor antagonists: indazole and benzimidazolone derivatives', *Journal of Medicinal Chemistry*, 41(11), pp. 1943–1955.

Schwartz, M. D., Trecki, J., Edison, L. A., Steck, A. R., Arnold, J. and Gerona, R. R., (2015), 'A common source outbreak of severe delirium associated with exposure to the novel synthetic cannabinoid ADB-PINACA', *Journal of Emergency Medicine*, 48(5), pp. 573–580.
<https://doi.org/10.1016/j.jemermed.2014.12.038>

Shevyrin, V., Melkozerov, V., Nevero, A., Eltsov, O., Shafran, Y., Morzherin, Y., et al. (2015), 'Identification and analytical characteristics of synthetic cannabinoids with an indazole-3-carboxamide structure bearing a *N*-1-methoxycarbonylalkyl group', *Analytical and Bioanalytical Chemistry*, 407(21), pp. 6301–6315. <https://doi.org/10.1007/s00216-015-8612-7>

Slovenian National Forensic Laboratory (2015). 'APP-CHMINACA'. Analytical report. European Project RESPONSE to challenges in forensic drug analyses. Available at:
[http://www.policija.si/apps/nfl_response_web/0_Analytical_Reports_final/APP-CHMINACA_\(PX3\)-ID-1280-15-report_final.pdf](http://www.policija.si/apps/nfl_response_web/0_Analytical_Reports_final/APP-CHMINACA_(PX3)-ID-1280-15-report_final.pdf)

Slovenian National Forensic Laboratory (2016). 'ADB-CHMINACA'. Analytical report. European Project RESPONSE to challenges in forensic drug analyses. Available at:
http://www.policija.si/apps/nfl_response_web/0_Analytical_Reports_final/ADB-CHMINACA-ID-1380-15-report_final.pdf

Springer, Y. P., Gerona, R., Scheunemann, E., Shafer, S. L., Lin, T., Banister, S. D., Cooper, M. P., Castrodale, L. J., Levy, M., Butler, J. C. and McLaughlin, J. B. (2016), 'Increase in Adverse Reactions Associated with Use of Synthetic Cannabinoids - Anchorage, Alaska, 2015-2016', *MMWR Morbidity and Mortality Weekly Report*, 65(40), pp. 1108–1111. <https://doi.org/10.15585/mmwr.mm6540a4>

SWGDRUG (2016). 'MAB-CHMINACA Monograph'. Latest revision 6th September 2016. Available at:
<http://www.swgdrug.org/Monographs/MAB-CHMINACA.pdf>

Tai, S. and Fantegrossi, W. E. (2017), 'Pharmacological and toxicological effects of synthetic cannabinoids and their metabolites', *Current Topics in Behavioral Neurosciences*, 32, pp. 249–262. <https://doi.org/10.1007/7854201660>

Tait, R. J., Caldicott, D., Mountain, D., et al. (2016), 'A systematic review of adverse events arising from the use of synthetic cannabinoids and their associated treatment', *Clinical Toxicology*, 54(1), pp. 1–13.

Trecki, J., Gerona, R. R. and Schwartz, M. D. (2015), 'Synthetic cannabinoid–related illnesses and deaths', *New England Journal of Medicine*, 373(2), pp. 103–107.

TripSit (2017). 'AB-CHMINACA'. TripSit Factsheets. Available at: <http://drugs.tripsit.me/ab-chminaca>

Tyndall, J. A., Gerona, R., De Portu, G., Trecki, J., Elie, M. C., Lucas, J., Sligh, J., et al. (2015), 'An outbreak of acute delirium from exposure to the synthetic cannabinoid AB-CHMINACA', *Clinical Toxicology (Philadelphia)*, 53(10), pp. 950–956. <https://doi.org/10.3109/15563650.2015.1100306>

Tynon, M., Homan, J., Kacinko, S., et al. (2017), 'Rapid and sensitive screening and confirmation of thirty-four aminocarbonyl/carboxamide (NACA) and arylindole synthetic cannabinoid drugs in human whole blood', *Drug Testing and Analysis*, 9(6), pp. 924–934.

United States Drug Enforcement Administration (US DEA) (2015). *N*-(1-Amino-3,3-dimethyl-1-oxobutan-2-yl)-1-(cyclohexylmethyl)-1*H*-indazole-3-carboxamide (MAB-CHMINACA; ADB-CHMINACA). Background information and evaluation of 'three factor analysis' (factors 4, 5, and 6) for temporary scheduling. Drug and Chemical Evaluation Section, Office of Diversion Control, Drug Enforcement Administration, Washington, DC 20537. August 2015. Available at: <https://www.regulations.gov/document?D=DEA-2015-0025-0002>

User Voice (2016), 'Spice: the bird killer — what prisoners think about the use of spice and other legal highs in prison'. Available at: <http://www.uservoice.org/wp-content/uploads/2016/05/User-Voice-Spice-The-Bird-Killer-Report-Low-Res.pdf>

Van Hout, M. C. and Hearne, E. (2017), 'User experiences of development of dependence on the synthetic cannabinoids, 5F-AKB48 and 5F-PB-22, and subsequent withdrawal syndromes', *International Journal of Mental Health and Addiction*, 15(3), pp. 565–579.

Wallgren, J., Vikingsson, S., Johansson, A., et al. (2017), 'Synthesis and identification of an important metabolite of AKB-48 with a secondary hydroxyl group on the adamantyl ring', *Tetrahedron Letters*, 58(15), pp. 1456–1458.

Waugh, J., Najafi, J., Hawkins, L., Hill, S. L., Eddleston, M., Vale, J. A., Thompson, J. P., and Thomas, S. H. (2016), 'Epidemiology and clinical features of toxicity following recreational use of synthetic cannabinoid receptor agonists: a report from the United Kingdom National Poisons Information Service', *Clinical Toxicology (Philadelphia)*, 54(6), pp. 512–518. <https://doi.org/10.3109/15563650.2016.1171329>

Wiley, J. L., Marusich, J. A., Lefever, T. W., et al. (2015), 'AB-CHMINACA, AB-PINACA, and FUBIMINA: affinity and potency of novel synthetic cannabinoids in producing Δ^9 -tetrahydrocannabinol-like effects in mice', *Journal of Pharmacology and Experimental Therapeutics*, 354(3), pp. 328–339.

Winstock, A. R. and Barratt M. J. (2013), 'Synthetic cannabis: a comparison of patterns of use and effect profile with natural cannabis in a large global sample', *Drug and Alcohol Dependence*, 131(1-2), pp. 106-111. <https://doi.org/10.1016/j.drugalcdep.2012.12.011>

Wurita, A., Hasegawa, K., Minakata, K., et al. (2015), 'Identification and quantitation of 5-fluoro-ADB-PINACA and MAB-CHMINACA in dubious herbal products', *Forensic Toxicology*, 33(2), pp. 213–220.

Yeter, O. (2017), 'Identification of the synthetic cannabinoid 1-(4-cyanobutyl)-N-(2-phenylpropan-2-yl)-1H-indazole-3-carboxamide (CUMYL-4CN-BINACA) in plant material and quantification in post-mortem blood samples', *Journal of Analytical Toxicology*, doi: 10.1093/jat/bkx1061

Zaurova, M., Hoffman, R. S., Vlahov, D. and Manini, A. F. (2016), 'Clinical effects of synthetic cannabinoid receptor agonists compared with marijuana in emergency department patients with acute drug overdose', *Journal of Medical Toxicology*, 12(4), pp. 335–340. <https://doi.org/10.1007/s13181-016-0558-4>

Participants of the risk assessment meeting, 7-8 November 2017

Extended Scientific Committee

Dr Anne Line BRETTEVILLE-JENSEN

Norwegian Institute for Alcohol and Drug Research, Oslo
Chair of the Scientific Committee

Professor Dr Gerhard BUEHRINGER

Addiction Research Unit, Department of Clinical Psychology and Psychotherapy, Technische Universität Dresden, Institut für Therapieforschung (IFT), Munich

Professor Dr Paul DARGAN

Clinical Toxicology, St Thomas' Hospital, Guy's and St Thomas' NHS Foundation Trust, London

Dr Marina DAVOLI

Department of Epidemiology, Lazio Regional Health Service, Rome

Professor Dr Gabriele FISCHER

Medical University Vienna, Center of Public Health, Vienna

Professor Dr Henk GARRETSSEN

Faculty of Social and Behavioural Sciences, Tilburg University, Tilburg

Professor Dr Krzysztof KRAJEWSKI

Department of Criminology, Jagiellonian University, Krakow

Dr Fernando RODRÍGUEZ de FONSECA

Fundación IMABIS, Hospital Universitario Carlos Haya de Málaga, Málaga

Professor Dr Rainer SPANAGEL

Institute of Psychopharmacology, Central Institute of Mental Health, Mannheim

Dr Wim BEST

Utrecht University, Faculty of Science, Freudenthal Institute, Utrecht

Dr Simon BRANDT

School of Pharmacy & Biomolecular Sciences, Liverpool John Moores University, Liverpool

Professor Dr Gaetano Di CHIARA

Biomedical Sciences Department, University of Cagliari, Cagliari

Professor Dr Éva KELLER

Semmelweis University, Department of Forensic and Insurance Medicine, Budapest

Dr Claude GUILLOU

Directorate F – Health, Consumers and Reference Materials, DG Joint Research Centre, European Commission

Edith HOFER

Organised Crime and Drugs Policy Unit, DG HOME, European Commission

Dr Leon Van Aerts

Section Pharmacology, Toxicology and Biotechnology, College ter Beoordeling van Geneesmiddelen, Medicines Evaluation Board, Utrecht, on behalf of European Medicines Agency

Werner VERBRUGGEN

Europol's Drug Unit, Europol

Paul GRIFFITHS

Scientific Director, EMCDDA

Dr Roumen SEDEFOV

Head of Unit, Supply reduction and new drugs unit, EMCDDA

Invited external experts

Professor Dr Volker AUWÄRTER

Freiburg University, Institute of Forensic Medicine, Freiburg

Dr Robert KRONSTRAND

Dep. Forensic Genetics and Toxicology, Swedish National Board of Forensic Medicine, Linköping

Professor Dr Bela SZABO

Institute of Experimental and Clinical Pharmacology and Toxicology, Freiburg

Dr István UJVÁRY

Budapest University of Technology and Economics, Budapest

EMCDDA staff present

Anabela ALMEIDA

Action on new drugs sector, Supply reduction and new drugs unit

Rachel CHRISTIE

Action on new drugs sector, Supply reduction and new drugs unit

Michael EVANS-BROWN

Action on new drugs sector, Supply reduction and new drugs unit

Ana GALLEGOS

Action on new drugs sector, Supply reduction and new drugs unit

Rita JORGE

Action on new drugs sector, Supply reduction and new drugs unit

Joanna DE MORAIS

Action on new drugs sector, Supply reduction and new drugs unit

Sofía SOLA

Action on new drugs sector, Supply reduction and new drugs unit

Recommended citation:

European Monitoring Centre for Drugs and Drug Addiction (2018), *Report on the risk assessment of N-(1-amino-3,3-dimethyl-1-oxobutan-2-yl)-1-(cyclohexylmethyl)-1H-indazole-3-carboxamide (ADB-CHMINACA) in the framework of the Council Decision on new psychoactive substances*, Risk Assessments, Publications Office of the European Union, Luxembourg.

The risk assessment report and technical annex of the publication are published in the original version that has not been edited.

About the EMCDDA

The European Monitoring Centre for Drugs and Drug Addiction (EMCDDA) is the central source and confirmed authority on drug-related issues in Europe. For over 20 years, it has been collecting, analysing and disseminating scientifically sound information on drugs and drug addiction and their consequences, providing its audiences with an evidence-based picture of the drug phenomenon at European level.

The EMCDDA's publications are a prime source of information for a wide range of audiences including: policymakers and their advisors; professionals and researchers working in the drugs field; and, more broadly, the media and general public. Based in Lisbon, the EMCDDA is one of the decentralised agencies of the European Union.

Related publications and websites**EMCDDA**

| Risk assessment of new psychoactive substances — operating guidelines, 2010
www.emcdda.europa.eu/html.cfm/index100978EN.html

EMCDDA and Europol

| EMCDDA-Europol Joint Report on a new psychoactive substance *N*-(1-amino-3,3-dimethyl-1-oxobutan-2-yl)-1-(cyclohexylmethyl)-1H-indazole-3-carboxamide (ADB-CHMINACA), 2017 www.emcdda.europa.eu/publications/joint-reports/adb-chminaca

| EMCDDA–Europol 2016 Annual Report on the implementation of Council Decision 2005/387/JHA, Implementation reports, 2017 www.emcdda.europa.eu/publications/implementation-reports/2016

| EMCDDA–Europol Early-warning system on new psychoactive substances — operating guidelines, 2007
www.emcdda.europa.eu/html.cfm/index52448EN.html

These and all other EMCDDA publications are available from emcdda.europa.eu/publications

| EMCDDA Action on new drugs website: www.emcdda.europa.eu/drug-situation/new-drugs

Legal notice: Neither the EMCDDA nor any person acting on behalf of the EMCDDA is responsible for the use that might be made of the following information.

Luxembourg: Publications Office of the European Union
 doi:10.2810/473009 | ISBN 978-92-9497-281-1

© European Monitoring Centre for Drugs and Drug Addiction, 2018
 Reproduction is authorised provided the source is acknowledged.
 This publication is only available in electronic format.

EMCDDA, Praça Europa 1, Cais do Sodré, 1249-289 Lisbon, Portugal
 Tel. (351) 211 21 02 00 | info@emcdda.europa.eu
emcdda.europa.eu | twitter.com/emcdda | facebook.com/emcdda