



European Monitoring Centre
for Drugs and Drug Addiction

Results from the last data collection

Bruno Guarita, Alessandro Pirona, Linda Montanari

DRD / TDI Expert Meeting

Lisbon, 20-21 September 2017



Main messages from the 2016 data collection

1.6 million were in treatment in 2015

Most of these are in OST

More than **half a million** started treatment

About **200k** for the first time

Opioid population still dominates the number of admissions into treatment

Ageing population

Opioids other than Heroin

Cannabis: rising numbers entering treatment

Cocaine: small number of countries and stable treatment demand

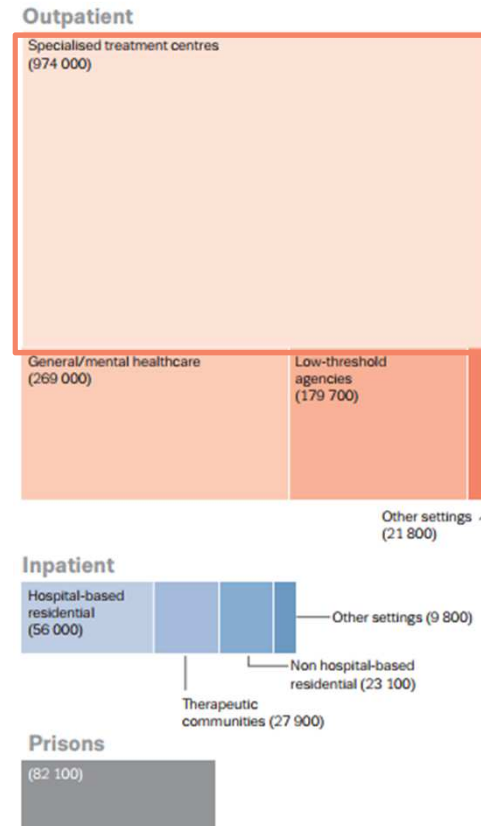
Amphetamines: eastern countries with higher numbers, methamphetamine CZ & SK



Treatment provision

Estimated **1.6 million** people received treatment during 2015

- 523 000 entered treatment
- 190 000 for the first time



Treatment provision

*Most are **Opioid users***


*. Opioid Substitution Treatment
(650 000)*

Methadone (63%)

Buprenorphine-based (35%)

Other substances (2%)

*Slow-release morphine
Diacetylmorphine (heroin)*



Treatment demand

All clients entering treatment

523 000 clients entered treatment

106 000 females (20%)

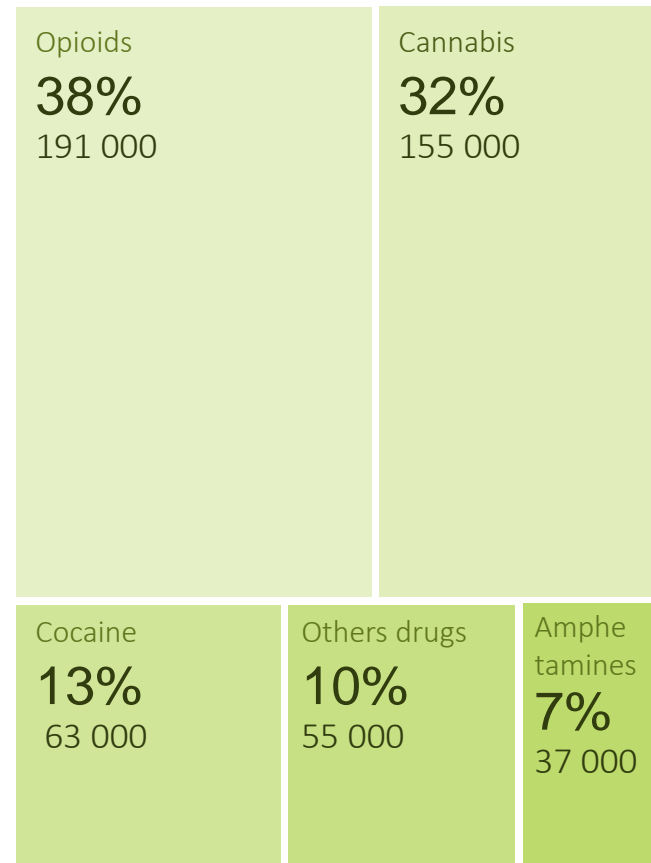
414 000 males (80%)

33 years old

42% unemployed

27% occasionally or regularly employed

30% primary level of education or less



Treatment demand

Never previously treated clients

190 000 clients entered treatment for the first-time

40 000 females (21%)

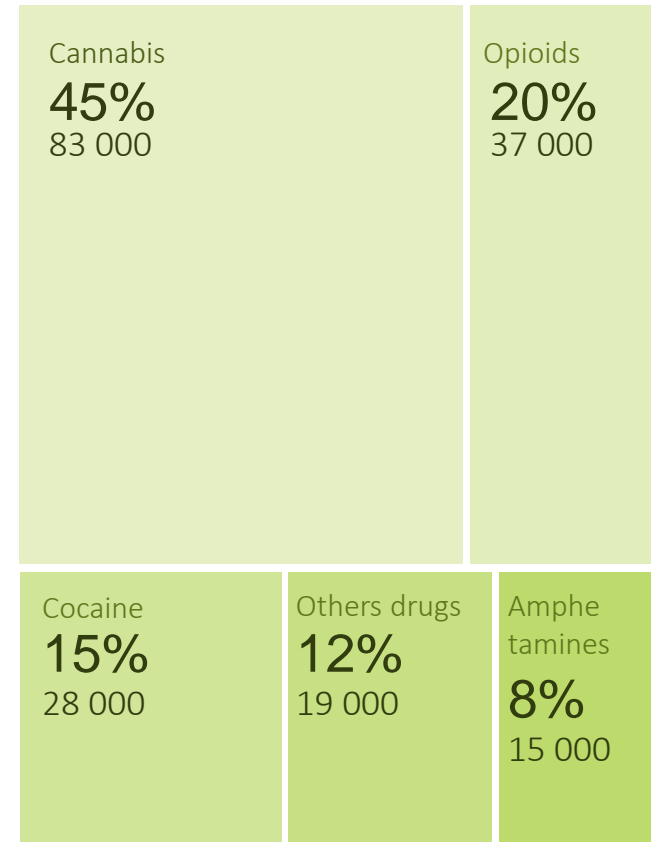
150 000 males (79%)

27 years old

37% unemployed

one third occasionally or regularly employed

one third primary level of education or less



Treatment demand | *Opioids*



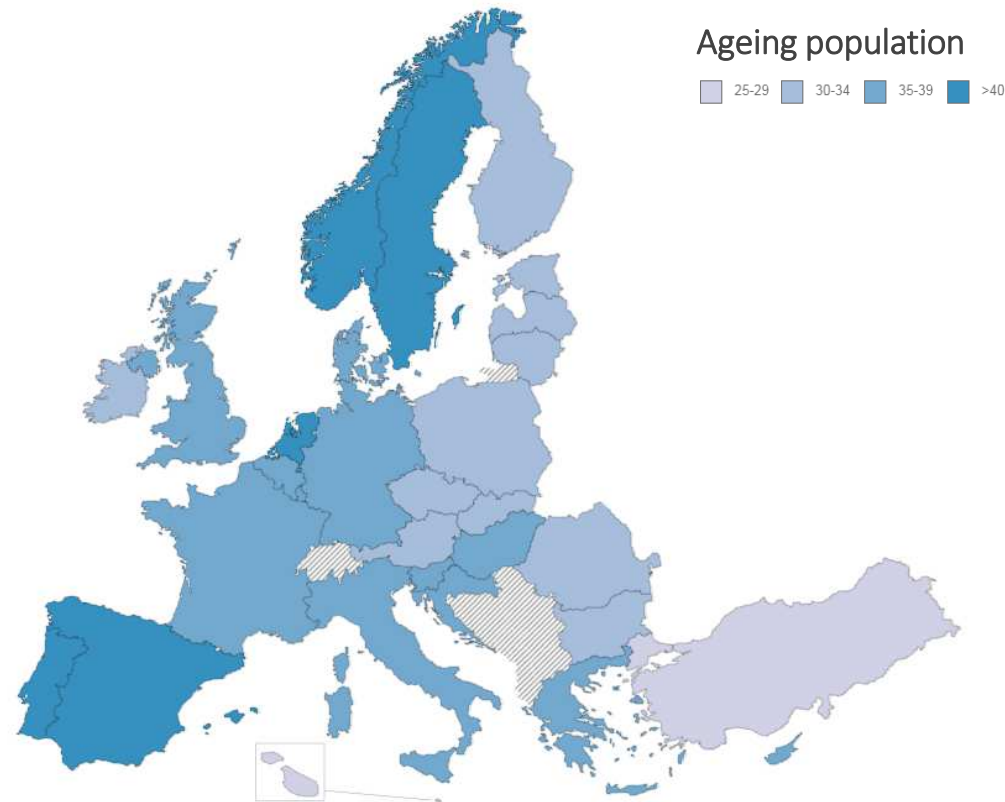
37 years old |
35 years old in 2010
33 years old in 2006

First use at age of 20

28% females

51% unemployed

29% primary level of education or less



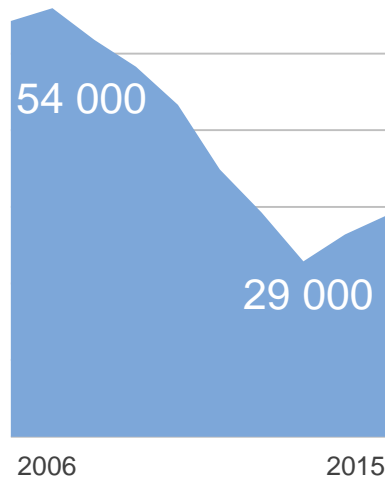
Treatment demand | *Opioids*

Primary *heroin* users accounted for 80% of all primary opioid users

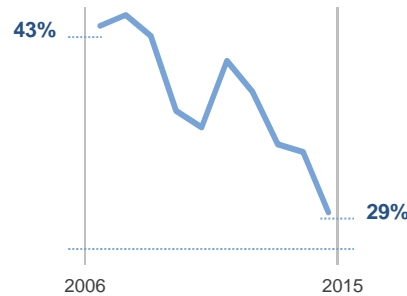
80%



Heroin (first-time entrants)



Injecting



More than 50%
of first-time entrants

- Bulgaria
- Estonia
- Greece
- Lithuania
- Turkey



Treatment demand | *Opioids*

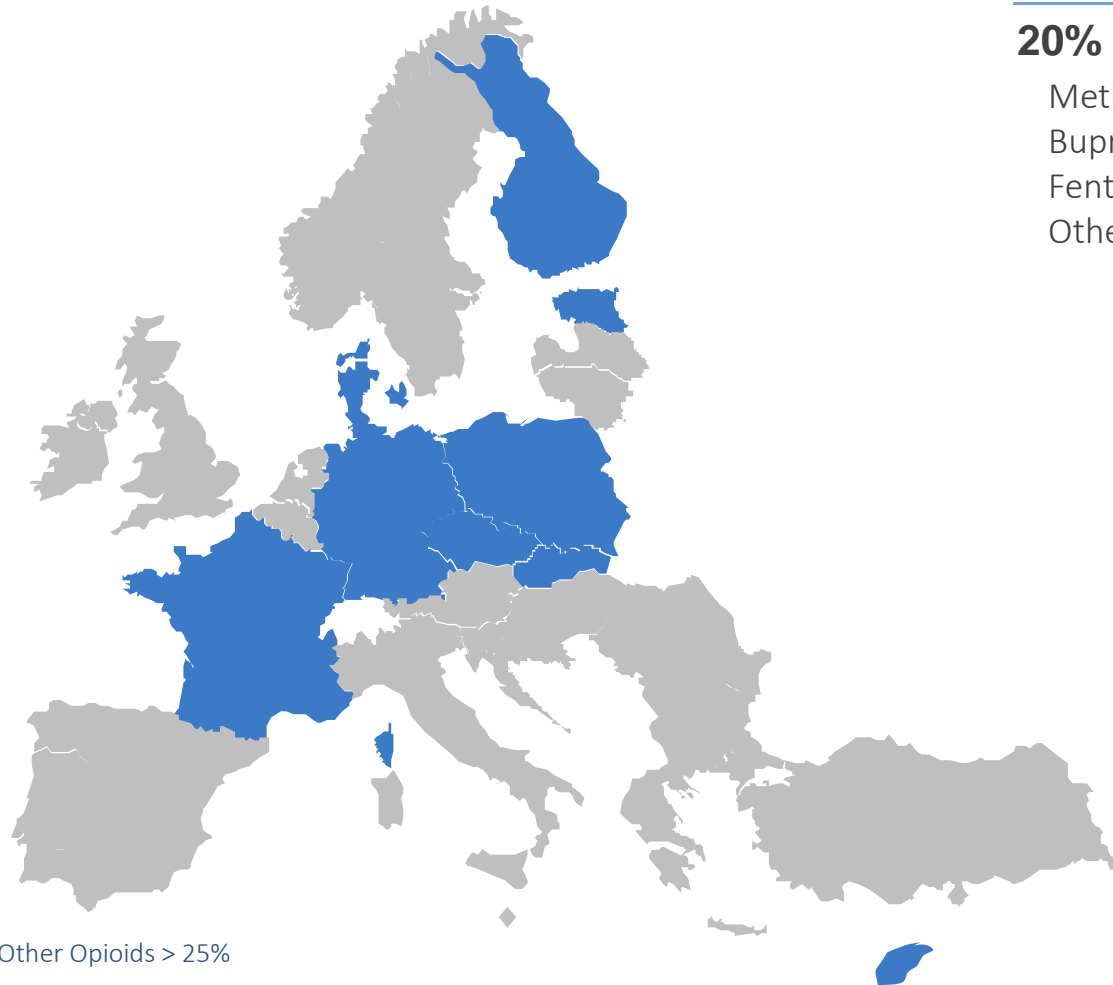


Opioids other than Heroin accounts for 20% of all opioid clients



20%

- Methadone (8%)
- Buprenorphine (5%)
- Fentanyl (0.2%)
- Other (7%)
 - Codeine
 - Morphine
 - Tramadol
 - Oxycodone



Other Opioids > 25%



Treatment demand | *Cannabis*



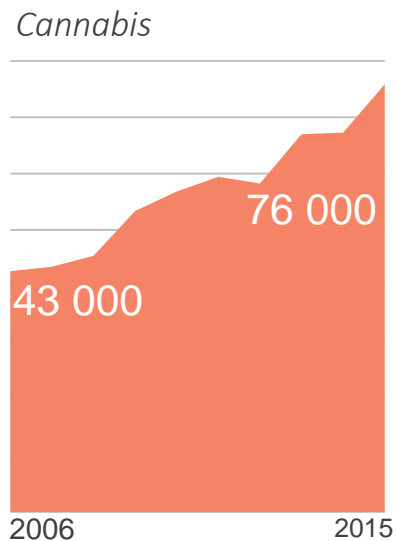
25 years old
Started using at 16

17% females

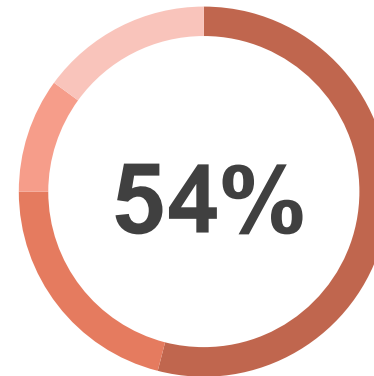
27% primary level
of education or less

32% unemployed
25% student
27% employed

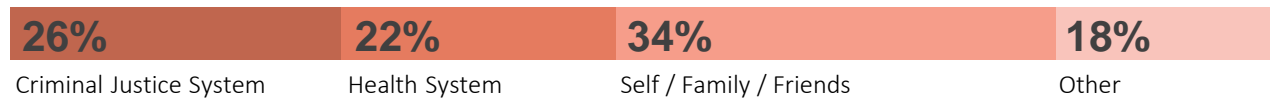
Number of first-time entrants continues to increase



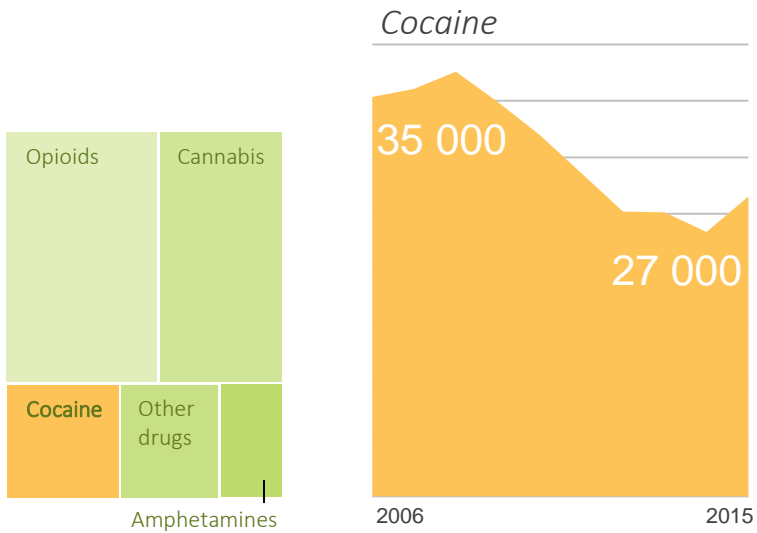
More than half report daily use of
cannabis prior to treatment



Source of Referral



Treatment demand | Cocaine



63 000 clients entered treatment
 28 000 for the first time
 32 000 in treatment before **74%**


34 years old
 First use at age of 22

14% females

1% injecting (↓)

Italy
 United Kingdom

Spain
 Italy
 United Kingdom

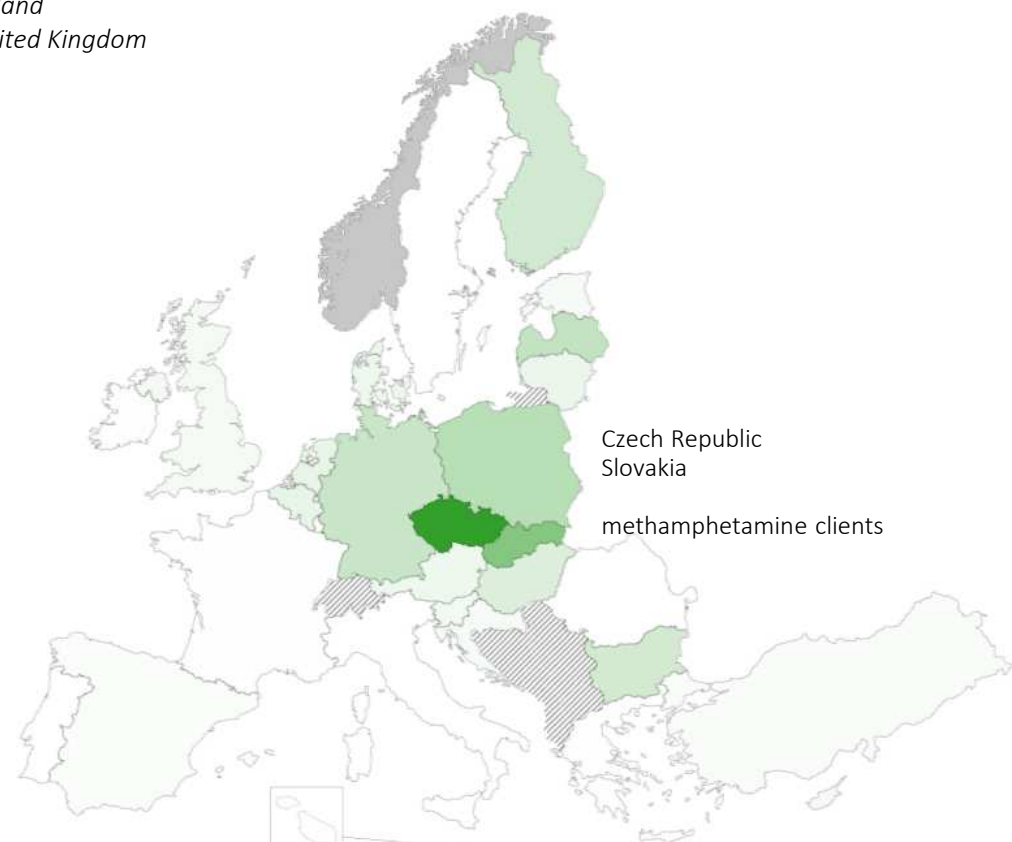
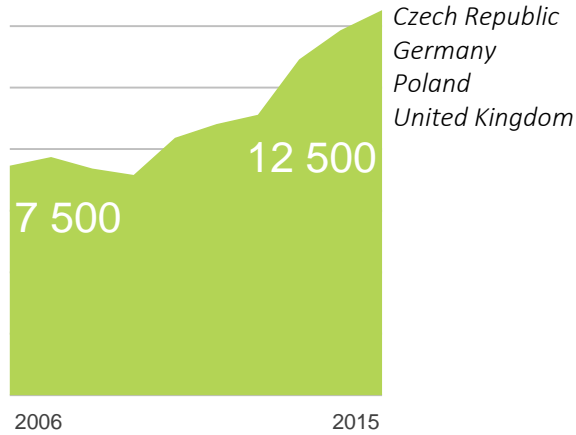


% cocaine clients among first-time entrants



Treatment demand | *Amphetamines*

Amphetamines



37 000 clients entered treatment
 15 000 for the first time
 20 000 in treatment before

29 years old
 First use at age of 20

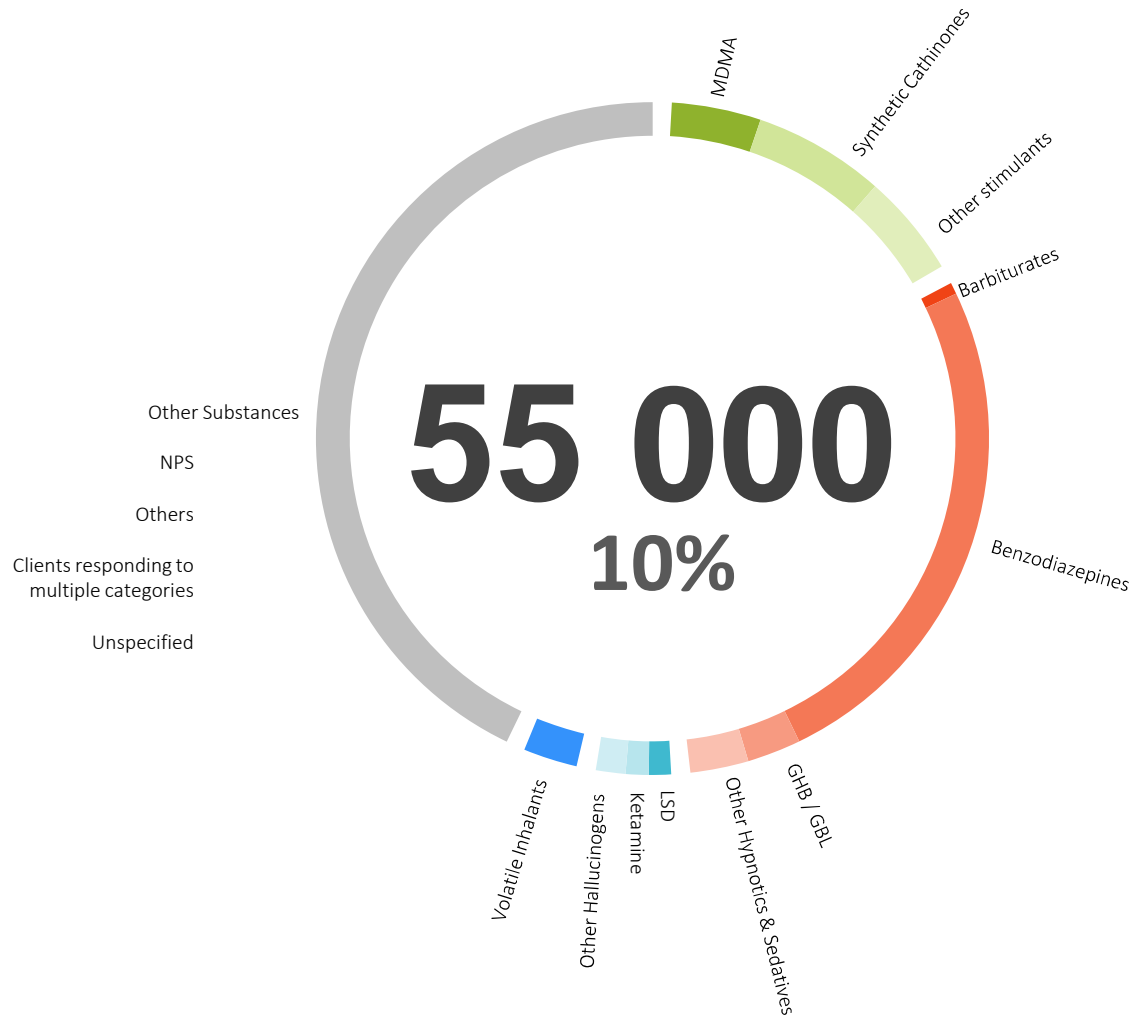

28% females

15% injecting (↓)

% amphetamines clients among first-time entrants



Treatment demand | *Other substances*





Thanks!

bruno.guarita@emcdda.europa.eu

